

# STATE OF TENNESSEE

FISCAL YEAR 2017-18

## CONSOLIDATED ANNUAL PERFORMANCE AND EVALUATION REPORT



TENNESSEE HOUSING DEVELOPMENT AGENCY

TENNESSEE DEPARTMENT OF ECONOMIC AND COMMUNITY DEVELOPMENT

TENNESSEE DEPARTMENT OF HEALTH

## **CR-05 - Goals and Outcomes**

**Progress the jurisdiction has made in carrying out its strategic plan and its action plan.**

### **91.520(a)**

HOPWA – The Tennessee Department of Health (DOH) expended \$1,036,156.45 to seven project sponsors across the state that directly administer the program and for State of Tennessee administrative activities. HOPWA funds are used to provide assistance in the following five categories: housing information services, housing assistance, supportive services, permanent housing placement, and ongoing housing assessment plans. The HOPWA program reported activity for 637 households in need of HOPWA services.

CDBG – A total of 83 contracts were awarded to city governments, county governments, and other subrecipients totaling expenditures of \$41,382,807 through the CDBG program. This amount included the FY 2017-18 award amount plus additional funds that were recaptured, unspent funds from completed projects from previous years, CDBG loan repayment funds from the CDBG Economic Development Loan Program, and a portion of unexpended CDBG funds. A total of 334,827 low- and moderate-income (LMI) persons were assisted.

HOME – In total, Tennessee Housing Development Agency (THDA) expended \$7,694,398 in program funds during FY 2017-18. A total of 186 housing units were assisted with HOME dollars which were funded by previous allocations but completed during FY 2017-18. Out of the 186 households assisted during the reporting period, 57 were extremely low-income, 53 were considered very low-income, and 76 were considered low-income.

ESG - A total of \$2,946,570 was expended through the ESG program for this reporting period. ESG contracts were awarded to 30 agencies and cities during this reporting period. Total ESG funding during the reporting period assisted more than 6,904 low-, very low-, and extremely low-income persons. Of the ESG beneficiaries that reported their status, 368 were veterans, 289 were chronically homeless, 1,737 were children, and 1,038 were fleeing domestic violence.

HTF – In 2017-18 the Housing Trust fund had not yet expended any program funds but is expected to do so in 2018-19.

**Comparison of the proposed versus actual outcomes for each outcome measure submitted with the consolidated plan and explain, if applicable, why progress was not made toward meeting goals and objectives. 91.520(g)**

Categories, priority levels, funding sources and amounts, outcomes/objectives, goal outcome indicators, units of measure, targets, actual outcomes/outputs, and percentage completed for each of the grantee's program year goals.

Goal	Category	Source / Amount	Indicator	Unit of Measure	Expected – Strategic Plan	Actual – Strategic Plan	Percent Complete	Expected – Program Year	Actual – Program Year	Percent Complete
Creation and preservation of affordable housing	Affordable Housing	CDBG: \$ / HOME: \$ / Housing Trust Fund: \$3160279 / LIHTC: \$150000000 / Community Investment Tax Credits: \$4000000 / Homebuyer Education: \$700000 / Housing Choice Vouchers: \$31000000 / Section 8 Project Based Contract Administration: \$165000000 / TN Housing Trust Fund: \$8500000	Rental units constructed	Household Housing Unit	64	3430	5,359.38%	44	873	1,984.09%
			Rental units rehabilitated	Household Housing Unit	20	5592	27,960.00%	10	1586	15,860.00%
			Homeowner Housing Added	Household Housing Unit	15	494	3,293.33%	10	249	2,490.00%
			Homeowner Housing Rehabilitated	Household Housing Unit	800	1363	170.38%	400	680	170.00%
			Direct Financial Assistance to Homebuyers	Households Assisted	15	153	1,020.00%	5	6	120.00%
Fair housing	Affordable Housing Public Housing Homeless	CDBG: \$ / HOPWA: \$1000 / HOME: \$ / ESG: \$ / Homebuyer Education: \$275000	Other	Other	3000	7676	255.87%	1500	3360	224.00%
Physical infrastructure development	Non-Housing Community Development	CDBG: \$ / CDBG-DR: \$	Public Facility or Infrastructure Activities for Low/Moderate Income Housing Benefit	Households Assisted	418009	319654	76.47%	230000	89600	38.96%
Preserve homeless facilities & supportive services	Homeless	ESG: \$	Public Facility or Infrastructure Activities for Low/Moderate Income Housing Benefit	Households Assisted	1202	276	22.96%	1202	276	22.96%

			Public service activities for Low/Moderate Income Housing Benefit	Households Assisted	1202	19902	1,655.74%			
			Tenant-based rental assistance / Rapid Rehousing	Households Assisted	2320	11304	487.24%	1160	870	75.00%
			Homeless Person Overnight Shelter	Persons Assisted	30812	11614	37.69%	15406	4604	29.88%
			Homelessness Prevention	Persons Assisted	8460	2993	35.38%	4230	18	0.43%
Preserve housing for persons with AIDS/HIV	Affordable Housing Non-Homeless Special Needs	HOPWA: \$ / Leveraged Funds Ryan White: \$	Public Facility or Infrastructure Activities for Low/Moderate Income Housing Benefit	Households Assisted	1300	1851	142.38%	400	583	145.75%
			Tenant-based rental assistance / Rapid Rehousing	Households Assisted	5	6	120.00%	2	3	150.00%
Revitalize disinvested areas & improve livability	Non-Housing Community Development	CDBG: \$ / CDBG-DR: \$3610000	Other	Other	40	78	195.00%	15	16	106.67%
TA, Job/Business Development, Administration	Non-Housing Community Development	CDBG: \$	Other	Other	15	63	420.00%			
Target economic distress	Non-Housing Community Development	CDBG: \$	Businesses assisted	Businesses Assisted	40	142	355.00%	15	81	540.00%
Target economic distress	Non-Housing Community Development	CDBG: \$	Other	Other	0	0		0	0	

**Table 1 - Accomplishments – Program Year & Strategic Plan to Date**

**Assess how the jurisdiction's use of funds, particularly CDBG, addresses the priorities and specific objectives identified in the plan, giving special attention to the highest priority activities identified.**

One of the State of Tennessee's highest housing priority areas focus on the provision of affordable

housing opportunities throughout the state, whether through preserving the affordable housing stock that already exists, increasing the number of new affordable housing stock or by creating new homeownership opportunities. Each aspect of this priority area has been met during this reporting period.

In regards to preserving the affordable housing stock, both the CDBG and HOME Programs worked towards this goal through housing rehabilitation activities. In FY 2017-18, CDBG applicants rehabilitated eight homes and HOME grantees completed 155 housing rehabilitations projects (and for the HOME program there were also nine acquisition and rehabilitation projects completed). As for increasing the number of new affordable housing stock and new homeownership opportunities, 14 new construction units were completed during this reporting period through the HOME Program (and seven acquisition only projects and one acquisition and new construction project were also completed during this reporting period for the HOME Program). Note that in addition to the Consolidated Planning programs, other THDA programs including the Community Investment Tax Credit (CITC) Program, the Low Income Housing Tax Credit (LIHTC) Program, Multifamily Bond Authority Program, and the Tennessee Housing Trust Fund also contribute to the state's goal of preserving and developing new housing opportunities for Tennesseans.

Specific to the CDBG Program, the primary usage of CDBG funds in Tennessee is for water and sewer public infrastructure and public facilities. This connects to the state's priority to provide for the viability of communities through ensuring infrastructure, community livability, health and safety, and economic development. For FY 2017-18, approximately 76 percent (over \$19 million) of regular round allocation CDBG funds were used for this purpose. These public infrastructure projects will benefit 54,157 low to moderate-income households, which continues toward Tennessee's goal of 188,009 households by 2019. An additional 30,904 low and moderate households will benefit from the community livability projects. A total of \$737,500 of funding was awarded to eight grantees to commercial façade improvements in rural downtowns to boost the local economy and increase the quality of life for the residents of the community. The maximum awarded to any one grantee was \$100,000. Fifty five local and small businesses are anticipated to be assisted with these funds. With FY 2017-18 awards the CDBG program expects to rehabilitate 15 LMI owned houses. For FY 2017-18 four activities were awarded under the urgent need National Objective total \$2,304,764.

\* \$10,500,000 of the \$11,099,543 in "TA, Job/Business Development, Administration" are part of the unexpended funds obligation that was first outlined in the FY 16-17 AAP Substantial Amendment. \$200,000 was used for Asset-Based Planning, where 21 counties were assisted in the development of an asset-based plan. \$300,000 was used for Retail Academy where 5 workshops in various regions were held and participating communities left with a report and a strategy for improving retail development specifically in their communities. All of the \$10,000,000 workforce development funds are under contract for four projects.

## CR-10 - Racial and Ethnic composition of families assisted

Describe the families assisted (including the racial and ethnic status of families assisted).

91.520(a)

	CDBG	HOME	HOPWA	ESG	HTF
White	494,494	130	238	4,553	0
Black or African American	48,702	53	173	1,722	0
Asian	2,882	0	0	19	0
American Indian or American Native	875	0	1	37	0
Native Hawaiian or Other Pacific Islander	328	0	0	14	0
<b>Total</b>	<b>547,281</b>	<b>183</b>	<b>412</b>	<b>6,345</b>	<b>0</b>
Hispanic	17,343	3	39	260	0
Not Hispanic	557,191	183	374	5,698	0

**Table 2 – Table of assistance to racial and ethnic populations by source of funds**

### Narrative

Of the total beneficiaries of the CDBG, HOME, HOPWA, HTF, and ESG programs, 50,650 beneficiaries identified as Black or African American, while 499,415 beneficiaries identified as White. Table 2 shows that 2,901 of beneficiaries were Asian, 913 were American Indian or American Native, and 342 were Native Hawaiian or Other Pacific Islander. In total, 17,645 of the beneficiaries were of Hispanic or Latino origin.

## CR-15 - Resources and Investments 91.520(a)

### Identify the resources made available

Source of Funds	Source	Resources Made Available	Amount Expended During Program Year
CDBG	CDBG	\$41,382,807	\$41,382,807
HOME	HOME	\$9,761,842	\$7,694,398
HOPWA	HOPWA	\$1,036,156	\$1,036,156
ESG	ESG	\$3,725,960	\$2,543,767
HTF	HTF	\$3,160,279	\$0
Housing Trust Fund	Housing Trust Fund		
LIHTC	LIHTC		\$17,619,600
Other	Other		\$321,937,732

Table 3 - Resources Made Available

### Narrative

### Identify the geographic distribution and location of investments

Target Area	Planned Percentage of Allocation	Actual Percentage of Allocation	Narrative Description
Non-Entitlement Statewide Grant Allocation Priority	100%		State Funding Priority

Table 4 – Identify the geographic distribution and location of investments

### Narrative

Funds were directed to areas of the state with the greatest need and/or areas that have had disproportionately fewer funds made available to them. The HOME Program used the Not Proportionately Served measure to advantage counties not receiving as many HOME funds per capita than other counties. The HOME competition divides the resources between urban and rural counties so as to ensure a mixture of urban and rural counties served by the state's HOME program. All applicants of the CDBG program are considered and scored with respect to community need and the relationship between the county's unemployment rate and per capita income. All CDBG applicants (other than those considered under the slums and blight and urgent need national objectives) must serve at least 51 percent LMI households.

## Leveraging

**Explain how federal funds leveraged additional resources (private, state and local funds), including a description of how matching requirements were satisfied, as well as how any publicly owned land or property located within the jurisdiction that were used to address the needs identified in the plan.**

HOME: THDA provides points in its scoring matrix associated with the award of HOME funding to encourage the leveraging of additional resources with the HOME program, including such resources as the Federal Home Loan Bank of Cincinnati, other federal funds (including the Self-help Homeownership Opportunity Program), local agency resources, and homeowner contributions. Additionally, homes constructed by Community Housing Development Organizations will often use as leverage the THDA mortgage revenue bond financed first mortgage program to provide an affordable low interest, fixed rate loan for the home buyer. Leveraging will be much more strongly encouraged in future fiscal years.

ESG: The ESG program requires that grantees provide a dollar for dollar match for ESG funds. All grantees must supplement their ESG funds with equal amounts of funds or in-kind support from non-ESG sources. Matching funds or in-kind support must be provided after the date of the grant award to the recipient and within the period of the ESG contract with THDA.

CDBG: HUD does not require that CDBG have match requirements however the TN CDBG program awards many projects each year that will be completed on publicly-owned property, particularly water and sewer system improvement projects where work is often done at water and wastewater treatment plants or other similar properties.

HOPWA: HUD does not require that HOPWA have match requirements however in the State of Tennessee, the HOPWA program utilizes Ryan White funding as leveraging in the state administration of the program. Ryan White Leveraging consists of \$45,392.91 in Housing subsidy and \$240,224.03 in supportive services to include case management, dental, nutrition and transportation.

## HOME Match

Fiscal Year Summary – HOME Match	
1. Excess match from prior Federal fiscal year	\$5,597,961
2. Match contributed during current Federal fiscal year	\$561,356
3. Total match available for current Federal fiscal year (Line 1 plus Line 2)	\$6,159,317
4. Match liability for current Federal fiscal year	\$1,703,723
5. Excess match carried over to next Federal fiscal year (Line 3 minus Line 4)	\$4,455,594

**Table 5 – Fiscal Year Summary - HOME Match Report**



Match Contribution for the Federal Fiscal Year								
Project No. or Other ID	Date of Contribution	Cash (non-Federal sources)	Foregone Taxes, Fees, Charges	Appraised Land/Real Property	Required Infrastructure	Site Preparation, Construction Materials, Donated labor	Bond Financing	Total Match
13695	01/31/2017	14,093	0	0	0	0	0	14,093
13722	11/17/2016	21,608	0	0	0	32,894	0	54,574
13731	04/27/2017	34,020	0	0	0	17,058	0	51,087
13809	11/29/2016	36,274	0	0	0	32,245	0	68,519
13840	12/23/2017	38,746	0	0	0	43,831	0	82,577
13857	07/14/2017	5,597	0	0	0	0	0	5,597
13976	04/30/2017	5,629	0	0	0	0	0	5,629
13978	08/03/2017	41,108	0	0	0	2,837	0	43,945
13979	06/02/2017	754	0	0	0	0	0	754
14009	05/11/2017	48,282	0	0	0	39,772	0	88,054
14049	06/26/2017	25,189	0	0	0	28,494	0	53,684
14081	07/24/2017	30,658	0	0	0	17,857	0	48,515
14101	08/31/2017	28,136	0	0	0	16,201	0	44,337

**Table 6 – Match Contribution for the Federal Fiscal Year**

#### HOME MBE/WBE report

Program Income – Enter the program amounts for the reporting period				
Balance on hand at begin-ning of reporting period \$	Amount received during reporting period \$	Total amount expended during reporting period \$	Amount expended for TBRA \$	Balance on hand at end of reporting period \$
\$2,389,822	\$40,156	\$7,694,398	\$0	\$2,067,444

**Table 7 – Program Income**

Minority Business Enterprises and Women Business Enterprises – Indicate the number and dollar value of contracts for HOME projects completed during the reporting period						
	Total	Minority Business Enterprises				White Non-Hispanic
		Alaskan Native or American Indian	Asian or Pacific Islander	Black Non-Hispanic	Hispanic	
Contracts						
Dollar Amount	561,830	0	3,540	558,290	0	0
Number	15	0	1	14	0	0
Sub-Contracts						
Number	0	0	0	0	0	0
Dollar Amount	0	0	0	0	0	0
	Total	Women Business Enterprises	Male			
Contracts						
Dollar Amount	195,385	195,385	0			
Number	8	8	0			
Sub-Contracts						
Number	0	0	0			
Dollar Amount	0	0	0			

**Table 8 - Minority Business and Women Business Enterprises**

<b>Minority Owners of Rental Property</b> – Indicate the number of HOME assisted rental property owners and the total amount of HOME funds in these rental properties assisted						
	<b>Total</b>	<b>Minority Property Owners</b>				<b>White Non-Hispanic</b>
		<b>Alaskan Native or American Indian</b>	<b>Asian or Pacific Islander</b>	<b>Black Non-Hispanic</b>	<b>Hispanic</b>	
Number	0	0	0	0	0	0
Dollar Amount	0	0	0	0	0	0

**Table 9 – Minority Owners of Rental Property**

<b>Relocation and Real Property Acquisition</b> – Indicate the number of persons displaced, the cost of relocation payments, the number of parcels acquired, and the cost of acquisition		
Parcels Acquired	0	0
Businesses Displaced	0	0
Nonprofit Organizations Displaced	0	0
Households Temporarily Relocated, not Displaced	0	0

Households Displaced	Total	Minority Property Enterprises				White Non-Hispanic
		Alaskan Native or American Indian	Asian or Pacific Islander	Black Non-Hispanic	Hispanic	
Number	0	0	0	0	0	0
Cost	0	0	0	0	0	0

**Table 10 – Relocation and Real Property Acquisition**

## CR-20 - Affordable Housing 91.520(b)

Evaluation of the jurisdiction's progress in providing affordable housing, including the number and types of families served, the number of extremely low-income, low-income, moderate-income, and middle-income persons served.

	One-Year Goal	Actual
Number of Homeless households to be provided affordable housing units	4,446	4,546
Number of Non-Homeless households to be provided affordable housing units	557	2,752
Number of Special-Needs households to be provided affordable housing units	0	4,028
<b>Total</b>	<b>5,003</b>	<b>11,326</b>

Table 11 – Number of Households

	One-Year Goal	Actual
Number of households supported through Rental Assistance	588	35,896
Number of households supported through The Production of New Units	0	813
Number of households supported through Rehab of Existing Units	10	1,407
Number of households supported through Acquisition of Existing Units	0	56
<b>Total</b>	<b>598</b>	<b>38,172</b>

Table 12 – Number of Households Supported

**Discuss the difference between goals and outcomes and problems encountered in meeting these goals.**

During this reporting period, the State of Tennessee was in the process of revising a number of activities and policies within the Consolidated Planning programs in order to better meet the housing needs of lower income households in Tennessee. Fortunately, these updates have led to the state exceeding all of our housing goals listed above. Another factor which led to the State exceeding our housing goals is that when adding in the other housing programs managed by THDA, the State's impact on affordable housing greatly increased. Note that these goals originated from the FY 2017-2018 Annual Action Plan and from the internal goals of our affordable housing programs.

**Discuss how these outcomes will impact future annual action plans.**

Knowing how great an impact all of our affordable housing programs have on housing preservation and production in the State, the Consolidated Planning Partners will adjust our annual housing goals to better reflect all of our programs and resources that contribute to affordable housing in Tennessee.

**Include the number of extremely low-income, low-income, and moderate-income persons served by each activity where information on income by family size is required to determine the eligibility of the activity.**

Number of Households Served	CDBG Actual	HOME Actual	HTF Actual
Extremely Low-income	29,205	57	0
Low-income	19,723	76	
Moderate-income	89,675	0	
<b>Total</b>	<b>138,603</b>	<b>133</b>	

**Table 13 – Number of Households Served**

### **Narrative Information**

Table 13 does not include the very low-income category. For the HOME program, 53 very low-income households were assisted. When adding those households to the 133 households noted for the HOME program in Table 13, it accounts for the 186 total households assisted with HOME funds during this reporting period.

As previously mentioned, in addition to the data detailed above, THDA implements a number of other housing programs that also support these housing goals and help the state in providing affordable housing to lower income households.

The LIHTC program is a large contributor to new and renovated affordable housing units in TN. This year LIHTC funds created 254 new units of affordable housing and rehabilitated 837 units of affordable housing.

Many of the primary programs within THDA to address the worst case housing needs are funded through the state's Housing Trust Fund. Over 2017, the Emergency Repair Program helped 301 elderly and/or disabled homeowners with critical home repairs; 136 homes were provide ramps and modifications based on disability needs; 235 units were critically improved through the Challenge Grant Program; and 32 homes were bought by low income homebuyers through the state's Trust Fund support of Habitat for Humanity.

3,360 homebuyers received homebuyer education during the program year and over 600 homeowners were provided foreclosure counseling to prevent and mitigate the impact of foreclosure. Each of these efforts are not only critical to our mission but also are responsive to overcoming impediments in our Analysis of Impediments to Fair Housing Choice.

## **CR-25 - Homeless and Other Special Needs 91.220(d, e); 91.320(d, e); 91.520(c)**

**Evaluate the jurisdiction's progress in meeting its specific objectives for reducing and ending homelessness through:**

### **Reaching out to homeless persons (especially unsheltered persons) and assessing their individual needs**

For the ESG program, street outreach activities, which include essential services to eligible participants provided on the street or in parks, abandoned buildings, bus stations, campgrounds, and in other such settings where unsheltered persons are staying are a key component for grantees. Eligible participants under this category/activity are unsheltered individuals and families who qualify as homeless under Category 1 of HUD's Definition of Homelessness.

Beyond engaging homeless persons through street outreach, grantees of the ESG program continue their support to this population through case management, which includes an assessment of housing and service needs, and coordinating the delivery of individualized services. To reach out to homeless persons and assess their individual needs, ESG grantees also provided emergency health services which is outpatient treatment of urgent medical conditions by licensed medical professionals; and providing medication and follow-up services; emergency mental health services which include outpatient treatment of urgent mental health conditions by licensed professionals; medication costs and follow up services; transportation travel by outreach workers or other service providers during the provision of eligible outreach activities and the transportation of clients to emergency shelters or other service providers; and services to special populations which are essential services that have been tailored to address the needs of homeless youth, victims of domestic violence, and related crimes/threats, and/or people living with HIV/AIDS who are literally homeless.

### **Addressing the emergency shelter and transitional housing needs of homeless persons**

To address emergency shelter and transition housing needs of homeless persons, ESG grantees rehabilitate existing shelter or convert buildings for the purposes of providing emergency shelter, essential services and operational expenses. Renovation means rehabilitation that involves costs of 75 percent or less of the value of the building before renovation. Major rehabilitation means rehabilitation that involves costs in excess of 75 percent of the value of the building before rehabilitation. Conversion means a change in the use of the building to an emergency shelter for the homeless, where the cost of conversion exceeds 75 percent of the value of the building after conversion. Grantees receiving ESG assistance for major rehabilitation or conversion must maintain the building as a shelter for homeless individuals and families for 10 years; grantees receiving ESG assistance for renovations must be maintained as a shelter for homeless individuals and families for three years.

In addition to rehabilitation, ESG grantees provide essential services that are connected to emergency shelter and transitional housing that include services concerned with employment, health, drug abuse,

education and staff salaries necessary to provide these services and may include, but are not limited to the following, assistance in obtaining permanent housing; medical and psychological counseling and supervision; employment counseling; nutritional counseling; substance abuse treatment and counseling; assistance in obtaining other Federal, State and local assistance including mental health benefits; employment counseling; medical assistance; veteran's benefits; and income support assistance such as Supplemental Security Income, food stamps and aid to families with dependent children; other services such as child care, legal services, life skills training, transportation, job placement and job training; and the staff salaries necessary to provide the above services.

Under this category, operating expenses related to the operation of emergency and transitional housing, including but not limited to, maintenance, operation, rent, repair, security, fuel, equipment, insurance, utilities, food and furnishings are also included and make the State of Tennessee's efforts under this category possible.

**Helping low-income individuals and families avoid becoming homeless, especially extremely low-income individuals and families and those who are: likely to become homeless after being discharged from publicly funded institutions and systems of care (such as health care facilities, mental health facilities, foster care and other youth facilities, and corrections programs and institutions); and, receiving assistance from public or private agencies that address housing, health, social services, employment, education, or youth needs**

For the ESG program, eligible activities include activities related to preventing persons from becoming homeless and to assist participants in regaining stability in their current or other permanent housing. Specifically, ESG grantees typically provide financial assistance in order to help prevent and rapidly re-house clients in the following ways: pay rental application fees (excludes pet deposit), moving costs, security deposit for rental or utility, payment of rental arrears up to six months, and short-term (up to three months) or medium-term (up to nine months) rental and/or utility assistance.

Under this category, THDA defines these low-income individuals and families as extremely low-income individuals and families with household incomes of at or below 30% of Area Median Income who qualify as homeless under Categories 2, 3 and 4 of HUD's Definition of Homelessness or any category of HUD's Definition of "At Risk of Homelessness".

**Helping homeless persons (especially chronically homeless individuals and families, families with children, veterans and their families, and unaccompanied youth) make the transition to permanent housing and independent living, including shortening the period of time that individuals and families experience homelessness, facilitating access for homeless individuals and families to affordable housing units, and preventing individuals and families who were recently homeless from becoming homeless again**

To help homeless persons make the transition to permanent housing and independent living, ESG

grantees provide financial assistance for the following: moving costs, security deposit for rental or utility, payment of rental arrears up to six months, and short-term (up to 3 months) or medium-term (up to 9 months) rental and/or utility assistance. Under this category, in order to be eligible, individuals and families must meet the definition of “homeless” who live in an emergency shelter or other place described in the definition provided by HUD.



## **CR-30 - Public Housing 91.220(h); 91.320(j)**

### **Actions taken to address the needs of public housing**

During this reporting period, THDA met with Public Housing Authority (PHA) Executive Directors and conducted a survey related to seniors/65+ persons residing in public housing and services available on site to inform ongoing discussion surrounding the growing need for affordable housing with integrated services among seniors. The 2016 and 2015 Qualified Allocation Plan (QAP) for the Low Income Housing Tax Credit (LIHTC) program included a set-aside of 30% of our annual competitive housing credits to assist the redevelopment of public housing units which were granted Rental Assistance Demonstration (RAD) awards.

To bring awareness to the needs of public housing residents and other affordable housing recipients, the Research and Planning Division of THDA published a report which provided an in-depth look at the age and physical condition of existing affordable housing properties in the state, along with other risk factors for loss of affordable units, such as HUD rental subsidy contract expirations. The report also contains a county-by-county breakdown of the number of Section 8, public housing and USDA units that are greater than 15 years old. This report will help to guide THDA's efforts and resources to help fill this gap of aging affordable housing, including the aging of public housing options in the State of Tennessee.

### **Actions taken to encourage public housing residents to become more involved in management and participate in homeownership**

THDA created the New Start Loan Program which is designed to promote the construction of new homes for homeownership opportunities for low- and very-low income Tennesseans (which is often the income range for public housing residents). The New Start Loan Program is a no interest loan program delivered through non-profit organizations with established programs for the construction of single family housing for low- and very-low income households. The total number of New Start Loans funded during FY 2017-18 was 53, a decrease from 92 in the previous fiscal year.

THDA manages a Family Self Sufficiency (FSS) program for its Housing Choice Voucher (HCV) Program participants as an effort to enable participants to become self-sufficient or independent of welfare assistance.

The FSS program includes financial counseling and pre-purchase homeownership counseling for participants. FSS participants sign a five-year contract in which they agree to find employment and identify goals for achieving financial independence. Staff assists participants in identifying goals and provides referrals for resources in the community. Participants are eligible for the establishment of an escrow account, which is based on increased income as a result of employment. The funds in the escrow account may be accessed by the participant once the contract is fulfilled or the family is paying all of their rent.

In 1998, the FSS program was mandated to have 181 participants. Since 1998, over 181 participants have graduated from the program, making the program voluntary. THDA has opted to have 225 slots available to Housing Choice Voucher participants.

THDA also offers a homeownership voucher option to participants of the FSS program. The THDA Homeownership Voucher Program offers a mortgage subsidy to low-income families who are not able to afford to purchase a home through traditional financing. With the Homeownership Voucher Program, families typically pay 30 percent of their monthly-adjusted income (or the family's Total Tenant Payment) towards homeownership expenses and THDA pays the difference between the family Total Tenant Payment and the actual monthly mortgage payment. The mortgage assistance payment is paid directly to the lender or loan servicing company and not to the family. At the end of the reporting period, June 30, 2018, 90 home closing had occurred using this program.

### **Actions taken to provide assistance to troubled PHAs**

Not applicable

## **CR-35 - Other Actions 91.220(j)-(k); 91.320(i)-(j)**

**Actions taken to remove or ameliorate the negative effects of public policies that serve as barriers to affordable housing such as land use controls, tax policies affecting land, zoning ordinances, building codes, fees and charges, growth limitations, and policies affecting the return on residential investment. 91.220 (j); 91.320 (i)**

The State of Tennessee implements a number of programs outside of the four Consolidated Planning programs that remove barriers to affordable housing and support our FY 2015-2019 Consolidated Plan. The following programs encourage the preservation and creation of affordable housing units.

Appalachian Renovation Loan Program – improves homeownership for residents of the Appalachian counties through funding from the Appalachian Regional Commission. The Appalachian region of our state disproportionately has economic and geographic barriers to housing and resources. Therefore, THDA created this initiative, with the assistance of the Department of Economic and Community Development to help provide safe and sound housing to residents in the most distressed and at-risk counties in this region through loans for home repairs and improvements.

Community Investment Tax Credit Program – in order to encourage the development of affordable housing units, this program enables financial institutions to obtain a credit against the sum total of taxes imposed by the Franchise and Excise Tax Laws when qualified loans, qualified investments, grants or contributions are extended to eligible housing entities for engaging in eligible low income housing activities. Eligible activities include creating or preserving affordable housing for low income Tennesseans; activities that assist low-income Tennesseans in obtaining safe and affordable housing; activities that build the capacity of an eligible non-profit organization to provide housing opportunities for low-income Tennesseans; and any other low-income housing related activity approved by the THDA Executive Director and the Commissioner of Revenue.

Low Income Housing Tax Credits – Another program that encourages the development and preservation of affordable housing is the Low-Income Housing Tax Credit (LIHTC) program. LIHTC is a credit against federal income tax liability each year for 10 years for owners and investors in low-income rental housing. The amount of tax credits is based on reasonable costs of development, as determined by THDA, and the number of qualified low-income units.

Multifamily Tax-Exempt Bond Authority - The Bond Authority program, like the LIHTC program, supports rehabilitation, acquisition and rehabilitation, and new construction of affordable rental units. Municipalities request an allocation of the state's bond authority and sell bonds in support of housing development.

Tennessee Housing Trust Fund - The purpose of the Tennessee Housing Trust Fund (HTF) is to serve the housing needs of low- and very low-income, elderly and special needs Tennesseans. Funds, provided through THDA funds, private sector investment, and matching funds from local grantees, are awarded to

and administered by cities, counties, Development Districts, Public Housing Authorities, other departments of State government, and nonprofit organizations.

### **Actions taken to address obstacles to meeting underserved needs. 91.220(k); 91.320(j)**

The State of Tennessee is committed to addressing the obstacles to meeting the needs of the underserved. Our 2015-2019 Consolidated Plan identified affordable housing, community development and infrastructure, and housing and services for persons experiencing homelessness and those with special needs as focus areas to better meeting the needs of those underserved.

Each program used the needs assessment data provided in the 2015-2019 Consolidated Plan to inform its program actions. Funds were directed to the areas of the state with greatest need and/or areas that have had disproportionately fewer funds made available to them. HOME used the Not Proportionally Served measure to advantage counties not receiving as many funds per capita than other counties. CDBG used the Ability to Pay measure that determines the level of local financial contribution that is required, allowing impoverished communities receiving grants to receive more funds. This ability to pay determination includes per capita income, the value of taxable property, and the value of taxable sales.

Another underserved need is supporting communities in Tennessee with disaster resilience. An accomplishment worth noting is that the TN Department of Economic and Community Development (ECD) was a winner of the National Disaster Resilience Competition (NDRC) from HUD and the Rockefeller Foundation during this reporting period. NDRC is funded through CDBG – Disaster Recovery appropriations provided by the Disaster Relief Appropriations Act of 2013. The initiative is a federal, state and local collaborative effort to create rural resilient communities along the Mississippi River in Tennessee. HUD funding will help with the restoration of two miles of degraded floodplain, the rehabilitation of a wastewater lagoon, and the creation of wetlands and recreation space.

### **Actions taken to reduce lead-based paint hazards. 91.220(k); 91.320(j)**

Title X of the federal Residential Lead Based Paint Hazard Reduction Act of 1992 became effective on December 6, 1996. On September 26, 2000, the Tennessee Department of Environment and Conservation (TDEC) implemented a certification program and compiled a registry of certified lead inspectors, risk assessors, contractors, and training facilitators.

In April 2001, HUD and the Environmental Protection Agency (EPA) issued a joint memorandum to clarify Title X requirements for rehabilitation of housing to clarify the definition of abatement under regulations issued by EPA and HUD. It also asserted in the memorandum that HUD and EPA regulations were complementary. On May 2, 2011, THDA and TDEC issued a joint memorandum that allowed for the use of HUD regulations in rehabilitation projects. TDEC certified that lead-based paint professionals must be used. These joint efforts have enabled rehabilitation efforts to continue.

Each of the four Consolidated Planning grant programs have lead-based paint requirements. In regards

to the CDBG and HOME programs, subrecipients must give participants of the program notice of possible lead hazards within the unit when the house is dated pre-1978 and must inform them of possible dangers. The Lead Chapter of the HOME Operations Manual, which provides further guidance for compliance with HUD regulations, is made available to all grantees and can be found on THDA's website. THDA monitors for compliance with lead-based paint regulations during project monitoring. Housing assisted with RSG funds are also subject to the Lead Based Paint Poisoning Prevention Act and based on the activity, must comply with various subparts of the Act.

### **Actions taken to reduce the number of poverty-level families. 91.220(k); 91.320(j)**

In all the work done by the Consolidated Partners to address housing and community development needs, there is the core mission to reduce the number of poverty-level families in the State of Tennessee. Through the services provided through the five programs addressed in this plan and the other resources brought to bear on housing and community development needs across the state, the economic well-being of families is being addressed through safe, sound affordable housing and communities.

For several years, the CDBG program did not separate extremely low-, very low-, and low-income beneficiary data to show participants below 30 percent of the AMI. ECD is now collecting data on program participants below 30 percent of the AMI. Also, as a part of its scoring mechanism for housing rehabilitation, project need points are awarded based on the number of persons with higher poverty levels in the state, specifically persons 62 years of age or above, and/or female heads of household, and/or disabled individuals.

The HOME Program serves lower-income households. Very low-income households are defined as those households whose annual income is 50 percent or less of the AMI for the county in which the household resides. Low-income households are defined as those households whose annual income is between 50 percent and 80 percent of the AMI for the county in which the household resides. Additionally, the THDA Board of Directors has expressed intent that very low-income persons be served. During this reporting period, 57 beneficiaries were extremely low-income households, 53 were very low-income households, and 76 were low-income households.

The implementation of the Housing Trust Fund program will allow the production, preservation, rehabilitation, and operation of affordable rental housing for extremely low income residents. Efforts are underway to award these funds in 2018.

Additionally, the state coordinates resources so that services to households at or below 80 percent AMI are effectively administered. Continued coordination efforts include plans to further address the housing needs of those hard to serve. Specifically, youth transitioning out of foster care and ex-offenders, groups that are often experiencing or are at-risk of living at the poverty level, have become a focus for THDA and its grantees. We have enhanced a number of our housing programs to encourage the development of housing options for these populations.

## **Actions taken to develop institutional structure. 91.220(k); 91.320(j)**

Please see below.

## **Actions taken to enhance coordination between public and private housing and social service agencies. 91.220(k); 91.320(j)**

To enhance coordination between public and private housing and social service agencies, as well as the development of the institutional structure, the Consolidated Planning partners and their programs complete the following activities and foster the following partnerships:

During this reporting period, ECD created a Disaster Resiliency Council which was spurred by their award of their Disaster Resilience grant (though this Council is not funded by that grant). This Council is a collaboration with a variety of state agencies and is currently discussing which private and social services agencies should be added this group.

By using CHDOs, local and regional governments, and social service agencies, the state has invested in the existing structure to implement our programs while requiring and monitoring a level of quality that improves the housing affordability and quality of the units impacted by these funds.

Additionally, THDA remains a strong supporter of the state and regional Affordable Housing Coalitions. We remain committed to providing staffing support to the Coalitions as they continue their transition to full independence from THDA. The Coalition is made up of 251 members. Of these 100 are non-profits, 48 are municipal entities (including PHA's), 35 represent financial institutions (including CDFI's), 11 are state or Federal government officials, and 57 are other (including developers, realtors, consultants, property managers, etc.).

THDA has a Lender/Realtor Advisory Board that assists us in ensuring that our programs are responsive to the needs of our consumers and our partners. THDA also hosts a peer session for our Homebuyer Education Initiative (which includes a section of fair housing education) and the Energy Efficiency/Weatherization Advisory Board.

Our grantees are local governments, regional Development Districts and not-for-profits. Each of these partnerships adds strength to the overall institutional structure as well as the strong public-private partnerships that exist throughout the state.

Additionally, THDA promotes participation and the active involvement of HCV residents in all aspects of the Housing Choice Voucher program mission and operation. HCV participants are invited to serve on a Resident Advisory Board to represent their interests. THDA's Resident Advisory Board is composed of active HCV participants who provide supportive assistance to HCV personnel. The Resident Advisory Board consist of a maximum of 15 members. If more than 15 persons volunteer for the Board, THDA utilizes a random selection process to ensure proportionate representation from the East, West and

Middle divisions of the state. In addition, as required by the federal regulations, the THDA Board of Directors includes one eligible resident board member who is eligible to vote on Housing Choice Voucher program issues. The goal of the Resident Advisory Board is to positively impact the overall quality and delivery of HCV services and improve the overall quality of life for HCV participants.

**Identify actions taken to overcome the effects of any impediments identified in the jurisdictions analysis of impediments to fair housing choice. 91.520(a)**

In addition to our annual efforts to remove barriers to fair housing, there were a number of new initiatives that were started during this reporting period.

We continue to support homebuyer education across the state which addresses education of fair housing based on portions of the curriculum but by educating potential homebuyers, also serves as a preventative measure for other fair housing concerns such as predatory lending or discriminatory lending. We continue to train the state's homebuyer education providers through the annual Peer Sessions and have expanded access through the offering of online training with eHome America.

The state updated our protected classes mailing list to be even more inclusive of advocacy groups that support the protected classes and agencies that support fair housing in our state. THDA partnered for a third year with the Southwest Tennessee Development District, West Tennessee Legal Services, and TennCare's pilot program that provides fair housing training in southwest Tennessee: one for elected officials and another on legal/medical fair housing issues. THDA hopes to expand this program to other development districts and regions in upcoming fiscal years and has asked SWTDD to make these training materials publicly available.

The activities funded through the Consolidated Plan Programs work to further fair housing across the state. All programs either provide affordable housing, services, resources, or community improvements for populations in Tennessee with the highest need. In addition to considering those with lower-incomes, our programs consider racial/ethnic groups disproportionately in need of assistance, persons with disabilities, elderly persons, and female-headed households. Further, in each program manual, the state agencies inform all grantees of their roles and responsibilities in fair housing and the program requirements related to fair housing. Each grantee is required to conduct fair housing activities including community outreach, affirmative marketing, education on fair housing rights, and ensuring the inclusivity of housing and services.

Every year, ECD and THDA sponsor, assist in the planning for, and attended a number of fair housing trainings, conferences, workshops, and other events across the state. A detailed list of events that THDA and ECD sponsored, assisted in the planning for, and attended during this reporting period are included in the fair housing section of the appendix.

A major effort is underway to improve outreach to those with Limited English Proficiency (LEP). THDA's Limited English Proficiency policy and procedures were reviewed during FY2018, and research was

completed for a new Language Assistance Plan. The new LEP policy and procedures and LAP is under review by the agency's Executive team and policy review committee and should be approved in FYE 2019.

During FYE2018, THDA developed a new online sub-recipient Title VI/Fair Housing online training & self-assessment tool assisting THDA sub-recipients with understanding their obligations under Title VI/Fair Housing and with self reporting their activities in these areas. The online training and form will be introduced to sub-recipients in FY2019 with a requirement for each THDA sub-recipient/grantee required to have at least one staff member complete the online training and each agency to submit a self-assessment form annually.

The appendix to this report includes the most recent draft of the state's Fair Housing Plan. The Fair Housing Plan includes the state's fair housing goals and actions based on the impediments identified in the AI. This plan is continually updated and utilized by the Consolidated Partners to track, measure, and adjust the state's fair housing activities to overcome the impediments identified in the AI. Additional Fair Housing information is provided in the appendix.



## **CR-40 - Monitoring 91.220 and 91.230**

**Describe the standards and procedures used to monitor activities carried out in furtherance of the plan and used to ensure long-term compliance with requirements of the programs involved, including minority business outreach and the comprehensive planning requirements**

The State of Tennessee has established standards and procedures to monitor the use of federal grant funds. Each state department that manages a Consolidated Planning grant program allocates grant resources received in accordance with the preapproved uses of the funds. Contracts, agreements, and other documentation with program participants incorporate the services and activities to be completed, the compliance requirements, and the specific conditions under which funds may be released.

Further, designated staff are responsible for monitoring compliance with applicable federal and state regulations for programs. Each department conducts monitoring activities regularly or as required by HUD regulations to ensure compliance. Some examples of monitoring activities for funded programs include program site visits, regular review of participant-level data via web-based tracking systems, reviews of deliverables reported in monthly and quarterly reports, environmental reviews, on-site construction inspections, and other activities that ensure program compliance.

Specific to minority business outreach and Section 3, within the program documents that grantees receive, there are policies and procedures detailed regarding the affirmative steps that must be taken to ensure that women and minority businesses are afforded opportunities to bid on service, material, and construction contracts. Grantees also receive a statewide Diversity Business Enterprise Directory to help connect grantees to women and minority owned business options in the state. They are also given the Disadvantaged Business Enterprise Directory to help grantees be in compliance with Section 3 and the required HUD forms for both of these areas so that they are even more aware of their obligation to affirmatively market and connect with minority owned businesses and provide economic opportunities for low- and very low-income persons.

## **Citizen Participation Plan 91.105(d); 91.115(d)**

**Describe the efforts to provide citizens with reasonable notice and an opportunity to comment on performance reports.**

For the FY 2017-2018 CAPER, the State of Tennessee provided an Executive Summary (in English and Spanish) and a working draft of the CAPER on the THDA website. Public notices and links were published on Tennessee Department of Economic and Community Development website, and Tennessee Department of Health website, the State of Tennessee website, and on each of the nine Development District websites. The State of Tennessee also sent an email blast promoting the draft and public comment period to advocacy and social service groups serving protected classes in Tennessee. Social

media was also used to engage public participation. Citizens could submit their public comment on THDA's website and instructions for viewing and commenting are included in the Executive Summary and in the public notice that is published in both English and Spanish newspapers throughout the State. This year, the public notice was published in nine newspapers in English and three in Spanish:

- Memphis Commercial Appeal
- The Tennessean (Nashville)
- The Herald – Citizen (Cookeville)
- The State Gazette (Dyersburg)
- Chattanooga Times Free Press (Chattanooga)
- The Leaf Chronicle (Clarksville)
- Johnson City Press (Johnson City)
- The Knoxville News Sentinel (Knoxville)
- The Daily Herald (Columbia)
- La Prensa Latina (Memphis)
- El Crucero de Tennessee (Nashville)
- La Campana (Franklin)

The notices were published on August 29, 2018 and in addition to English and Spanish, public notices translated into Arabic, Bosnian, Somali, Vietnamese, Burmese, Behdini, and Sorani were available on the THDA website. The Executive Summary and public comment capabilities were made available on THDA's website through September 14, 2018, which meets the requirements set forth in the State of Tennessee's Citizen Participation Plan.

**CR-45 - CDBG 91.520(c)**

**Specify the nature of, and reasons for, any changes in the jurisdiction's program objectives and indications of how the jurisdiction would change its programs as a result of its experiences.**

This year public meetings were held in East, Middle, and West Tennessee. Even with the increased participation, comments from the public meeting indicated eligible applicants wanted to continue the program in the same manner as it has traditional been run. The program objectives remained unchanged for FY 2017-18. The commercial façade program continued with a total funding pool of \$500,000 and the maximum award amount of \$100,000.

**Does this Jurisdiction have any open Brownfields Economic Development Initiative (BEDI) grants?**

No

## **CR-50 - HOME 91.520(d)**

### **Include the results of on-site inspections of affordable rental housing assisted under the program to determine compliance with housing codes and other applicable regulations**

Please list those projects that should have been inspected on-site this program year based upon the schedule in §92.504(d). Indicate which of these were inspected and a summary of issues that were detected during the inspection. For those that were not inspected, please indicate the reason and how you will remedy the situation.

Since its implementation of the 201e HOME funds in calendar year 2014, THDA has not funded rental housing activities under its HOME program. Beginning with Program Year 2013, THDA moved all rental production from HOME to the Competitive Grants of the THDA-funded Tennessee Housing Trust Fund Competitive Grants program.

For FY2013 and prior year HOME funding, THDA required that the units meet all applicable local codes, rehabilitation standards, ordinances, and zoning ordinances at the time of project completion and prior to making the final payment on rehabilitation or construction of rental units,. In the absence of a local code, HOME-assisted rental new construction of apartments of three or more units must have met the State-adopted International Building Code; HOME-assisted new construction or reconstruction of single-family rental units or duplexes must have met the State-adopted International Residential Code for One- and Two-Family Dwellings; and HOME-assisted rental rehabilitation must have met the State-adopted International Existing Building Code. Rental new construction must also have met the International Energy Conservation Code. In addition, all new construction must have met Energy Star standards as certified by an independent Home Energy Rating System (HERS) rater. All other HOME-assisted rental housing (e.g., acquisition) must met all applicable state and local housing quality standards and code requirements, and if there were no such standards or code requirements, the housing must have met the Uniform Physical Condition Standards (UPCS).

The 2013 HOME Rule made significant revisions to the Property Standards at §92.251 which were to be effective January 24, 2014. However, the effective date was delayed pending additional guidance from HUD. THDA moved forward with the requirements of the new regulations and adopted written design standards for all HOME-assisted rehabilitation activities. In addition, new construction of rental units must also have met accessibility requirements and mitigated disaster impact, as applicable per state and local codes, ordinances, etc. THDA reviewed and approved written cost estimates and determined cost reasonableness prior to the grantee putting the project out to bid. These changes were implemented with the 2012 HOME projects funded under Supported Housing Development and 2012 CHDO rental projects in advance of a new effective date.

THDA staff checks a sample of the units when conducting monitoring visits to insure that the work was completed as contracted. The 2012 CHDO contracts were effective February 1, 2014. One 2012 CHDO rental project was initially monitored during the reporting period from July 1, 2017 to June 30, 2018, and

any problems noted during the physical inspections of the units have been corrected.

After closeout, projects are scheduled for continued monitoring by Community Programs staff throughout the period of affordability. During the reporting period from July 1, 2017 to June 30, 2018, twenty-three (23) rental projects in long-term compliance were monitored, and any problems noted during the physical inspections of the units have been corrected.

**Provide an assessment of the jurisdiction's affirmative marketing actions for HOME units.**

**92.351(b)**

Prior to beginning a HOME project, grant recipients must adopt affirmative marketing procedures and requirements for all HOME funded home buyer projects with five or more units. Affirmative marketing steps consist of actions to provide information and otherwise attract eligible persons in the housing market area to the available housing without regard to race, color, national origin, sex, religion, familial status or disability. These must be approved by THDA prior to any HOME funds being committed to a project. Requirements and procedures must include:

- Methods for informing the public, owners and potential tenants about fair housing laws and the local program's policies;
- A description of what owners and/or the program administrator will do to affirmatively market housing assisted with HOME funds;
- A description of what owners and/or the program administrator will do to inform persons not likely to apply for housing without special outreach;
- Maintenance of records to document actions taken to affirmatively market HOME-assisted units and to assess marketing effectiveness; and
- Description of how efforts will be assessed and what corrective actions will be taken where requirements are not met.

THDA encourages its grantees to identify those populations who are least likely to apply for assistance and to make outreach to those populations. To accomplish, THDA recommends that the grantee advertise for assistance availability at churches, convenience stores, libraries, senior centers, and local offices of the TN Department of Human Services

Additionally, THDA requires that each grantee have policies and procedures to assist non-English speaking applicants. Each grantee must also have a process that notifies LEP persons of language assistance available (i.e. notices, signs) and that is accessible to individuals seeking assistance. Grantee staff should be knowledgeable of all procedures and processes.

THDA also requires all grantees to use the Fair Housing logo on all program materials.

**Refer to IDIS reports to describe the amount and use of program income for projects, including the number of projects and owner and tenant characteristics**

During this reporting period, THDA received \$40,156.20 in HOME program income. There were 186 HOME units completed during FY 2017-18. Out of the 186 households assisted during the reporting period, 57 were extremely low-income, 53 were considered very low-income, and 76 were considered low-income.

Owner-occupied units (186 units) comprised all of the HOME assisted units during the reporting period. In total, 155 were rehabilitation only projects and 14 were new construction only. There were seven acquisition only projects, nine were acquisition and rehabilitation, and one was an acquisition and new construction project.

In total, 130 of the HOME beneficiaries were White, 53 were Black/African American, none were Asian, and three were other or multi-racial. There were 3 beneficiaries of Hispanic origin who identified as "other". HOME assisted 47 single, non-elderly residents, 92 elderly residents, 26 single parent households, eight two parent households, and 13 other households. Fifty-one percent (94 households) of persons lived alone, while 85 households contained 2-4 people, six households contained 5-6 people, and one household contained 8 people.

**Describe other actions taken to foster and maintain affordable housing. 91.220(k) (STATES ONLY: Including the coordination of LIHTC with the development of affordable housing). 91.320(j)**

The State of Tennessee will continue to invest HOME and CDBG funds to promote the production, preservation, and rehabilitation of affordable housing for individuals and families of low- and very low-income. The state will also invest in community infrastructure to support communities that are home to low-income households. ESG and HOPWA also provide affordable housing both permanent and short term to special needs populations to support their affordable housing needs. The state also maintains relationships with local organizations, which provide alternative housing services to fill the gaps between government-funded programs. This has been an important part to both fostering and maintaining affordable housing throughout the state.

Additional efforts are being made, both through regulatory and development avenues, to find new ways of providing quality, affordable housing. Energy efficiency improvements to the existing housing stock, emergency repair programs, and low-income housing tax credits are just some of the housing considerations being made to foster more housing that is affordable and in close proximity to resources and services. Further, THDA launched the Tennessee Housing Trust Fund which targets assistance to persons of very low income, those earning 50 percent or less of the area median income. Within the Housing Trust Fund, competitive grants support the chronically homeless, persons with disabilities, single mothers recovering from substance addiction or physical abuse, veterans with multiple needs and ex-offenders, and youth transitioning out of foster care. In 2006, the Housing Trust Fund was established with \$12 million of THDA funds, over a two-year period. Currently, the Housing Trust Fund is \$7.5 million per year. This allows for complimentary housing activities in addition to those funding with CDBG and HOME funds, providing or maintaining critical affordable housing throughout Tennessee.

THDA's Qualified Allocation Plan (QAP) gives a preference to preserving affordable housing. The 2016 QAP allocates at 22.5% of our annual competitive housing credits to existing developments with rent and income restrictions. THDA's Qualified Contract Guide assists in the preservation of affordable housing. LIHTC properties eligible to exit from the program are marketed for sale on THDA's website. As potential purchasers contact THDA about these exiting properties, other THDA financing options can be discussed which can assist in the preservation of this housing. THDA is proud to be one of the very few states nationwide to allocate 30% of their competitive credits to public housing authorities participating in the RAD Program in order to serve the very lowest income residents in Tennessee.

## CR-55 - HOPWA 91.520(e)

### Identify the number of individuals assisted and the types of assistance provided

Table for report on the one-year goals for the number of households provided housing through the use of HOPWA activities for: short-term rent, mortgage, and utility assistance payments to prevent homelessness of the individual or family; tenant-based rental assistance; and units provided in housing facilities developed, leased, or operated with HOPWA funds.

Number of Households Served Through:	One-year Goal	Actual
Short-term rent, mortgage, and utility assistance to prevent homelessness of the individual or family	300	469
Tenant-based rental assistance	2	14
Units provided in permanent housing facilities developed, leased, or operated with HOPWA funds	17	0
Units provided in transitional short-term housing facilities developed, leased, or operated with HOPWA funds	20	12

Table 14 – HOPWA Number of Households Served

### Narrative

During the reporting period, the HOPWA program reported activity for 495 households in need of HOPWA services.



## CR-56 - HTF 91.520(h)

Describe the extent to which the grantee complied with its approved HTF allocation plan and the requirements of 24 CFR part 93.

No HTF funds were drawn down in the program year, but plans are being made to award grantees in 2018-19.

Tenure Type	0 – 30% AMI	0% of 30+ to poverty line (when poverty line is higher than 30% AMI)	% of the higher of 30+ AMI or poverty line to 50% AMI	Total Occupied Units	Units Completed, Not Occupied	Total Completed Units
Rental	0	0	0	0	0	0
Homebuyer	0	0	0	0	0	0

Table 15 - CR-56 HTF Units in HTF activities completed during the period

## CR-60 - ESG 91.520(g) (ESG Recipients only)

### 1. Recipient Information—All Recipients Complete

#### Basic Grant Information

Recipient Name	TENNESSEE
Organizational DUNS Number	878047489
EIN/TIN Number	626001445
Identify the Field Office	KNOXVILLE
Identify CoC(s) in which the recipient or subrecipient(s) will provide ESG assistance	

#### ESG Contact Name

Prefix	Mr
First Name	DONALD
Middle Name	J
Last Name	WATT
Suffix	0
Title	Director, Community Programs Division

**ESG Contact Address**

<b>Street Address 1</b>	Andrew Jackson Building, Third Floor
<b>Street Address 2</b>	502 Deaderick Street
<b>City</b>	Nashville
<b>State</b>	TN
<b>ZIP Code</b>	37243-0900
<b>Phone Number</b>	6158152032
<b>Extension</b>	0
<b>Fax Number</b>	0
<b>Email Address</b>	dwatt@thda.org

**ESG Secondary Contact**

<b>Prefix</b>	Ms
<b>First Name</b>	Shanaya
<b>Last Name</b>	Grier
<b>Suffix</b>	0
<b>Title</b>	Lead Coordinator for Homelessness Programs
<b>Phone Number</b>	6158152114
<b>Extension</b>	0
<b>Email Address</b>	sgrier@thda.org

**2. Reporting Period—All Recipients Complete**

<b>Program Year Start Date</b>	07/01/2017
<b>Program Year End Date</b>	06/30/2018

**3a. Subrecipient Form – Complete one form for each subrecipient**

**Subrecipient or Contractor Name:** TENNESSEE  
**City:** Nashville  
**State:** TN  
**Zip Code:** 37243, 1204  
**DUNS Number:** 878047489  
**Is subrecipient a victim services provider:** N  
**Subrecipient Organization Type:** Unit of Government  
**ESG Subgrant or Contract Award Amount:** 0

**Subrecipient or Contractor Name:** BUFFALO VALLEY, INC  
**City:** Hohenwald  
**State:** TN  
**Zip Code:** 38462, 1951  
**DUNS Number:**  
**Is subrecipient a victim services provider:** Y  
**Subrecipient Organization Type:** Other Non-Profit Organization  
**ESG Subgrant or Contract Award Amount:** 150000

**Subrecipient or Contractor Name:** CAREY COUNSELING CENTER  
**City:** Paris  
**State:** TN  
**Zip Code:** 38242, 0030  
**DUNS Number:**  
**Is subrecipient a victim services provider:** N  
**Subrecipient Organization Type:** Other Non-Profit Organization  
**ESG Subgrant or Contract Award Amount:** 83000

**Subrecipient or Contractor Name:** THE JOURNEY HOME, INC  
**City:** Murfreesboro  
**State:** TN  
**Zip Code:** 37129, 3560  
**DUNS Number:** 797066904  
**Is subrecipient a victim services provider:** N  
**Subrecipient Organization Type:** Faith-Based Organization  
**ESG Subgrant or Contract Award Amount:** 50000

**Subrecipient or Contractor Name:** AREA RELIEF MINISTRIES, INC.  
**City:** Jackson  
**State:** TN  
**Zip Code:** 38302, 0007  
**DUNS Number:** 833031511  
**Is subrecipient a victim services provider:** N  
**Subrecipient Organization Type:** Faith-Based Organization  
**ESG Subgrant or Contract Award Amount:** 135000

**Subrecipient or Contractor Name:** FAMILIES IN CRISIS, INC.

**City:** McMinnville

**State:** TN

**Zip Code:** 37111, 0621

**DUNS Number:** 960376291

**Is subrecipient a victim services provider:** Y

**Subrecipient Organization Type:** Other Non-Profit Organization

**ESG Subgrant or Contract Award Amount:** 125000

**Subrecipient or Contractor Name:** GOOD NEIGHBOR MISSION

**City:** Gallatin

**State:** TN

**Zip Code:** 37066, 8518

**DUNS Number:** 830728416

**Is subrecipient a victim services provider:** N

**Subrecipient Organization Type:** Faith-Based Organization

**ESG Subgrant or Contract Award Amount:** 40000

**Subrecipient or Contractor Name:** JOHNSON COUNTY SAFE HAVEN

**City:** Mountain City

**State:** TN

**Zip Code:** 37683, 0167

**DUNS Number:** 049397289

**Is subrecipient a victim services provider:** Y

**Subrecipient Organization Type:** Other Non-Profit Organization

**ESG Subgrant or Contract Award Amount:** 100000

**Subrecipient or Contractor Name:** SCOTT COUNTY HOMELESS SHELTER

**City:** Huntsville

**State:** TN

**Zip Code:** 37756, 0164

**DUNS Number:** 961661282

**Is subrecipient a victim services provider:** N

**Subrecipient Organization Type:** Other Non-Profit Organization

**ESG Subgrant or Contract Award Amount:** 85000

**Subrecipient or Contractor Name:** WO/MEN'S RESOURCE AND RAPE ASSISTANCE PROGRAM

**City:** Jackson

**State:** TN

**Zip Code:** 38305, 2345

**DUNS Number:** 116516167

**Is subrecipient a victim services provider:** Y

**Subrecipient Organization Type:** Other Non-Profit Organization

**ESG Subgrant or Contract Award Amount:** 130000

**Subrecipient or Contractor Name:** MURFREESBORO

**City:** Murfreesboro

**State:** TN

**Zip Code:** ,

**DUNS Number:** 089553861

**Is subrecipient a victim services provider:** N

**Subrecipient Organization Type:** Unit of Government

**ESG Subgrant or Contract Award Amount:** 150000

**Subrecipient or Contractor Name:** TENNESSEE HOMELESS SOLUTIONS

**City:** Lexington

**State:** TN

**Zip Code:** ,

**DUNS Number:** 825408771

**Is subrecipient a victim services provider:** N

**Subrecipient Organization Type:** Other Non-Profit Organization

**ESG Subgrant or Contract Award Amount:** 150000

**Subrecipient or Contractor Name:** CITY OF CLEVELAND

**City:** Cleveland

**State:** TN

**Zip Code:** ,

**DUNS Number:** 071522528

**Is subrecipient a victim services provider:** N

**Subrecipient Organization Type:** Unit of Government

**ESG Subgrant or Contract Award Amount:** 52000

**Subrecipient or Contractor Name:** Fayette Cares  
**City:** Somerville  
**State:** TN  
**Zip Code:** 38068, 0326  
**DUNS Number:** 621249662  
**Is subrecipient a victim services provider:** Y  
**Subrecipient Organization Type:** Other Non-Profit Organization  
**ESG Subgrant or Contract Award Amount:** 85000

**Subrecipient or Contractor Name:** City of Clarksville  
**City:** Clarksville  
**State:** TN  
**Zip Code:** 37040, 3474  
**DUNS Number:** 626000261  
**Is subrecipient a victim services provider:** N  
**Subrecipient Organization Type:** Unit of Government  
**ESG Subgrant or Contract Award Amount:** 150000

**Subrecipient or Contractor Name:** Appalachian Regional Coalition on Homelessness  
**City:** Johnson City  
**State:** TN  
**Zip Code:** 37604, 6774  
**DUNS Number:** 300224760  
**Is subrecipient a victim services provider:** Y  
**Subrecipient Organization Type:** Other Non-Profit Organization  
**ESG Subgrant or Contract Award Amount:** 68931

**Subrecipient or Contractor Name:** Johnson City  
**City:** Johnson City  
**State:** TN  
**Zip Code:** 37601, 4879  
**DUNS Number:** 626000320  
**Is subrecipient a victim services provider:** N  
**Subrecipient Organization Type:** Unit of Government  
**ESG Subgrant or Contract Award Amount:** 150000

**Subrecipient or Contractor Name:** Family Promise of Greater Johnson City

**City:** Johnson City

**State:** TN

**Zip Code:** 37605, 0205

**DUNS Number:** 063846617

**Is subrecipient a victim services provider:** N

**Subrecipient Organization Type:** Other Non-Profit Organization

**ESG Subgrant or Contract Award Amount:** 76700

**Subrecipient or Contractor Name:** Family Promise of Blount County

**City:** Alcoa

**State:** TN

**Zip Code:** 37701, 1660

**DUNS Number:** 018869264

**Is subrecipient a victim services provider:** N

**Subrecipient Organization Type:** Other Non-Profit Organization

**ESG Subgrant or Contract Award Amount:** 135000

**Subrecipient or Contractor Name:** Change is Possible

**City:** Erwin

**State:** TN

**Zip Code:** 37650, 0078

**DUNS Number:** 969658152

**Is subrecipient a victim services provider:** Y

**Subrecipient Organization Type:** Other Non-Profit Organization

**ESG Subgrant or Contract Award Amount:** 100000

**Subrecipient or Contractor Name:** Helen Ross McNabb Center

**City:** Knoxville

**State:** TN

**Zip Code:** 37917, 5158

**DUNS Number:** 071535470

**Is subrecipient a victim services provider:** N

**Subrecipient Organization Type:** Other Non-Profit Organization

**ESG Subgrant or Contract Award Amount:** 100000

**Subrecipient or Contractor Name:** CROSSVILLE HOUSING DEVELOPMENT CORPORATION

**City:** Crossville

**State:** TN

**Zip Code:** 38555, 4746

**DUNS Number:** 079299334

**Is subrecipient a victim services provider:** N

**Subrecipient Organization Type:** Other Non-Profit Organization

**ESG Subgrant or Contract Award Amount:** 100000

**Subrecipient or Contractor Name:** Greater Kingsport Alliance for Development

**City:** Kingsport

**State:** TN

**Zip Code:** 37662, 0044

**DUNS Number:** 831732362

**Is subrecipient a victim services provider:** N

**Subrecipient Organization Type:** Other Non-Profit Organization

**ESG Subgrant or Contract Award Amount:** 65000

**Subrecipient or Contractor Name:** City of Knoxville

**City:** Knoxville

**State:** TN

**Zip Code:** 37901, 1631

**DUNS Number:** 042453530

**Is subrecipient a victim services provider:** N

**Subrecipient Organization Type:** Unit of Government

**ESG Subgrant or Contract Award Amount:** 150000

**Subrecipient or Contractor Name:** Bridges Domestic Violence

**City:** Franklin

**State:** TN

**Zip Code:** 37065, 1592

**DUNS Number:** 055880228

**Is subrecipient a victim services provider:** Y

**Subrecipient Organization Type:** Other Non-Profit Organization

**ESG Subgrant or Contract Award Amount:** 60000



**Subrecipient or Contractor Name:** Family Promise of Greater Kingsport

**City:** Kingsport

**State:** TN

**Zip Code:** 37660, 3767

**DUNS Number:** 065972619

**Is subrecipient a victim services provider:** N

**Subrecipient Organization Type:** Other Non-Profit Organization

**ESG Subgrant or Contract Award Amount:** 50000

**Subrecipient or Contractor Name:** Trinity Outreach Center of Hope

**City:** Oak Ridge

**State:** TN

**Zip Code:** 37830, 4826

**DUNS Number:** 078698561

**Is subrecipient a victim services provider:** N

**Subrecipient Organization Type:** Faith-Based Organization

**ESG Subgrant or Contract Award Amount:** 55590

**Subrecipient or Contractor Name:** Ministerial Association Temporary Shelter, Inc.

**City:** Morristown

**State:** TN

**Zip Code:** 37816, 1618

**DUNS Number:** 614917532

**Is subrecipient a victim services provider:** N

**Subrecipient Organization Type:** Faith-Based Organization

**ESG Subgrant or Contract Award Amount:** 60000

**Subrecipient or Contractor Name:** Fairview Housing Management Corporation

**City:** Johnson City

**State:** TN

**Zip Code:** 37602, 5746

**DUNS Number:** 847834561

**Is subrecipient a victim services provider:** N

**Subrecipient Organization Type:** Other Non-Profit Organization

**ESG Subgrant or Contract Award Amount:** 35000

**Subrecipient or Contractor Name:** Jesus Cares/McNairy County

**City:** Selmer

**State:** TN

**Zip Code:** 38375, 2102

**DUNS Number:** 833093896

**Is subrecipient a victim services provider:** N

**Subrecipient Organization Type:** Faith-Based Organization

**ESG Subgrant or Contract Award Amount:** 35000

**Subrecipient or Contractor Name:** First Tennessee Human Resource Agency Safe Passage

**City:** Johnson City

**State:** TN

**Zip Code:** 37604, 7264

**DUNS Number:** 360949085

**Is subrecipient a victim services provider:** N

**Subrecipient Organization Type:** Other Non-Profit Organization

**ESG Subgrant or Contract Award Amount:** 48944

## CR-70 – ESG 91.520(g) - Assistance Provided and Outcomes

### 10. Shelter Utilization

Number of New Units - Rehabbed	0
Number of New Units - Conversion	0
Total Number of bed-nights available	7,543
Total Number of bed-nights provided	7,543
Capacity Utilization	100.00%

**Table 24 – Shelter Capacity**

### 11. Project Outcomes Data measured under the performance standards developed in consultation with the CoC(s)

The Tennessee ESG Policies and Procedures Manual instructs grantees to adopt performance standards consistent with HUD and THDA program requirements.

Performance Standards/Measures: THDA must ensure that programs and activities funded through the ESG program meet certain Performance Standards as set by the local Continuum of Care, THDA, and HUD. The following is an example of the types of Standards that THDA and its sub-recipients will be required to meet in order to demonstrate success of the ESG program:

- Reducing the average length of time a person is homeless
- Reducing returns to homelessness
- Improving program coverage
- Reducing the number of homeless individuals and families
- Reducing the number of chronically homeless individuals and families
- Improving employment rate and income amounts of program participants
- Reducing first time homelessness
- Preventing homelessness and achieving independent living in permanent housing for families and youth defined as homeless under other Federal programs

Although THDA understands many sub-recipients have chosen to provide one-time emergency rent or utility assistance to prevent homelessness, sub-recipients receiving ESG funds should use all available resources that will ensure the ongoing housing stability of program participants.

## CR-75 – Expenditures

### 11. Expenditures

#### 11a. ESG Expenditures for Homelessness Prevention

	Dollar Amount of Expenditures in Program Year		
	2015	2016	2017
Expenditures for Rental Assistance	\$0	\$0	\$0
Expenditures for Housing Relocation and Stabilization Services - Financial Assistance	\$173,547	\$158,844	\$9,355
Expenditures for Housing Relocation & Stabilization Services - Services	\$75,049	\$68,076	\$8,435
Expenditures for Homeless Prevention under Emergency Shelter Grants Program	\$0	\$0	\$0
<b>Subtotal Homelessness Prevention</b>	<b>\$248,596</b>	<b>\$226,920</b>	<b>\$17,790</b>

**Table 25 – ESG Expenditures for Homelessness Prevention**

#### 11b. ESG Expenditures for Rapid Re-Housing

	Dollar Amount of Expenditures in Program Year		
	2015	2016	2017
Expenditures for Rental Assistance	\$0	\$0	\$0
Expenditures for Housing Relocation and Stabilization Services - Financial Assistance	\$765,410	\$921,324	\$791,916
Expenditures for Housing Relocation & Stabilization Services - Services	\$415,236	\$496,098	\$533,889
Expenditures for Homeless Assistance under Emergency Shelter Grants Program	\$0	\$0	\$0
<b>Subtotal Rapid Re-Housing</b>	<b>\$1,180,646</b>	<b>\$1,417,422</b>	<b>\$1,325,805</b>

**Table 26 – ESG Expenditures for Rapid Re-Housing**

#### 11c. ESG Expenditures for Emergency Shelter

	Dollar Amount of Expenditures in Program Year		
	2015	2016	2017
Essential Services	\$0	\$0	\$0
Operations	\$815,880	\$1,344,518	\$1,300,434
Renovation	\$0	\$0	\$0
Major Rehab	\$0	\$0	\$0
Conversion	\$0	\$0	\$0
<b>Subtotal</b>	<b>\$815,880</b>	<b>\$1,344,518</b>	<b>\$1,300,434</b>

**Table 27 – ESG Expenditures for Emergency Shelter**

**11d. Other Grant Expenditures**

	Dollar Amount of Expenditures in Program Year		
	2015	2016	2017
Street Outreach	\$8,764	\$193,153	\$58,641
HMIS	\$74,181	\$294,389	\$218,473
Administration	\$53,888	\$33,434	\$25,427

**Table 28 - Other Grant Expenditures****11e. Total ESG Grant Funds**

Total ESG Funds Expended	2015	2016	2017
	\$2,381,955	\$3,509,836	\$2,946,570

**Table 29 - Total ESG Funds Expended****11f. Match Source**

	2015	2016	2017
Other Non-ESG HUD Funds	\$0	\$226,884	\$168,691
Other Federal Funds	\$340,726	\$230,677	\$174,362
State Government	\$446,841	\$107,746	\$23,769
Local Government	\$0	\$41,330	\$40,715
Private Funds	\$0	\$574,468	\$166,625
Other	\$2,216,147	\$596,268	\$657,384
Fees	\$0	\$11,000	\$0
Program Income	\$0	\$0	\$0
<b>Total Match Amount</b>	<b>\$3,003,714</b>	<b>\$1,788,373</b>	<b>\$1,231,546</b>

**Table 30 - Other Funds Expended on Eligible ESG Activities****11g. Total**

Total Amount of Funds Expended on ESG Activities	2015	2016	2017
	\$5,385,669	\$5,298,209	\$4,178,116

**Table 31 - Total Amount of Funds Expended on ESG Activities**

# List of Appendices

---

Appendix A: Fair Housing Discussion and Fair Housing Plan Review

Appendix B: HOPWA CAPER Report

Appendix C: CDBG PER

Appendix D: Public Outreach and Comments

Appendix A:

Fair Housing Discussion

Fair Housing Plan Review

---

## Private Sector Impediments

Impediments, Suggested Actions and Objectives	Action(s)	Measurement(s)	Responsible Agencies	Timeline	Cost
<p><b>1. Discriminatory terms, conditions, privileges or services and facilities in the rental market</b></p> <p><i>Action 1.1</i> – Continue to educate landlords and property management companies about fair housing law.  <i>Objective 1.1</i> – Increase number of outreach and education activities conducted.</p> <p><i>Action 1.2</i> – Continue to educate housing consumers in fair housing rights.  <i>Objective 1.2</i> – Increase number of outreach and education activities conducted.</p> <p><i>Action 1.3</i> – Enhance audit and testing activities and document the outcomes of tests  <i>Objective 1.3</i> – Increase number of testing activities conducted</p> <p>Priority: High</p>	<p>1.1a – Provide information &amp; training or support the Fair Housing Council to bring information and training on fair housing to developers, property managers and the apartment association.</p> <p>Online training for sub-recipients/grantees of THDA funding &amp; other THDA business associates (HCV landlords, LIHTC developers &amp; property managers, etc.) is under development and will be available by the end of FY 2017-2018.</p> <p>THDA’s Civil Rights Advisor and legal staff are available for agency trainings with sub-recipients/grantees &amp; external partners agencies, such as LIHTC developer workshops.</p> <p>Fair Housing reminders, updates, information is placed on TNHousingSearch website and/or THDA’s social media sites.</p>	<p>1.1a – Fair housing training for non-profit and for profit developers and apartment managers completed.</p> <p>Online training module made available.</p> <p>THDA Division Directors invite THDA Civil Rights Advisor and/or legal staff to participate in routine training or outreach activities.</p> <p>Fair Housing reminders, updates, information are placed on TNHousingSearch website and/or THDA’s social media sites.</p>	THDA	FY 2017-2018 & On going	THDA: \$3,500 (cost could be higher if Development Districts use TA grant funds for language assistance)
	<p>1.1b – Continue to educate THDA staff who work with rental programs and landlords (Section 8 HCV staff) on an annual basis.</p> <p>Online training for all THDA staff, including those who work with rental programs, is under development for Title VI and Fair Housing and will be made available by July 1, 2017. Existing employees will complete the training by September 1, 2017, and new employees will complete the training as part of on-boarding activities.</p>	<p>1.1b – THDA staff continues training in fair housing issues in the rental market.</p> <p>All THDA employees complete online training and quiz by September 1, 2017. All new employees complete training and quiz within first 90 days of employment.</p>	THDA	FY 2017-2018 & On-going	\$2,500
	<p>1.1c – Continue to educate staff on Fair Housing through attendance at the Tennessee Fair Housing Council annual</p>	<p>1.1c – Attendance at fair housing events continues, number of staff trained increases.</p>	THDA, ECD	Annually in April	THDA: \$4,500 ECD: \$1,700



	Middle Tennessee conference, West Tennessee Fair Housing Celebration and the ECHO Spring Fair Housing Workshop. Provide support and sponsorship to events and encourage attendance among sub-recipients and partners.	Sponsorship of fair housing meetings continues. Marketing fair housing conferences on Facebook, Twitter and via bulk email mailing lists to enhance attendance among sub-recipients and partners. Increasing attendance at regional (West Tennessee Fair Housing Celebration and ECHO Spring Fair Housing Workshop) meetings with increased THDA staff attendances.			
	1.2a – Continue to give written HUD Fair Housing information to program beneficiaries and monitor sub-recipients to ensure compliance.	1.2a – Fair Housing brochure or written information is given to program beneficiaries; ensured through monitoring.	THDA, DOH, ECD	On-going	THDA: \$500 ECD: \$250 DOH: \$125
	1.2b – Consistently review THDA website fair housing page & make updates as needed; make AI available for review.	1.2b – Fair housing page of website is accessible and updated regularly. AI is available to review through site.	THDA	On-going	\$500
	1.3a – Continue to monitor sub-recipients for compliance with Fair Housing and Equal Opportunity, utilizing Fair Housing and Equal Opportunity checklists.	1.3a – Sub-recipients are monitored for Fair Housing and Equal Opportunity, using checklists.	THDA, ECD, DOH	On-going	THDA: \$1,500 ECD:\$250 DOH: \$125

<p><b>2. Discriminatory acts under Section 818 (coercion, etc.)</b></p> <p><i>Action 2.1 – Continue to educate landlords and property management companies about fair housing law</i>  <i>Objective 2.1 – Increase number of outreach and education activities</i></p> <p><i>Action 2.2 – Continue to educate housing consumers in fair housing rights</i>  <i>Objective 2.2 – Increase the number of outreach and education activities conducted</i></p> <p><i>Action 2.3 – Enhance audit and testing activities and document the outcomes of tests</i>  <i>Objective 2.3 – Increase number of testing activities conducted</i></p> <p><i>Priority: Low</i></p>	<p>2.1a – Provide information &amp; training (online or in person) &amp;/or support the Fair Housing Council to bring information and training on fair housing to developers, property managers and the apartment association.</p> <p>Online training for sub-recipients/grantees of THDA funding &amp; other THDA business associates (HCV landlords, LIHTC developers &amp; property managers, etc.) is under development and will be available by the end of FY 2017-2018.</p> <p>THDA's Civil Rights Advisor and legal staff are available for agency trainings with sub-recipients/grantees &amp; external partners agencies, such as LIHTC developer workshops.</p> <p>Fair Housing reminders, updates, information is placed on TNHousingSearch website and/or THDA's social media sites.</p>	<p>2.1a – Fair housing training for non-profit and for profit developers and apartment managers completed.</p> <p>Online training module made available.</p> <p>THDA Division Directors invite THDA Civil Rights Advisor and/or legal staff to participate in routine training or outreach activities.</p> <p>Fair Housing reminders, updates, information is placed on TNHousingSearch website and/or THDA's social media sites.</p>	FY 2017-2018 & On going	On-going	\$2,000
	<p>2.1b – Continue to educate THDA staff who work with rental programs and landlords (Section 8 HCV staff) on an annual basis.</p> <p>Online training for all THDA staff, including those who work with rental programs, is under development for Title VI and Fair Housing and will be made available by July 1, 2017. Existing employees will complete the training by September 1, 2017, and new employees will complete the training as part of on-boarding activities.</p>	<p>2.1b – THDA staff continues training in fair housing issues in the rental market.</p> <p>All THDA employees complete online training and quiz by September 1, 2017. All new employees complete training and quiz within first 90 days of employment.</p>	FY 2017-2018 & On-going	On-going	\$2,500
	<p>2.1c – Continue to educate staff on Fair Housing through attendance at Fair Housing Matters Conference and West Tennessee Fair Housing Celebration. Provide support and sponsorship to both events and encourage attendance among sub-recipients and partners.</p>	<p>2.1c – Attendance at fair housing events by THDA staff continues.</p> <p>Sponsorship of fair housing meetings continues. Marketing fair housing conferences on Facebook, Twitter and via bulk email mailing lists to enhance</p>	THDA, ECD	Annually in April	THDA: \$4,500 ECD: \$1,700

		attendance among sub-recipients and partners.			
	2.2a – Consistently review THDA website fair housing page & make updates as needed; make AI available for review.	2.2a – Fair housing page of website is accessible and updated regularly. AI is available to review through site.	THDA, ECD, DOH	On-going	THDA: \$500 ECD: \$200
	2.2b – Continue to give written HUD Fair Housing information to program beneficiaries and monitor sub-recipients to ensure compliance.	2.2a – Fair Housing brochure or written information is given to program beneficiaries, ensured through monitoring.	THDA, ECD, DOH	On-going	THDA: \$500 ECD: \$250 DOH: \$125
	2.3a – The State will communicate reasonable accommodation testing as a priority to partners engaged in testing which include: the Fair Housing Council, West Tennessee Legal Services, and the Tennessee Human Rights Commission.	2.3a – Priority is communicated to testing organizations.	THDA, ECD, DOH	On-going	THDA: \$25
	2.3b – Continue to monitor sub-recipients for compliance with Fair Housing and Equal Opportunity, utilizing Fair Housing and Equal Opportunity checklists.	2.3b – Sub-recipients are monitored for Fair Housing and Equal Opportunity, using checklists.	THDA, ECD, DOH	On-going	THDA: \$1,500 ECD: \$250 DOH: \$125

<b>3. Failure to make reasonable accommodation and modification</b>  <i>Action 3.1 – Enhance audit and testing activities and document the outcomes of tests</i> <i>Objective 3.1 – Increase number of testing activities conducted</i>  <i>Action 3.2 – Educate housing providers about requirements for reasonable accommodation or modification</i> <i>Objective 3.2 – Increase number of training sessions conducted</i>	3.1a – The State will communicate reasonable accommodation testing as a priority to partners engaged in testing which include: the Fair Housing Council, West Tennessee Legal Services, and the Tennessee Human Rights Commission.	3.1a – Priority is communicated to testing organizations, testing increases.	THDA, ECD, DOH	On-going	THDA: \$25
	3.1b – Continue to monitor sub-recipients for compliance with Fair Housing and Equal Opportunity, including reasonable accommodation & modification, utilizing Fair Housing and Equal Opportunity checklists.	3.1a – Sub-recipients are monitored for Fair Housing and Equal Opportunity, using checklists.	THDA, ECD, DOH	On-going	THDA: \$1,500 ECD: \$250 DOH: \$125
	3.2a – Continue to educate staff on Fair Housing, including reasonable accommodation & modification through attendance at Fair Housing Matters Conference, West Tennessee Fair Housing Celebration and the ECHO Spring Fair Housing Workshop. Provide support and	3.2a – Attendance at fair housing events continues.  Sponsorship of fair housing meetings continues. Marketing fair housing conferences on Facebook, Twitter and via bulk email mailing lists to enhance	THDA, ECD	Annually in April	THDA: \$4,500 ECD: \$1,700

Priority: Medium	<p>sponsorship to both events and encourage attendance among sub-recipients and partners.</p>	<p>attendance among sub-recipients and partners. Increasing attendance at regional (West Tennessee Fair Housing Celebration and ECHO Spring Fair Housing Workshop) meetings with increased THDA staff attendances.</p>			
	<p>3.2b – Support the Fair Housing Council in providing fair housing training for developers, property managers and the apartment association.</p> <p>Online training for sub-recipients/grantees of THDA funding &amp; other THDA business associates (HCV landlords, LIHTC developers &amp; property managers, etc.) is under development and will be available by the end of FY 2017-2018.</p>	<p>3.2b –Fair housing training for non-profit and for profit developers and apartment managers offered.</p>	THDA	Ongoing	\$1,500
	<p>3.2dc– Continue to educate THDA program staff that work with housing providers and landlords on an annual basis.</p> <p>Online training for all THDA staff, including those who work with rental programs, is under development for Title VI and Fair Housing, including information on reasonable accommodation &amp; modification, and will be made available by July 1, 2017. Existing employees will complete the training by September 1, 2017, and new employees will complete the training as part of on-boarding activities.</p>	<p>3.2c – Number of THDA staff trained on reasonable accommodation increases.</p> <p>All THDA employees complete online training and quiz by September 1, 2017. All new employees complete training and quiz within first 90 days of employment.</p>	THDA	On-going	\$3,500
	<p>3.2d – Increase training of elected officials and landlords in CDBG grantee communities of fair housing responsibilities.</p> <p>Online training for sub-recipients/grantees of THDA funding &amp; other THDA business associates (HCV landlords, LIHTC developers &amp; property managers, etc.) is</p>	<p>3.2d – THDA online training is made available.</p> <p>THDA Civil Rights or legal staff attend local community training to discuss fair housing as requested.</p>	THDA, ECD	FY 2017-18	\$1,500

	<p>under development and will be available by the end of FY 2017-2018.</p> <p>THDA's Civil Rights Advisor and legal staff are available for agency trainings with sub-recipients/grantees &amp; external partners agencies, such as LIHTC developer workshops.</p>				
--	--	--	--	--	--

<p><b>4. Discriminatory patterns in home purchase loan denials</b></p> <p><i>Action 4.1 – Educate buyers through credit counseling and home purchase training</i>  <i>Objective 4.1 – Increase number of outreach and education activities conducted</i></p> <p><i>Action 4.2 – Educate lenders and make developers aware of the counseling and training</i>  <i>Objective 4.2 – Increase number of outreach and education activities conducted</i></p> <p><i>Priority: Low</i></p>	<p>4.1a – Continue homebuyer education courses (with fair housing components in the curriculum) for THDA loan programs (required for Great Choice Plus; Homeownership for the Brave and HOME). Continue to support the Homebuyer Education Initiative (HBEI) across the state for homebuyers not utilizing a THDA loan product.</p> <p>Expand HBEI to include 3 HUD certified counselors within THDA focused on foreclosure prevention &amp; delinquency.</p>	<p>4.1a – Homebuyer education classes are conducted, program continued and marketed serving THDA borrowers and non-THDA borrowers (depending on demand).</p> <p>HUD certified counselors are hired to assist THDA low/moderate income buyers with foreclosure and delinquency prevention.</p>	THDA	FY2017-2018 & Ongoing	\$350,000
	<p>4.1b – Continue to support and train HBEI agencies through provision of NeighborWorks America course curriculum materials and training.</p>	<p>4.1b – Deliver NeighborWorks American materials to HBEI agencies annually in March.</p>	THDA	On-going	\$5,000
	<p>4.1c – Continue “Training the Trainer” to certify new Homebuyer Education Trainers throughout the state and continuing education sessions (Peer Sessions) for certified Homebuyer Education Trainers.</p>	<p>4.1c – “Training the Trainer” and Peer Sessions conducted annually in July.</p>	THDA	On-going	\$3,500
	<p>4.1d – Continue marketing and outreach on Homebuyer Education Initiative on THDA website.</p> <p>Create a program to encourage state employees to receive HBEI &amp; pursue homeownership.</p>	<p>4.1d – Website updated, new outreach activities identified.</p> <p>Step-In Program Launched; increase number of state employees securing THDA mortgage.</p>	THDA	FY 2016-2017 & ongoing	\$50,000
	<p>4.1e – Explore analyzing counseling agency data that is collected to provide agencies</p>	<p>4.1e – Decision to analyze data is made, analysis completed annually and</p>	THDA	FY 2016-17 & ongoing	\$500

	feedback to improve program performance.	reported to agencies at HBEI Peer Sessions.			
	4.1f – Continue to find new and improved ways to educate buyers and improve financial literacy through the operation of the Housing Education Advisory Board.	4.1f – Quarterly meetings of the advisory boards continue.	THDA	On-going	\$500
	4.2 – Invite lenders and developers to the Governor’s Housing Conference, which includes fair housing training and education.	4.2 – Include annual fair housing training and invite lenders and developers to the Governor’s Housing Conference.	THDA	On-going	\$1,000

<b>5. Discriminatory patterns in predatory lending</b>  <i>Action 5.1 – Educate buyers through credit counseling and home purchase training</i> <i>Objective 5.1 – Increase number of outreach and education activities conducted</i>  <i>Action 5.2 – Educate lenders and developers’ counseling and training</i> <i>Objective 5.2 – Increase number of outreach and education activities conducted</i>  <i>Priority: Low</i>	5.1a – Continue homebuyer education courses (with fair housing components in the curriculum) for THDA loan programs (required for Great Choice Plus; Homeownership for the Brave and HOME). Continue to support the Homebuyer Education Initiative (HBEI) across the state for homebuyers not utilizing a THDA loan product.	5.1a – Homebuyer education classes are conducted, program continued and marketed serving THDA borrowers and non-THDA borrowers (depending on demand).	THDA	FY2018-2018 &	\$350,000
	Expand HBEI to include 3 HUD certified counselors within THDA focused on foreclosure prevention & delinquency.	HUD certified counselors are hired to assist THDA low/moderate income buyers with foreclosure and delinquency prevention.			
	5.1b – Continue to support and train HBEI agencies through provision of NeighborWorks America course curriculum materials and training.	5.1b – Deliver NeighborWorks American materials to HBEI agencies, annually in March.	THDA	On-going	\$5,000
	5.1c – Continue “Training the Trainer” to certify new Homebuyer Education Trainers throughout the state and continuing education sessions (Peer Sessions) for certified Homebuyer Education Trainers	5.1c – “Training the Trainer” and Peer Sessions conducted annually in July.	THDA	On-going	\$3,500
	5.1d – Continue marketing and outreach on Homebuyer Education Initiative on THDA website. Explore new ways to market homebuyer education and credit counseling.	5.1d – Website updated, new outreach activities identified including development of a new on-line Homebuyer Education portal.	THDA	On-going	\$50,000
	5.1e – Explore analyzing counseling agency data that is collected to provide agencies feedback to improve program performance.	5.1e– Decision to analyze data is made, analysis completed and reported annually to agencies at HBEI Peer Sessions.	THDA	Ongoing	\$500

	5.2 – Invite lenders and developers to the Governor’s Housing Conference, which includes fair housing training and education.	5.2 – Include annual fair housing training and invite lenders and developers to the Governor’s Housing Conference.	THDA	On-going	\$1,000
<b>6. Lack of sufficient education about fair housing law</b>  <i>Action 6.1</i> – Have the THRC develop a core outreach and education curriculum, with the assistance of other organizations that provide fair housing services, in Tennessee <i>Objective 6.1</i> – Track the consistency in fair housing messaging throughout the State of Tennessee.  <i>Action 6.2</i> – Educate the public and housing stakeholders about fair housing law and rights of housing consumers <i>Objective 6.2</i> – Increase number of outreach and education activities conducted  <i>Action 6.3</i> – Enhance documentation of fair housing activities conducted throughout the State <i>Objective 6.3</i> – Request that the THRC provide such documentation for all activities conducted under the auspices of the core curriculum  <i>Priority: High</i>	6.1 – Discuss with the Tennessee Human Rights Commission opportunities to develop an outreach and education curriculum on fair housing with other organizations in the state that provide fair housing services.	6.1 – Discuss this opportunity with Tennessee Human Rights Commission.	THDA	Ongoing	No cost
	6.2a – Provide information & training (online or in person) &/or support the Fair Housing Council to bring information and training on fair housing to sub-recipients/grantees with an emphasis on duty to affirmatively further fair housing, raising citizen awareness of fair housing law, discrimination in rental, ramifications of failure to make reasonable accommodation, codes, zoning and other priority areas.  Online training for THDA employees, sub-recipients/grantees of THDA funding & other THDA business associates (HCV landlords, LIHTC developers & property managers, etc.) is under development and will be available by the end of FY 2017-2018.  Fair Housing reminders, updates, information is placed on TNHousingSearch website and/or THDA’s social media sites.	6.2a – THDA online training module made available and sub-recipients and other business associates notified.  Training provided at Grantee & LIHTC workshops as requested.  THDA added Language Translation and Interpretation Access Services to the projects allowed under THDA technical assistance grants for the Development Districts in the 2017-2018 grant year.	THDA, ECD	On-going	THDA: \$3,500 (cost may be higher if Development Districts use technical assistance grants for language assistance) ECD: \$1,000
	6.2b – Implement training for elected officials as part of grant requirements for CDBG grantees.  Online training for sub-recipients/grantees of THDA funding & other THDA business associates (HCV landlords, LIHTC developers & property managers, etc.) is under development and will be available by the end of FY 2017-2018.	6.2b – THDA sub-recipient online training is made available. CDBG grantees notified of training.	THDA, ECD	FY 2017-18	THDA: \$1,500 ECD: \$500

	6.2d – Consistently review THDA website fair housing page & make updates as needed; make AI available for review.	6.2d – Fair housing page of website is accessible and updated regularly. AI is available to review through site.	THDA, ECD, DOH	On-going	THDA: \$500 ECD: \$200
	6.2e – Explore working with THDA Advisory Boards (Housing Industry, Housing Education, and Energy Efficiency and Weatherization) to seek input and identify ways to increase educational opportunities for housing stakeholders and the public on fair housing issues in the private sector.	6.2e – THDA Civil Rights Advisor attends Advisory Board meetings, describes need for educational opportunities or conducts Fair Housing presentations and seeks input.	THDA	On-going	\$250
	6.2f – Explore opportunities for THDA's Connect Team to educate housing stakeholders of their duty to AFFH, fair housing law and rights of housing consumers.	6.2f – Discuss opportunities and ideas with Outreach Team and conduct annual meeting to revisit efforts.	THDA	On-going	\$500
	6.2g – Continue training for HOPWA Program Sponsors at annual network meeting and monitor for compliance during monitoring interviews.	6.2g – Training and monitoring continues.	DOH	On-going	\$1,500
	6.3 – Discuss with Tennessee Human Rights Commission opportunities to enhance the documentation of fair housing activities.	6.3 – Contact THRC to discuss documentation opportunities.	THDA	Ongoing	No cost



## Public Sector Impediments

Impediment/Suggested Action/Objective	Action(s)	Measurement(s)	Responsible Agencies	Timeline	Cost
<b>1. Lack of local fair housing ordinances or policies</b>  <i>Action 1.1</i> – Create template fair housing ordinance, resolution, policy or other commitment to AFFH <i>Objective 1.1</i> – Present policy to all prospective grantees  <i>Action 1.2</i> – Educate local government staff about fair housing regulations and the statewide commitment to AFFH <i>Objective 1.2</i> – Increase number of education activities  <i>Action 1.3</i> – Increase monitoring and enforcement policies that affirmatively further fair housing choice <i>Objective 1.3</i> – Increase number of monitoring and enforcement activities  <i>Priority: High</i>	1.1a – Explore opportunities to work with fair housing partners and local/county government associations, including West Tennessee Legal Services and the Fair Housing Council, to develop policies to provide to local governments and sub-recipients.	1.1a – Partnership established and policy completed.	ECD, THDA	Ongoing	THDA: \$5,000 ECD: \$800
	1.1b – Explore partnerships with the other state, county and local organizations, including the Tennessee Advisory Commission on Intergovernmental Relations (TACIR) and Tennessee’s Development Districts to determine best way to reach local governments and present policy.	1.1b – Establish partnership and determine best method for information delivery.	ECD, THDA	Ongoing	THDA: \$1,000 ECD: \$800
	1.1c – After development of Fair Housing materials, present to grantees and local governments within jurisdiction.	1.1c – Deliver materials to grantees, as well as local governments within the state’s jurisdictions.	ECD, THDA	Ongoing	THDA: \$500 ECD: \$400
	1.2a – Continue to educate local government staff and sub-recipients by contracting with the Tennessee Fair Housing Council or utilizing THDA’s Civil Rights Advisor and legal staff fair housing training at grantee workshops, with an emphasis on duty to affirmatively further fair housing, raising citizen awareness of fair housing law, discrimination in rental, the ramifications of a failure to make reasonable accommodation, codes, zoning and other priority areas. Continue to publish ECD notices and promote participation at fair housing events and trainings.  Online training for sub-recipients/grantees of THDA funding & other THDA business associates (HCV landlords, LIHTC developers & property managers, etc.) is	1.2a – Grantees trained in fair housing at grantee workshops.  Online training is made available & sub-recipients are notified.	THDA, ECD	FY 2017-2018 & On-going	THDA: \$1,500 ECD: \$400

	under development and will be available by the end of FY 2017-2018.				
	<p>1.2b – Explore providing state-wide fair housing trainings or forums with local government officials, housing stakeholders and citizens, that focus on fair housing law, affirmatively furthering fair housing, impediments to fair housing in Tennessee and local actions to overcome impediments.</p> <p>Online training for sub-recipients/grantees of THDA funding &amp; other THDA business associates (HCV landlords, LIHTC developers &amp; property managers, etc.) is under development and will be available by the end of FY 2017-2018.</p>	<p>1.2b – Fair housing training made available statewide.</p> <p>Online training made available. THDA Civil Rights Advisor or legal team is made available for trainings or forums; Tennessee Fair Housing Council or other local fair housing organization is contracted as needed.</p>	ECD, THDA, DOH	On-going	THDA: \$1,500 ECD: \$400
	1.3a – Continue to monitor grant programs for compliance with fair housing and equal opportunity, utilizing fair housing and equal opportunity checklists.	1.3a – Programs are monitored for activity and compliance consistent with information required in checklists.	THDA, ECD, DOH	On-going	THDA: \$1,500 ECD: \$250 DOH: \$125
<p><b>2. Insufficient establishment and enforcement of building codes regarding special needs housing</b></p> <p><i>Action 2.1 – Create examples of building code policies that sufficiently provide for special needs housing such as group homes and accessible housing</i></p> <p><i>Objective 2.1 – Present examples to all prospective grantees</i></p> <p><i>Action 2.2 – Educate local government staff about fair</i></p>	2.1a – Incorporate Medicaid Home and Community Based Service Settings rule in special needs housing project priorities in THDA Housing Trust Fund program.	2.1a – HCBS Settings rule incorporated into Trust Fund Program.	ECD, THDA	FY 2016-17	THDA: \$1,000 ECD: \$800
	2.1b – Explore partnerships with state, county and local government stakeholders, such the Tennessee Advisory Commission on Intergovernmental Relations (TACIR) and Tennessee’s Development Districts to determine best way to reach local governments and present examples of Fair Housing policy related to special needs & accessible housing.	2.1b – Establish partnership and determine best method for information delivery.	ECD, THDA	FY 2017-18	THDA: \$1,000 ECD: \$800
	2.1c – After development of Fair Housing materials, present to grantees and local governments within jurisdiction.	2.1c – Deliver materials to grantees, as well as local governments within the state’s jurisdictions.	ECD, THDA	FY 2017-18	THDA: \$500 ECD: \$400

<p>housing regulations and the statewide commitment to AFFH</p> <p><i>Objective 2.2</i> – Increase number of education activities conducted</p> <p><i>Action 2.3</i> – Increase monitoring and enforcement of building codes of jurisdictions across the state</p> <p><i>Objective 2.3</i> – Increase number of monitoring and enforcement activities</p> <p><i>Priority: Medium</i></p>	<p>2.2a – Continue to educate local government staff and sub-recipients by contracting with the Tennessee Fair Housing Council or utilizing THDA’s Civil Rights Advisor and legal staff fair housing training at grantee workshops, with an emphasis on duty to affirmatively further fair housing, raising citizen awareness of fair housing law, discrimination in rental, the ramifications of a failure to make reasonable accommodation, codes, zoning and other priority areas. Continue to publish ECD notices and promote participation at fair housing events and trainings.</p> <p>Online training for sub-recipients/grantees of THDA funding &amp; other THDA business associates (HCV landlords, LIHTC developers &amp; property managers, etc.) is under development and will be available by the end of FY 2017-2018.</p>	<p>2.2a – – Grantees trained in fair housing at grantee workshops.</p> <p>Online training is made available &amp; sub-recipients are notified.</p>	THDA, ECD	On-going	THDA: \$1,500 ECD: \$400
	<p>2.2b Explore providing state-wide fair housing trainings or forums with local government officials, housing stakeholders and citizens, that focus on fair housing law, affirmatively furthering fair housing, impediments to fair housing in Tennessee and local actions to overcome impediments.</p> <p>Online training for sub-recipients/grantees of THDA funding &amp; other THDA business associates (HCV landlords, LIHTC developers &amp; property managers, etc.) is under development and will be available by the end of FY 2017-2018.</p>	<p>2.2b – – Online training made available. THDA Civil Rights Advisor or legal team is made available for trainings or forums; Tennessee Fair Housing Council or other local fair housing organization is contracted as needed.</p>	ECD, THDA	On-going	THDA: \$1,500 ECD: \$400
	<p>2.2c – Present AI findings at Governor’s Housing Summit, which is attended by housing stakeholders, citizens and local government officials.</p>	<p>2.2c – Findings are presented.</p>	ECD, THDA	Completed	THDA: \$1,000 ECD: No cost

	2.2d – Encourage and promote THDA’s accessibility and visitability program, which is a voluntary certification program created by the TN Council on Developmental Disabilities that encourages builders (single family and multi-family) to voluntarily implement design features that make homes accessible, visitable and convenient for everyone.	2.2d – Visitability standards are included as part of our scoring criteria under HOME, HTF Competitive Grants Program and the LIHTC Qualified Allocation Plan for both new construction and rehab projects.  Knowledge of visitability increases through education, builders voluntarily implement features.	THDA	FY2017-2018 & ongoing	THDA: \$24,678
	2.3a – Continue to monitor grant programs for compliance with fair housing and equal opportunity, utilizing fair housing and equal opportunity checklists.	2.3a – Programs are monitored for activity and compliance consistent with information required in checklists.	THDA, ECD, DOH	On-going	THDA: \$500 ECD: \$250 DOH: \$125
<b>3. Lack of local government understanding of duties of AFFH</b>  <i>Action 3.1 – Educate local government staff about fair housing law and federal formula grant funding requirements to affirmatively further fair housing</i> <i>Objective 3.1 – Increase number of educational activities conducted</i>  <i>Priority: High</i>	3.1a – Continue to educate local government staff and sub-recipients by contracting with the Tennessee Fair Housing Council or other fair housing education providers to conduct fair housing training at grantee workshops, with an emphasis on duty to affirmatively further fair housing, raising citizen awareness of fair housing law, discrimination in rental, ramifications of a failure to make reasonable accommodation, codes, zoning and other priority areas. Continue to publish ECD notices and promote participation at fair housing events and trainings.  Online training for sub-recipients/grantees of THDA funding & other THDA business associates (HCV landlords, LIHTC developers & property managers, etc.) is under development and will be available by the end of FY 2017-2018.	3.1a – Grantees trained in fair housing at grantee workshops, ECD notices regarding fair housing increased, and attendance at fair housing events increases.  Online training made available. THDA Civil Rights Advisor or legal team is made available for trainings or forums; Tennessee Fair Housing Council or other local fair housing organization is contracted as needed.	ECD, THDA	On-going	THDA: \$1,500 ECD: \$400
	3.1b – Explore providing state-wide fair housing trainings or forums with local government officials, housing stakeholders and citizens, that focus on fair housing law, affirmatively furthering fair housing,	3.1b – Online training made available. THDA Civil Rights Advisor or legal team is made available for trainings or forums; Tennessee Fair Housing	ECD, THDA, DOH	On-going	ECD: \$400

	<p>impediments to fair housing in Tennessee and local actions to overcome impediments.</p> <p>Online training for sub-recipients/grantees of THDA funding &amp; other THDA business associates (HCV landlords, LIHTC developers &amp; property managers, etc.) is under development and will be available by the end of FY 2017-2018.</p>	Council or other local fair housing organization is contracted as needed.			
	3.1c - Present AI findings at Governor's Housing Summit, which is attended by housing stakeholders, citizens and local government officials.	3.1c – Findings are presented.	ECD, THDA	Completed October 2013	THDA: \$1,000 ECD: No cost
	3.1d – Explore partnerships with state, county and local government stakeholders, such the Tennessee Advisory Commission on Intergovernmental Relations (TACIIR) and Tennessee's Development Districts to determine best way to reach local governments and present examples of Fair Housing policy.	3.1d – Establish partnership and determine best method for information delivery.	ECD, THDA		THDA: \$1,000 ECD: \$800
	3.1e – Develop online training for sub-recipients/grantees, including CDBG & HOME sub-recipients, that includes required and encourages increased understanding of role in AFFH for local government and other stakeholders in the community. Continue compliance monitoring and increase reporting on fair housing activities, including a Title VI/Fair Housing self-assessment that includes the amount spent on the activities in local communities.	3.1e – Online training made available. Sub-recipient monitoring continues with self-assessment form added to compliance monitoring.	ECD, THDA	FY2017-2018	THDA: \$2,000 ECD: \$800
	3.1f – Encourage local elected officials to complete THDA online Title VI/Fair Housing training as a CDBG Fair Housing Activity.	3.1f – Local elected officials notified of availability of online training.	ECD	FY 2016-17	THDA: \$1,500 ECD: \$150
<b>4. Lack of uniformity of codes and land use policies</b>	4.1a – Explore opportunities to work with fair housing partners, including West Tennessee Legal Services and the Tennessee Fair Housing Council, and	4.1a – Online training made available. THDA Civil Rights Advisor or legal team is made available for trainings or forums; Tennessee Fair Housing	ECD, THDA	On-going	THDA: \$1,500 ECD: \$800

<p><i>Action 4.1</i> – Create examples of codes and land use policies that are in the spirit of AFFH</p> <p><i>Objective 4.1</i> – Present examples to all prospective grantees</p> <p><i>Action 4.2</i> – Educate local government staff about fair housing regulations and the statewide commitment to AFFH</p> <p><i>Objective 4.2</i> – Increase number of education activities conducted</p> <p><i>Action 4.3</i> – Increase monitoring and enforcement of policies that affirmatively further fair housing choice</p> <p><i>Objective 4.3</i> – Increase number of monitoring and enforcement activities conducted</p> <p><i>Priority: Medium</i></p>	<p>local/county government associations to develop examples of codes and land use policies to provide examples of Fair Housing policy related to codes &amp; land use policies to local governments and sub-recipients.</p> <p>Online training for sub-recipients/grantees of THDA funding &amp; other THDA business associates (HCV landlords, LIHTC developers &amp; property managers, etc.) is under development and will be available by the end of FY 2017-2018.</p>	<p>Council or other local fair housing organization is contracted as needed.</p>			
	<p>4.1b – Explore partnership with the Tennessee Advisory Commission on Intergovernmental Relations and Tennessee’s Development Districts to determine best way to reach local governments and present examples of Fair Housing policy related to codes &amp; land use policies.</p>	<p>4.1b – Establish partnership and determine best method for information delivery.</p>	<p>ECD, THDA</p>	<p>Ongoing</p>	<p>THDA: \$1,000 ECD: \$800</p>
	<p>4.2a – Continue to educate local government staff and sub-recipients by contracting with the Tennessee Fair Housing Council or other fair housing education providers to conduct fair housing training at grantee workshops, with an emphasis on duty to affirmatively further fair housing, raising citizen awareness of fair housing law, discrimination in rental, ramifications of a failure to make reasonable accommodation, codes, zoning and other priority areas.</p> <p>Online training for sub-recipients/grantees of THDA funding &amp; other THDA business associates (HCV landlords, LIHTC developers &amp; property managers, etc.) is under development and will be available by the end of FY 2017-2018.</p>	<p>4.2a – Grantees trained in fair housing at grantee workshops or through THDA online training, ECD notices regarding fair housing increased, and attendance at fair housing events increases.</p>	<p>ECD, THDA</p>	<p>On-going</p>	<p>THDA: \$1,500 ECD: \$400</p>

	Continue to publish ECD notices and promote participation at fair housing events and trainings.				
	<p>4.2b – Explore providing state-wide fair housing trainings or forums with local government officials, housing stakeholders and citizens, that focus on fair housing law, affirmatively furthering fair housing, impediments to fair housing in Tennessee and local actions to overcome impediments.</p> <p>Online training for sub-recipients/grantees of THDA funding &amp; other THDA business associates (HCV landlords, LIHTC developers &amp; property managers, etc.) is under development and will be available by the end of FY 2017-2018.</p>	<p>4.2b –Encourage attendance by grantees at Fair Housing Matters Conference and West TN Fair Housing Conference.</p> <p>Encourage local elected officials to complete THDA online Title VI/Fair Housing training.</p>	ECD, THDA	On-going	THDA: \$1,500 ECD: \$400
	4.2c - Present AI findings at Governor's Housing Summit, which is attended by housing stakeholders, citizens and local government officials.	4.2c – Findings are presented.	ECD, THDA	Completed October 2013	THDA: \$1,000 ECD: No cost
	4.3a – Continue to monitor grant programs for compliance with fair housing and equal opportunity, utilizing fair housing and equal opportunity checklists.	4.3a – Programs are monitored for activity and compliance consistent with information required in checklists.	ECD, THDA	On-going	THDA: \$1,500 ECD: \$250 DOH: \$125

# List of Appendices

---

Appendix A: Fair Housing Discussion and Fair Housing Plan Review

Appendix B: HOPWA CAPER Report

Appendix C: CDBG PER

Appendix D: Public Outreach and Comments

Also attached: FY 2017-2018 ESG SAGE Reporting



# Fair Housing Plan Narrative

## **State of Tennessee FY 2017-18 CAPER Fair Housing Activities Narrative**

In October of 2011, the consolidated partners began a series of meetings to modify the current procedures regarding the Analysis of Impediments (AI) to Fair Housing Choice and the state's obligation to affirmatively further fair housing, as a result of comments made by HUD's Office of Fair Housing and Equal Opportunity (FHEO) in regards to the FY 2011-12 CAPER. These conversations continued throughout 2012 and resulted in a decision by the consolidated partners to hire a third-party consultant to assist in the development of a state-wide AI. In October of 2012, a Request for Proposals (RFP) was issued to secure a consultant. Six responses to the RFP were received and were scored and ranked by ECD and THDA staff according to state procurement policies. Western Economic Services (WES) was selected to complete the AI.

A planning meeting was held with ECD, THDA and WES in January, 2013. It was determined that WES would conduct a survey of the 40 largest non-entitlement municipalities in the state to assess local practices and land uses that may span a number of jurisdictions and might not be in the spirit of affirmatively furthering fair housing. WES would hold three fair-housing forums across the state to present information on the AI based on a review of the data available from sources such as the U.S. Census Bureau, the U.S. Bureau of Labor Statistics, the U.S. Bureau of Economic Analysis, etc. A Fair Housing Survey would also be conducted online to give all partners throughout the state a chance to answer questions about their view of fair housing in the state, the challenges and what is needed.

The Forums were held in Jackson, Nashville and Knoxville during the week of March 18, 2013. Participants included housing advocates, representatives of local service agencies, real estate agents, local elected officials and others. More than 140 people attended the forums and were given the chance to view, ask questions of and comment on the preliminary findings of the AI.

The Fair Housing survey was sent out in February 2013 and available through April 2013. More than 850 people completed the survey weighing in on fair housing issues in the public and private sectors. Data from these sources combined with information on the Fair Housing complaints received in the state and data from the Community Reinvestment Act (CRA) and Home Mortgage Disclosure Act (HMDA) were combined to develop a list of impediments to fair housing choice in the state.

The draft of the AI was on the THDA and ECD websites for public comment in May 2013. Comments received were addressed by WES and incorporated in the final draft that was produced in June 2013 and submitted to ECD in July 2013.

In October 2013, WES presented the AI at the Tennessee Governor's Housing Summit (sponsored by THDA). This was the final piece of outreach for the initial release of the study. At the same session, the Metropolitan Development and Housing Authority for Nashville-Davidson County presented their AI to assist the audience in understanding fair housing issues facing the state as a whole as well as a local urban jurisdiction.

Public and private sector impediments were identified along with suggested actions. Based on the AI, THDA and ECD developed a Fair Housing Plan, first presented in the Annual Action Plan and continually implemented in the years following, including during this reporting period. These activities address the identified impediments and show the Consolidated Partners' commitment to affirmatively furthering fair housing in Tennessee. The Consolidated Partners will use the AI, along with the Fair Housing Plan developed from the AI, for the next several years to continue to address impediments, including the current year's Annual Action Plan. The final AI is available on the THDA and ECD websites.

The activities of each agency administering the four Consolidated Plan grant programs are described below.

#### 1. Tennessee Department of Economic and Community Development (ECD), CDBG Program

ECD assumed the lead role for developing and securing a statewide Analysis of Impediments to Fair Housing Choice (AI) study in 2012-13 which was distributed to each of the grantees. ECD worked to ensure each grantee had access to the study and used it to develop their fair housing activity that is required as part of their grant agreement. Completion of a Fair Housing Activity is not a specific budget line-item but it is an eligible expense for the communities. The Annual Action Plan addresses other fair housing activities and the expected costs of completion.

The overall programmatic activities funded through the CDBG program work towards furthering fair housing across the state. CDBG projects are targeted at improvements, which benefit low and moderate income people, as well as minorities, persons with disabilities, elderly persons and female-headed households. ECD collects and analyzes data on those served by CDBG projects and reports findings to HUD annually.

In its CDBG manual, ECD informs all grantees of their roles and responsibilities and program requirements. Each grantee is required to conduct a fair housing activity, those activities have to be approved by the Director of Community Programs. Based on the impediments in the AI, during the 2017-2018 program year, the grantees focused on educating elected officials about fair housing laws and responsibilities and on communicating fair housing laws to realtors and bankers in their communities. Other activities included various ways to educate the public about their rights.

During FY 2017-18, ECD has also started a better tracking process for the Fair Housing activities completed by each grantee. At the end of each project, the grantee signs off that they have completed a FH activity, how that activity related to the AI, and the funds spent on the activity. Of the 108 activities that were closed during the year, approximately \$4,100 was spent by grantees on fair housing activities. These activities including publishing notices in newspapers about FH Month or about activities completed by commissions to support FH, public service announcements from the local radio stations, trainings for local officials at council/commission meeting, etc. This number is expected to increase during the next year as the grantees begin to use CDBG funds to support the FH activities more often.

Each grantee must also document relocation that occurs due to grant activities, must include equal opportunity language in their contracts, must create and post an Equal Opportunity Employer policy, must follow Section 3 requirements, must follow Section 504, must involve minority and female contractors and must complete contractor activity reports that outline contracts.

Together with the consolidated partners, ECD will assist in creating and implementing a strategy to address impediments found in the AI. Throughout the year, ECD will continue to disseminate findings of the AI to subrecipients and will provide educational opportunities for subrecipients on identifying fair housing issues and working to improve existing impediments. A guide for grantees is in development to help them plan for the Fair Housing Activity and assure that it addresses impediments identified in the AI.

Additional fair housing related activities completed by ECD during FY 2017-18 are included in the following table.

**FY 2017-18 Fair Housing Activities Completed by ECD**

<b>Action</b>	<b>Cost</b>
ECD staff attended training session for grantees facilitated by the Tennessee Fair Housing Council	\$200
Continually provide "Fair Housing Equal Opportunity for All" brochure to program beneficiaries and the AI Executive Summary; monitor subrecipients to ensure compliance.	\$250
Continue to monitor subrecipients for compliance with Fair Housing and Equal Opportunity, utilizing Fair Housing and Equal Opportunity checklists.	\$250
Training on Fair Housing was incorporated into the Grantee Workshop held in the fall of 2017	\$500
New materials were sent to grantees and grant administrators to help them plan new Fair Housing activities.	\$500
ECD promotes Fair Housing Month and encourages grantees to attend one of the trainings. Additional materials to help develop a FH activity were sent to grantees during FH Month. A Memorandum of Understanding is being developed so that additional training for grantees can be implemented in the next program year.	--
ECD continues to approve each project for grantees. There have been additional reporting requirements for these activities that ensure each activity is tied to an impediment in the AI. We have started a list of pre-approved activities that will be distributed to grantees in the next program year. Each grantee is monitored for compliance.	\$400
<b>Total FY 2017-18</b>	<b>\$2,100</b>

## 2. Tennessee Housing Development Agency (THDA), HOME, ESG, and HTF Programs

THDA has participated in the planning for a statewide AI with the Consolidated Partners and assisted with the development of a timeline to complete the AI and a statewide Fair Housing Plan. THDA is also responsible for providing updates on the state's progress through Consolidated Planning documents,

such as the Annual Action Plan and CAPER, and has provided periodic updates on progress as requested by FHEO. Aside from participating in the development of the AI and the state-wide Fair Housing Plan, THDA engages in a number of fair housing activities through the HOME, ESG, and HTF programs, as well as other programs administered by THDA that are included in this report.

HOME Program Requirements detailed in the HOME Program Description state that “no person in the United States shall on the grounds of race, color, religion, sex, familial status, national origin, age or disability be excluded from participation, denied benefits or subjected to discrimination under any program funded in whole or in part by HOME funds.” The Program Description also details federal requirements as set forth in 24 CFR 5.105(a) that are applicable to HOME projects and include: 24 CFR Part 100, 24 CFR Part 107, 24 CFR Part 1, 24 CFR Part 146, 24 CFR Part 8, 24 CFR Part 6, 42 USC §12101 *et seq.*, 24 CFR Parts 5, 200, 203, 236, 400, 570, 574, 882, 891 and 982, and 24 CFR Part 135. The HOME Operations Manual further discusses applicable federal laws, executive orders and regulations that pertain to fair housing and equal opportunity. THDA HOME grantees must comply with each of the federal laws, executive orders and regulations detailed in Chapter 6, Section 2.1 of the HOME Operations Manual.

Local programs are also required to adopt affirmative marketing procedures and requirements, which must be approved by THDA prior to any HOME funds being committed to a rental or homebuyer project of five or more units. One requirement of affirmative marketing is detailing the methods for informing the public, owners and potential tenants about fair housing laws and the local program’s policies.

In addition to meeting all requirements of the HOME Program Description and HOME Operations Manual, grantees have certain responsibilities to ensure protected persons or groups are not denied benefits. Responsibilities of grantees, which are undertaken throughout the progress of the projects, are outlined in Chapter 6, Section 3 of the HOME Operations Manual. In addition, the HOME Operations Manual requires certain activities of grantees and include: a minimum of one fair housing activity, which includes distribution of the *Fair Housing Equal Opportunity for All* pamphlet to each program applicant, Section 3 activities and documentation, creation and distribution of a policy of nondiscrimination, Equal Opportunity requirements in construction-generated employment, minority and female solicitation, Section 504 requirements, site and neighborhood standards and consideration of fair housing and local zoning ordinances.

Grantees are required to maintain records of their actions for FHEO monitoring purposes, including advertisements for employment and documentation of subsequent applications and individuals hired. An extensive list of recordkeeping requirements are found in Chapter 6, Section 5 of the HOME Operations Manual. Grantees are monitored during the duration of a project and an Equal Opportunity/Fair Housing/Title VI checklist is used by program monitors to determine compliance with requirements, responsibilities, activities and recordkeeping. This checklist also contains questions regarding complaints filed and any indications of Equal Opportunity and Fair Housing policy violations.

HOME Recipients attend the HOME Workshop, which includes a session dedicated to fair housing, each year at THDA’s headquarters. Training for HOME grantees included fair housing basics, fair housing law, how to identify fair housing issues and ways to make the public and clients aware of fair housing and ways to affirmatively further fair housing. The training is attended by HOME administrators located throughout the state. Supplemental fair housing information is provided in the HOME Operations Manual, which is available to the public on THDA’s website.

THDA provides a template for the rehabilitation and construction contracts to be used by our grantees/administrators that includes Relocation under URA and EO/FH (Section II- Applicable Laws and Regulations), and a requirement to follow Section 3 requirements (Section III). During monitoring, we check for the Equal Opportunity poster and for solicitation of minority and female contractors within in the county and in the surrounding counties. Each administrator must submit the Contractor/Subcontractor Activity Report annually for reporting in the HOME APR.

As detailed in the ESG Program Description, all ESG recipients must perform and document action in the area of enforcement and promotion to affirmatively further fair housing. During the grant year, recipients must carry out a minimum of one activity to promote fair housing. Nondiscrimination and equal opportunity laws are also applicable to ESG programs and recipients. The ESG Program Manual requires all grantees to make facilities and services available to all persons and families on a nondiscriminatory basis. Publicity surrounding the availability of shelter facilities should reach all persons regardless of handicap, race, color, religion, sex, age, familial status or national origin. Grantees must also establish additional procedures to disseminate information to those interested in handicap accessible services and facilities. Additionally, grantees are required to give each participant a "Fair Housing for All" brochure. Information regarding fair housing requirements and activities can be found in the ESG Program Guidelines and the ESG Program manual, which is available to the public on THDA's website.

The Housing Trust Fund is ramping up their efforts to expend funds during 2018-19. During the reporting period, HTF hosted application workshops in January and June in which fair housing issues were addressed.

Other THDA programs also engage in fair housing activities similar to those of the ESG and HOME Program. Tennessee's AI and our Action Plan both discuss a significant need of education around Fair Housing. Through multiple efforts, THDA supports the availability and accessibility of fair housing education across the state. Each year, THDA hosts the annual Homebuyer Education Conference (formerly "Peer Session") for education providers of THDA's Homebuyer Education Initiative (HBEI). HBEI agencies providing education to potential homebuyers use the *Realizing the American Dream* manual and deliver training on the Fair Housing Act through multiple curriculum components. The manual used by HBEI agencies covers the rights of potential borrowers or homeowners and helps them identify fair housing issues through examples. Information is provided regarding the Equal Credit Opportunity Act, Truth in Lending Act, Fair Credit Billing Act, Fair Credit Reporting and the Fair Debt Collection Practices Act. Homebuyer education is required for THDA loan programs that provide down payment assistance (Great Choice and New Start) and is voluntary for THDA's other loan programs. The cost of homebuyer education used in conjunction with a THDA loan is paid by THDA. During the reporting period, THDA expended \$798,550 to support the Homebuyer Education Initiative.

Each year, THDA hosts the Tennessee Governor's Housing Conference (formerly the TN Governor's Housing Summit), a two-day event that provides informational sessions to affordable housing professionals on topics related to providing safe, sound and affordable housing opportunities for Tennesseans. In 2017, a session was presented on the new Housing Trust Fund. Additionally a presentation was given on fair housing lawsuits, accessibility and disability by Mark English (President of the E&A Team, Inc.) and Scott Moore (attorney at BairdHolm). Instead of a 2018 conference, a series of workshops (the "Hometown Series") were held across the state in Chattanooga (Sept. 6, 2018), Kingsport (May 8, 2018), Murfreesboro (May 15, 2018), and Memphis (June 6, 2018). Each workshop focused on specific regional topics.

Additionally, many THDA staff members attend other fair housing or nondiscrimination training throughout the year. Resources to attend this training come from THDA's training budget. These trainings and events are often provided by a variety of organizations including: HUD, West Tennessee Legal Services, the Tennessee Fair Housing Council, Tennessee Human Rights Commission, Tennessee Association of Housing and Redevelopment Agencies, and National Council on State Housing Agencies. Title VI & Fair Housing activities and a newly created online training module and quiz were discussed with all staff and are to be completed in FY 2017-18.

Examples of additional training and events (with estimated attendee costs) attended by staff members of THDA during FY 2017-18 are described in the following table.

**FY 2017 - 18 Fair Housing Training and Events**

<b>Event/Host, Location and Date</b>	<b>THDA Attendee Cost</b>
Governor's Housing Conference (organized by THDA), Nashville, TN September 20 -21, 2017	All staff are encouraged to attend or volunteer
ECHO (April 6, 2018). THDA provided a \$650 sponsorship that included helping to fund scholarships for low income members of the community to attend, and paid \$520 for registration fees. THDA Civil Rights and East Tennessee Rental Assistance and HBEI staff attended (8 staff).	\$520 registration & \$1,773 (staff time)
University of Memphis Law School Fair Housing Forum with HUD Secretary Ben Carson (April 10, 2018) – presentation given by THDA member on fair housing issues	\$750 (staff time)
West Tennessee Fair Housing celebration (April 12) . THDA provided planning assistance for the event, and THDA legal, IGA, Civil Rights and West Tennessee Rental Assistance staff members attended the event (12 staff).	\$2,659.50 (staff time)
Middle Tennessee Fair Housing Matters Conference (April 17, 2018). THDA provided a \$1,250 sponsorship along with swag for the attendee bags, and paid \$3,570 in registration fees. 42 staff members representing most divisions within THDA attended the training. One staff member gave a presentation.	\$9,308.25 (staff time) & \$3,570 registration
Tennessee Housing Conference (organized by THDA) – Hometown Series Kingsport (May 8, 2018)	\$1,891.20 (Staff time)
Tennessee Housing Conference (organized by THDA) – Hometown Series Murfreesboro (May 15, 2018)	\$2,127.60 (Staff time)
Tennessee Housing Conference (organized by THDA) – Hometown Series Memphis (June 6, 2018)	\$2,127.60 (Staff time)
THDA Homebuyer Education Conference (formerly the “peer session”) (June 26, 2018). THDA funded a Neighborworks training session during the	\$3,102.75 (staff time)

conference called- Celebrating Difference in our Communities – Building Bridges Across Lines of Race, Age, Gender, and Ethnicity (cost \$14,400). 14 Single Family/HBEI THDA staff attended the training. 100 HBEI professionals attended from across the state.	
In 2017, a new online Title VI, Section 504, Fair Housing training module was adopted. All THDA staff completed the training and a self-assessment quiz. During FYE 2018, all new THDA employees were also required to complete the online training and self-assessment quiz within the first six months of their employment. Annual update Title VI/Fair Housing training is offered to all existing employees.	\$2,955 (staff time to complete 30 minute update training module)
Development Districts Fair Housing Activities (attending and hosting conferences and seminars, training materials, etc.)	\$19,852

THDA also helps to sponsor Fair Housing events/training across the state either through in kind donations of gifts and supplies or cash donations to help fund the event/training. The sponsorships for events occurring in fiscal year are summarized in the following table.

**THDA Fair Housing/Nondiscrimination Event Sponsorships**

<b>Event/Host, Location and Date</b>	<b>Cost of Sponsorship</b>
ECHO (April 6, 2018). THDA provided a \$650 sponsorship that included helping to fund scholarships for low income members of the community to attend.	\$650
Middle Tennessee Fair Housing Matters Conference (April 17, 2018). THDA provided a \$1,250 sponsorship along with swag for the attendee bags.	\$1,250 sponsorship/gifts/materials
THDA Homebuyer Education Conference (formerly the “peer session”) (June 26, 2018). THDA funded a Neighborworks training session during the conference called- Celebrating Difference in our Communities – Building Bridges Across Lines of Race, Age, Gender, and Ethnicity (cost \$14,400). 14 Single Family/HBEI THDA staff attended the training. 100 HBEI professionals attended from across the state.	\$14,400

In addition to our annual efforts to remove barriers to fair housing, there were a number of new initiatives that were started during this reporting period. The state updated our protected classes mailing list to be even more inclusive of advocacy groups that support the protected classes and agencies that support fair housing in our state. During this reporting period, THDA and ECD not only sponsored the West Tennessee Fair Housing Conference but were also guest speakers and promoted fair housing initiatives for the 50<sup>th</sup> Anniversary of the Fair Housing Act, including outreach for a survey to gather information for the update to the State’s Analysis of Impediments. Other THDA 50<sup>th</sup> Anniversary of the Fair Housing Act include a Fair Housing Book Club. Staff met once per quarter to read a book selection related to housing inequality and met to discuss their thoughts. Title selections thus far

include: Evicted, Matthew Desmond; The Color of Law, Richard Rothstein; and High Risers: Cabrini Green & the Fate of American Public Housing, Ben Austen. Approximately 25 staff have participated quarterly.

For THDA, Title VI and Fair Housing webpages were updated to include refreshed information, along with the addition of special links in honor of the 50th anniversary of the Fair Housing Act and Martin Luther King Jr's death. Special brochures and handouts were distributed at conferences throughout the State, including outreach for the AI and Annual Action Plan during the month of April. Email blasts and staff email signatures were updated to include the 50<sup>th</sup> anniversary Fair Housing logo.

THDA also continues to examine and improve the Limited English Proficiency policies and procedures. The LEP policies and procedures provide guidelines for THDA staff who encounter individuals whom may have difficulty understanding or speaking English. The procedures help to ensure that resources or services are effectively provided to individuals with limited English proficiency. THDA staff also has a system to track LEP encounters and continues to utilize the telephone-based AVAZA language interpreting service. THDA trained relevant staff members and implemented the language line in October, 2011. Avaza Language Services can be contacted at:

Avaza Language Services  
5209 Linbar Drive, Suite 603  
Nashville, TN 37211  
(615) 534-3404

THDA translates public notices and documents for public comment to Spanish, Arabic, Bosnian, Behdini, Burmese, Somali, Sorani, and Vietnamese and is working to increase the availability of non-federal program documents in Spanish. THDA also publishes its public notices in three Spanish newspapers to promote public participation among Spanish speaking persons. Email blasts are sent out in English and Spanish to protected class and fair housing advocates, as well as stakeholders in our Consolidated Planning programs. Specific to this FY 2017-18 CAPER, THDA was also able to translate the Executive Summary into Spanish and publish the translation on our website. THDA's website is convertible to over 90 languages using Google Translator technology. Persons seeking information about THDA may click on the "Powered by Google Translate" drop down button to translate the majority of the website's content to the language of their choice.

THDA's Executive Director serves on the Tennessee Council on Developmental Disabilities and THDA's Director of Research and Planning serves on the Tennessee Department of Mental Health and Substance Abuse Services, Mental Health Policy and Planning Council. These meetings are regularly attended by the Director of Research and Planning (the Executive Director's designee for the former) and help ensure that THDA's efforts are known by the disability and mental health communities. Also, THDA's Chief Strategy Officer serves on the Tennessee No Wrong Door Advisory Board. Chaired by the Tennessee Commission on Aging and Disability, this group develops strategies to enable streamlined access to healthcare, information and human supports for older adults and adults with disabilities. The agency's role on these councils keeps our program directors informed of emerging and persistent issues around housing for the populations served.

THDA also works with the nine Development Districts of Tennessee to implement and further fair housing activities. Each Development District publishes THDA information on their website, including public notices for the AI and Consolidated Planning outreach. Many use funds to develop fair housing materials for meetings and workshops. Specifically SWTDD developed an Affirmatively Furthering Fair



Housing brochure for the West Tennessee Legal Services training for the SWTDD Fair Housing conferences. The brochure will be available to attendees of the conferences and available on website. The second project will consist of two hundred work hours toward furthering the 2016–2017 Fair Housing Pilot project, a partnership with West Tennessee Legal Services, TENNCare, and the SWTDD. The SWTDD and West Tennessee Legal Services are currently projected to have two training sessions.

### 3. Tennessee Department of Health

HOPWA is involved in a number of fair housing initiatives that positively impact HOPWA grantees and beneficiaries both directly and indirectly. Title II of the ADA prohibits discrimination against persons with disabilities in all services, programs and activities made available by state and local governments. HOPWA project sponsors are required to comply with anti-discrimination legislation including The Americans with Disabilities Act, Title VI and the Fair Housing Act. Title II of the ADA directly influences neighborhoods where minimal public investment has led to poor living standards. HOPWA funds are made available to help upgrade and transform these neighborhoods. Upgrades are often made to make public housing safer and to make more units available for homeless and disabled populations. The majority of HOPWA funds are used for Supportive Services in Tennessee, which include: health and mental health assessment; drug and alcohol abuse treatment; counseling; day care; nutritional services; intensive care when required; and assistance in gaining access to local, state and federal government benefits and services. Although the Supportive Services category does not emphasize housing assistance (which is covered in other service categories including Housing Information Services, the Short-Term Rent, Mortgage and Utility Payment Program and the Permanent Housing Placement Program) all funds in the Supportive Services category are used to assist HOPWA beneficiaries regardless of race, color, religion, national origin, disability and familial status. In regards to the delivery of services through the Housing Information Services, Short-Term Rent, Mortgage and Utility Payment Program and the Permanent Housing Placement Program, both HOPWA and Service Providers comply with all fair housing and anti-discrimination laws. Additionally, HOPWA is involved with job fairs, which promote fair housing practices and training, including issues regarding lead paint and other safety factors that may impede the health of residents.

Section D.8. of HOPWA's contract with providers contains anti-discrimination conditions. It states that no person will be excluded from participation, denied benefits or subjected to discrimination in the performance of the grant contract or in the employment practices of the grantee on the grounds of handicap or disability, age, race, color, religion, national origin or any other classification protected by Federal or Tennessee State constitutional or statutory law. Grantees are required to show proof of nondiscrimination upon request and must post notices of nondiscrimination.

HOPWA is continuing to review its contracts with project sponsors and program materials to strengthen language surround fair housing. HOPWA staff is also interested in learning more about furthering fair housing through HOPWA activities and becoming more involved in fair housing activities taking place throughout Tennessee, including the Tennessee Fair Housing Matters conference being held each year.

West TN Legal Services has partnered with TDH to fulfil their Fair Housing Initiative Program which is funded by HUD and will be presenting bi annually updates on Fair Housing and educating HOPWA project sponsors at the HOPWA statewide meeting in Sept. and March in our SFY 2018 (July 1, 2017-June 30, 2018).

### 4. Collaborative Activities Conducted by the Consolidated Partners

Although each agency conducts activities tailored to the programs it administers throughout the year, the Consolidated Partners came together throughout the reporting period to plan and develop ways to improve fair housing activities and fulfill the State's obligation to affirmatively further fair housing. As previously mentioned, the Consolidated Partners met periodically to develop and complete the AI. Additionally, the Consolidated Partners have continued to collaborate not only with one another but also with other state agencies.

The Consolidated Partners will continue to work together in FY 2018-19 to complete the activities outlined in the Fair Housing Plan to overcome the barriers and impediments to fair housing choice that are identified in the AI. For FY 2018-19, the State has received a TA grant to complete a more robust AI in 2019 in anticipation of the upcoming 2020-2024 Consolidated Plan. The Consolidated Partners anticipate meeting regularly to discuss and address updates to the 2019 AI and track the progress of the statewide Fair Housing Plan that covers the delivery of services through the five formula programs. The Consolidated Partners realize the process will take time and are committed to improving their processes and procedures in regards to fair housing. On the next page, the most recent version of the Fair Housing Plan is included.

# Appendix B:

## HOPWA CAPER Report

---



# **Housing Opportunities for Persons With AIDS (HOPWA) Program**

## **Consolidated Annual Performance and Evaluation Report (CAPER) Measuring Performance Outcomes**

**Tennessee Department of Health  
State of TN HOPWA Consolidated CAPER Report  
FFY 2017- SFY 2018 (7/1/2017-6/30/2018)  
Grant # TNH17F-999**

OMB Number 2506-0133 (Expiration Date: 01/31/2021)

The CAPER report for HOPWA formula grantees provides annual information on program accomplishments that supports program evaluation and the ability to measure program beneficiary outcomes as related to: maintain housing stability; prevent homelessness; and improve access to care and support. This information is also covered under the Consolidated Plan Management Process (CPMP) report and includes Narrative Responses and Performance Charts required under the Consolidated Planning regulations. Reporting is required for all HOPWA formula grantees. The public reporting burden for the collection of information is estimated to average 41 hours per manual response, or less if an automated data collection and retrieval system is in use, along with 60 hours for record keeping, including the time for reviewing instructions, searching existing data sources, gathering and maintaining the data needed, and completing and reviewing the collection of information. Grantees are required to report on the activities undertaken only, thus there may be components of these reporting requirements that may not be applicable. This agency may not conduct or sponsor, and a person is not required to respond to a collection of information unless that collection displays a valid OMB control number.

**Overview.** The Consolidated Annual Performance and Evaluation Report (CAPER) provides annual performance reporting on client outputs and outcomes that enables an assessment of grantee performance in achieving the housing stability outcome measure. The CAPER fulfills statutory and regulatory program reporting requirements and provides the grantee and HUD with the necessary information to assess the overall program performance and accomplishments against planned goals and objectives.

HOPWA formula grantees are required to submit a CAPER demonstrating coordination with other Consolidated Plan resources. HUD uses the CAPER data to obtain essential information on grant activities, project sponsors, housing sites, units and households, and beneficiaries (which includes racial and ethnic data on program participants). The Consolidated Plan Management Process tool (CPMP) provides an optional tool to integrate the reporting of HOPWA specific activities with other planning and reporting on Consolidated Plan activities.

## Table of Contents

### **PART 1: Grantee Executive Summary**

1. Grantee Information
2. Project Sponsor Information
5. Grantee Narrative and Performance Assessment
  - a. Grantee and Community Overview
  - b. Annual Performance under the Action Plan
  - c. Barriers or Trends Overview

### **PART 2: Sources of Leveraging and Program Income**

1. Sources of Leveraging
2. Program Income and Resident Rent Payments

### **PART 3: Accomplishment Data: Planned Goals and Actual Outputs**

### **PART 4: Summary of Performance Outcomes**

1. Housing Stability: Permanent Housing and Related Facilities
2. Prevention of Homelessness: Short-Term Housing Payments
3. Access to Care and Support: Housing Subsidy Assistance with Supportive Services

### **PART 5: Worksheet - Determining Housing Stability Outcomes**

### **PART 6: Annual Report of Continued Use for HOPWA Facility-Based Stewardship Units (Only)**

### **PART 7: Summary Overview of Grant Activities**

- A. Information on Individuals, Beneficiaries and Households Receiving HOPWA Housing Subsidy Assistance (TBRA, STRMU, PHP, Facility Based Units, Master Leased Units ONLY)
- B. Facility-Based Housing Assistance

**Continued Use Periods.** Grantees that used HOPWA funding for new construction, acquisition, or substantial rehabilitation of a building or structure are required to operate the building or structure for HOPWA-eligible beneficiaries for a ten (10) years period. If no further HOPWA funds are used to support the facility, in place of completing Section 7B of the CAPER, the grantee must submit an Annual Report of Continued Project Operation throughout the required use periods. This report is included in Part 6 in CAPER. The required use period is three (3) years if the rehabilitation is non-substantial.

**Record Keeping.** Names and other individual information must be kept confidential, as required by 24 CFR 574.440. However, HUD reserves the right to review the information used to complete this report for grants management oversight purposes, except for recording any names and other identifying information. **In the case that HUD must review client-level data, no client names or identifying information will be retained or recorded. Information is reported in aggregate to HUD without personal identification. Do not submit client or personal information in data systems to HUD.**

In connection with the development of the Department's standards for Homeless Management Information Systems (HMIS), universal data elements are being collected for clients' of HOPWA-funded homeless assistance projects. These project sponsor records would include: Name, Social Security Number, Date of Birth, Ethnicity and Race, Gender, Veteran Status, Disabling Conditions, Residence Prior to Program Entry, Zip Code of Last Permanent Address, Housing Status, Program Entry Date, Program Exit Date, Personal Identification Number, and Household

Identification Number. These are intended to match the elements under HMIS. The HOPWA program-level data elements include: Income and Sources, Non-Cash Benefits, HIV/AIDS Status, Services Provided, Housing Status or Destination at the end of the operating year, Physical Disability, Developmental Disability, Chronic Health Condition, Mental Health, Substance Abuse, Domestic Violence, Medical Assistance, and T-cell Count. Other HOPWA projects sponsors may also benefit from collecting these data elements. HMIS local data systems must maintain client confidentiality by using a closed system in which medical information and HIV status are only shared with providers that have a direct involvement in the client's case management, treatment and care, in line with the signed release of information from the client.

**Operating Year.** HOPWA formula grants are annually awarded for a three-year period of performance with three operating years. The information contained in this CAPER must represent a one-year period of HOPWA program operation that coincides with the grantee's program year; this is the operating year. More than one HOPWA formula grant awarded to the same grantee may be used during an operating year and the CAPER must capture all formula grant funding used during the operating year. Project sponsor accomplishment information must also coincide with the operating year this CAPER covers. Any change to the period of performance requires the approval of HUD by amendment, such as an extension for an additional operating year.

**Final Assembly of Report.** After the entire report is assembled, number each page sequentially.

**Filing Requirements.** Within 90 days of the completion of each program year, grantees must submit their completed CAPER to the CPD Director in the grantee's State or Local HUD Field Office, and to the HOPWA Program Office: at [HOPWA@hud.gov](mailto:HOPWA@hud.gov). Electronic submission to HOPWA Program office is preferred; however, if electronic submission is not possible, hard copies can be mailed to: Office of HIV/AIDS Housing, Room 7248, U.S. Department of Housing and Urban Development, 451 Seventh Street, SW, Washington, D.C., 20410.

## Definitions

**Adjustment for Duplication:** Enables the calculation of unduplicated output totals by accounting for the total number of households or units that received more than one type of HOPWA assistance in a given service category such as HOPWA Subsidy Assistance or Supportive Services. For example, if a client household received both TBRA and STRMU during the operating year, report that household in the category of HOPWA Housing Subsidy Assistance in Part 3, Chart 1, Column [1b] in the following manner:

HOPWA Housing Subsidy Assistance		[1] Outputs: Number of Households
1.	<b>Tenant-Based Rental Assistance</b>	1
2a.	<b>Permanent Housing Facilities:</b> Received Operating Subsidies/Leased units	
2b.	<b>Transitional/Short-term Facilities:</b> Received Operating Subsidies	
3a.	<b>Permanent Housing Facilities:</b> Capital Development Projects placed in service during the operating year	
3b.	<b>Transitional/Short-term Facilities:</b> Capital Development Projects placed in service during the operating year	
4.	<b>Short-term Rent, Mortgage, and Utility Assistance</b>	1
5.	<b>Adjustment for duplication (subtract)</b>	1
6.	<b>TOTAL Housing Subsidy Assistance (Sum of Rows 1-4 minus Row 5)</b>	1

**Administrative Costs:** Costs for general management, oversight, coordination, evaluation, and reporting. By statute, grantee administrative costs are limited to 3% of total grant award, to be expended over the life of the grant. Project sponsor administrative costs are limited to 7% of the portion of the grant amount they receive.

**Beneficiary(ies):** All members of a household who received HOPWA assistance during the operating year including the one individual who qualified the household for HOPWA assistance as well as any other members of the household (with or without HIV) who benefitted from the assistance.

**Chronically Homeless Person:** An individual or family who : (i) is homeless and lives or resides individual or family who: (i) Is homeless and lives or resides in a place not meant for human habitation, a safe haven, or in an emergency shelter; (ii) has been homeless and living or residing in a place not meant for human habitation, a safe haven, or in an emergency shelter continuously for at least 1 year or on at least 4 separate occasions in the last 3 years; and (iii) has an adult head of household (or a minor head of household if no adult is present in the household) with a diagnosable substance use disorder, serious mental illness, developmental disability (as defined in section 102 of the Developmental Disabilities Assistance and Bill of Rights Act of 2000 (42 U.S.C. 15002)), post traumatic stress disorder, cognitive impairments resulting from a brain injury, or chronic physical illness or disability, including the co-occurrence of 2 or more of those conditions. Additionally, the statutory definition includes as chronically homeless a person who currently lives or resides in an institutional care facility, including a jail, substance abuse or mental health treatment facility, hospital or other similar facility, and has resided there for fewer than 90 days if such person met the other criteria for homeless prior to entering that facility. (See 42 U.S.C. 11360(2)) This does not include doubled-up or overcrowding situations.

**Disabling Condition:** Evidencing a diagnosable substance use disorder, serious mental illness, developmental disability, chronic physical illness, or disability, including the co-occurrence of two or more of these conditions. In addition, a disabling condition may limit an individual's ability to work or perform one or more activities of daily living. An HIV/AIDS diagnosis is considered a disabling condition.

**Facility-Based Housing Assistance:** All eligible HOPWA Housing expenditures for or associated with supporting facilities including community residences, SRO dwellings, short-term facilities, project-based rental units, master leased units, and other housing facilities approved by HUD.

**Faith-Based Organization:** Religious organizations of three types: (1) congregations; (2) national networks, which include national denominations, their social service arms (for example, Catholic Charities, Lutheran Social Services), and networks of related organizations (such as YMCA and YWCA); and (3) freestanding religious organizations, which are incorporated separately from congregations and national networks.

**Grassroots Organization:** An organization headquartered in the local community where it provides services; has a social services budget of \$300,000 or less annually, and six or fewer full-time equivalent employees. Local affiliates of national organizations are not considered "grassroots."

**HOPWA Eligible Individual:** The one (1) low-income person with HIV/AIDS who qualifies a household for HOPWA assistance. This person may be considered "Head of Household." When the CAPER asks for information on eligible individuals, report on this individual person only. Where there is more than one person with HIV/AIDS in the household, the additional PWH/A(s), would be considered a beneficiary(s).

**HOPWA Housing Information Services:** Services dedicated to helping persons living with HIV/AIDS and their families to identify, locate, and acquire housing. This may also include fair housing counseling for eligible persons who may encounter discrimination based on race, color, religion, sex, age, national origin, familial status, or handicap/disability.

**HOPWA Housing Subsidy Assistance Total:** The unduplicated number of households receiving housing subsidies (TBRA, STRMU, Permanent

Housing Placement services and Master Leasing) and/or residing in units of facilities dedicated to persons living with HIV/AIDS and their families and supported with HOPWA funds during the operating year.

**Household:** A single individual or a family composed of two or more persons for which household incomes are used to determine eligibility and for calculation of the resident rent payment. The term is used for collecting data on changes in income, changes in access to services, receipt of housing information services, and outcomes on achieving housing stability. Live-In Aides (see definition for Live-In Aide) and non-beneficiaries (e.g. a shared housing arrangement with a roommate) who resided in the unit are not reported on in the CAPER.

**Housing Stability:** The degree to which the HOPWA project assisted beneficiaries to remain in stable housing during the operating year. See *Part 5: Determining Housing Stability Outcomes* for definitions of stable and unstable housing situations.

**In-kind Leveraged Resources:** These are additional types of support provided to assist HOPWA beneficiaries such as volunteer services, materials, use of equipment and building space. The actual value of the support can be the contribution of professional services, based on customary rates for this specialized support, or actual costs contributed from other leveraged resources. In determining a rate for the contribution of volunteer time and services, use the criteria described in 2 CFR 200. The value of any donated material, equipment, building, or lease should be based on the fair market value at time of donation. Related documentation can be from recent bills of sales, advertised prices, appraisals, or other information for comparable property similarly situated.

**Leveraged Funds:** The amount of funds expended during the operating year from non-HOPWA federal, state, local, and private sources by grantees or sponsors in dedicating assistance to this client population. Leveraged funds or other assistance are used directly in or in support of HOPWA program delivery.

**Live-In Aide:** A person who resides with the HOPWA Eligible Individual and who meets the following criteria: (1) is essential to the care and well-being of the person; (2) is not obligated for the support of the person; and (3) would not be living in the unit except to provide the necessary supportive services. See *24 CFR 5.403 and the HOPWA Grantee Oversight Resource Guide* for additional reference.

**Master Leasing:** Applies to a nonprofit or public agency that leases units of housing (scattered-sites or entire buildings) from a landlord, and subleases the units to homeless or low-income tenants. By assuming the tenancy burden, the agency facilitates housing of clients' who may not be able to maintain a lease on their own due to poor credit, evictions, or lack of sufficient income.

**Operating Costs:** Applies to facility-based housing only, for facilities that are currently open. Operating costs can include day-to-day housing function and operation costs like utilities, maintenance, equipment, insurance, security, furnishings, supplies and salary for staff costs directly related to the housing project but not staff costs for delivering services.

**Outcome:** The degree to which the HOPWA assisted household has been enabled to establish or maintain a stable living environment in housing that is safe, decent, and sanitary, (per the regulations at 24 CFR 574.310(b)) and to reduce the risks of homelessness, and improve access to HIV treatment and other health care and support.

**Output:** The number of units of housing or households that receive HOPWA assistance during the operating year.

**Permanent Housing Placement:** A supportive housing service that helps establish the household in the housing unit, including but not limited to reasonable costs for security deposits not to exceed two months of rent costs.

**Program Income:** Gross income directly generated from the use of HOPWA funds, including repayments. See grant administration

requirements on program income at 2 CFR 200.307.

**Project-Based Rental Assistance (PBRA):** A rental subsidy program that is tied to specific facilities or units owned or controlled by a project sponsor. Assistance is tied directly to the properties and is not portable or transferable.

**Project Sponsor Organizations: Per HOPWA regulations at 24 CFR 574.3,** any nonprofit organization or governmental housing agency that receives funds under a contract with the grantee to provide eligible housing and other support services or administrative services as defined in 24 CFR 574.300. Project Sponsor organizations are required to provide performance data on households served and funds expended.

**SAM:** All organizations applying for a Federal award must have a valid registration active at sam.gov. SAM (System for Award Management) registration includes maintaining current information and providing a valid DUNS number.

**Short-Term Rent, Mortgage, and Utility (STRMU) Assistance:** A time-limited, housing subsidy assistance designed to prevent homelessness and increase housing stability. Grantees may provide assistance for up to 21 weeks in any 52-week period. The amount of assistance varies per client depending on funds available, tenant need and program guidelines.

**Stewardship Units:** Units developed with HOPWA, where HOPWA funds were used for acquisition, new construction and rehabilitation that no longer receive operating subsidies from HOPWA. Report information for the units is subject to the three-year use agreement if rehabilitation is non-substantial and to the ten-year use agreement if rehabilitation is substantial.

**Tenant-Based Rental Assistance (TBRA):** TBRA is a rental subsidy program similar to the Housing Choice Voucher program that grantees can provide to help low-income households access affordable housing. The TBRA voucher is not tied to a specific unit, so tenants may move to a different unit without losing their assistance, subject to individual program rules. The subsidy amount is determined in part based on household income and rental costs associated with the tenant's lease.

**Transgender:** Transgender is defined as a person who identifies with, or presents as, a gender that is different from his/her gender at birth.

**Veteran:** A veteran is someone who has served on active duty in the Armed Forces of the United States. This does not include inactive military reserves or the National Guard unless the person was called up to active duty.

# Housing Opportunities for Persons With AIDS (HOPWA) Consolidated Annual Performance and Evaluation Report (CAPER) Measuring Performance Outputs and Outcomes

OMB Number 2506-0133 (Expiration Date: 01/31/2021)

## Part 1: Grantee Executive Summary

As applicable, complete the charts below to provide more detailed information about the agencies and organizations responsible for the administration and implementation of the HOPWA program. Chart 1 requests general Grantee Information and Chart 2 is to be completed for each organization selected or designated as a project sponsor, as defined by 24 CFR 574.3.

*Note: If any information does not apply to your organization, please enter N/A. Do not leave any section blank.*

### 1. Grantee Information

<b>HUD Grant Number</b> TNH17F-999		<b>Operating Year for this report</b> From (mm/dd/yy) 7/1/17 To (mm/dd/yy) 6/30/18		
<b>Grantee Name</b>  Tennessee Department of Health, Communicable & Environmental Diseases and Emergency Preparedness (CEDEP) HIV/STD/Viral Hepatitis Programs  HOPWA Program Report				
<b>Business Address</b> 710 James Robertson Parkway 4 <sup>th</sup> Floor Andrew Johnson Building Nashville, TN 37243		Trang Wadsworth, LMSW  HOPWA Director Communicable and Environmental Diseases and Emergency Preparedness (CEDEP) HIV/STD/Viral Hepatitis Program Phone: (615) 532-7914 Email: <a href="mailto:Trang.Wadsworth@tn.gov">Trang.Wadsworth@tn.gov</a>		
<b>City, County, State, Zip</b>	Nashville	Davidson	TN	37243
<b>Employer Identification Number (EIN) or Tax Identification Number (TIN)</b>	62-6001445			
<b>DUN &amp; Bradstreet Number (DUNs):</b>	172636268	<b>Central Contractor Registration (CCR):</b> Is the grantee's CCR status currently active? <input type="checkbox"/> Yes <input checked="" type="checkbox"/> No If yes, provide CCR Number:		
<b>Congressional District of Grantee's Business Address</b>	TN # 5			
<b>*Congressional District of Primary Service Area(s)</b>	TN # 5			
<b>*City(ies) and County(ies) of Primary Service Area(s)</b>	Cities: Nashville		Counties: Davidson	
<b>Organization's Website Address</b>  <a href="http://tn.gov/health">tn.gov/health</a>		<b>Is there a waiting list(s) for HOPWA Housing Subsidy Assistance Services in the Grantee service Area?</b> <input type="checkbox"/> Yes <input checked="" type="checkbox"/> No If yes, explain in the narrative section what services maintain a waiting list and how this list is administered.		

\* Service delivery area information only needed for program activities being directly carried out by the grantee.



## 2. Project Sponsor Information

Please complete Chart 2 for each organization designated or selected to serve as a project sponsor, as defined by 24 CFR 574.3. Use this section to report on organizations involved in the direct delivery of services for client households.

**Note:** If any information does not apply to your organization, please enter N/A.

<b>Project Sponsor Agency Name</b> <b>Chattanooga CARES</b> <b>DBA: Cempa Community Care</b>		<b>Parent Company Name, if applicable</b> N/A		
<b>Name and Title of Contact at Project Sponsor Agency</b>	Shannon Stephenson, CEO Sherry Martin, Housing Specialist Manager Rachel Inman, Director of Support Services			
<b>Email Address</b>	<a href="mailto:ceo@cempa.org">ceo@cempa.org</a> <a href="mailto:sherrym@cempa.org">sherrym@cempa.org</a> <a href="mailto:rinman@cempa.org">rinman@cempa.org</a>			
<b>Business Address</b>	1000 East 3rd St., Suite 300			
<b>City, County, State, Zip,</b>	Chattanooga, Hamilton County, TN, 37405			
<b>Phone Number (with area code)</b>	Shannon Stephenson 423-648-9911	Sherrie Martin 423-648-9909	Rachel Inman 423-713-7541	N/A
<b>Employer Identification Number (EIN) or Tax Identification Number (TIN)</b>	62-1325543		<b>Fax Number (with area code)</b> 423-648-9925	
<b>DUN &amp; Bradstreet Number (DUNS):</b>	619106776			
<b>Congressional District of Project Sponsor's Business Address</b>	TN # 3			
<b>Congressional District(s) of Primary Service Area(s)</b>	TN # 2,3,4			
<b>City(ies) and County(ies) of Primary Service Area(s)</b>	<b>Cities:</b> Chattanooga Metropolitan Area, Athens, Cleveland, Dayton		<b>Counties:</b> Bledsoe, Bradley, Franklin, Grundy, Hamilton, Marion, McMinn, Meigs, Polk, Rhea, Sequatchie	
<b>Total HOPWA contract amount for this Organization for the operating year</b>	\$252,400.00  <b>Services Provided:</b> FB Transitional/Short-term Facilities PHP Application Fees/Misc. Essential Needs PHP 1st Month's Rental Assistance PHP Rental Deposits PHP Utility Deposits SS Mental Health Assistance SS Nutritional Assistance SS Transportation Assistance STRMU Rental Assistance STRMU Mortgage Assistance STRMU Utility Assistance TBRA			
<b>Organization's Website Address</b>	<a href="http://www.chattanoogaacares.org">www.chattanoogaacares.org</a> and or <a href="http://www.Cempa.org">www.Cempa.org</a>			
<b>Is the sponsor a nonprofit organization?</b> <input checked="" type="checkbox"/> Yes <input type="checkbox"/> No  Please check if yes and a faith-based organization. <input type="checkbox"/> Please check if yes and a grassroots organization. <input type="checkbox"/>		<b>Does your organization maintain a waiting list?</b> <input type="checkbox"/> Yes <input checked="" type="checkbox"/> No  <b>If yes, explain in the narrative section how this list is administered.</b>		

## 2 b. Project Sponsor Information

Please complete Chart 2 for each organization designated or selected to serve as a project sponsor, as defined by CFR 574.3. Use this section to report on organizations involved in the direct delivery of services for client households. These elements address requirements in the Federal Financial Accountability and Transparency Act of 2006 (Public Law 109-282).

**Note:** Please see the definitions for distinctions between project sponsor and subrecipient.

**Note:** If any information does not apply to your organization, please enter N/A.

<b>Project Sponsor Agency Name</b> <b>Columbia CARES</b>		<b>Parent Company Name, if applicable</b> N/A			
<b>Name and Title of Contact at Project Sponsor Agency</b>	Tim Jones, Exec. Director Letitia Franklin, Case Manager				
<b>Email Address</b>	<a href="mailto:timjones@columbiacares.org">timjones@columbiacares.org</a> <a href="mailto:letitiafranklin@columbiacares.org">letitiafranklin@columbiacares.org</a>				
<b>Business Address</b>	1202 South James Campbell Blvd., Suite 8B				
<b>City, County, State, Zip,</b>	Columbia, Maury County, TN, 38401				
<b>Phone Number (with area code)</b>	1-800-961-5332 ext.12	N/A	N/A	N/A	
<b>Employer Identification Number (EIN) or Tax Identification Number (TIN)</b>	62-1513020		<b>Fax Number (with area code)</b> 931-388-4584		
<b>DUN &amp; Bradstreet Number (DUNs):</b>	[872823844]				
<b>Congressional District of Project Sponsor's Business Address</b>	TN # 4				
<b>Congressional District(s) of Primary Service Area(s)</b>	TN # 4				
<b>City(ies) <u>and</u> County(ies) of Primary Service Area(s)</b>	<b>Cities:</b> Columbia, Lewisburg, Shelbyville, Fayetteville, Lawrenceburg, Pulaski, Waynesboro, Hohenwald, Linden.		<b>Counties:</b> Bedford, Coffee, Giles, Lawrence, Lewis, Lincoln, Marshall, Maury, Moore, Perry, Wayne		
<b>Total HOPWA contract amount for this Organization for the operating year</b>	\$111,100.00  <b>Services Provided:</b> PHP Rental Deposits SS Nutritional Assistance SS Transportation Assistance STRMU Rental Assistance STRMU Mortgage Assistance STRMU Utility Assistance TBRA				
<b>Organization's Website Address</b>	<a href="http://www.columbiacares.org">www.columbiacares.org</a>				
<b>Is the sponsor a nonprofit organization?</b> <input checked="" type="checkbox"/> Yes <input type="checkbox"/> No  Please check if yes and a faith-based organization. <input type="checkbox"/> Please check if yes and a grassroots organization. <input type="checkbox"/>			<b>Does your organization maintain a waiting list?</b> <input type="checkbox"/> Yes <input checked="" type="checkbox"/> No  <b>If yes, explain in the narrative section how this list is administered.</b>		

## 2 c. Project Sponsor Information

Please complete Chart 2 for each organization designated or selected to serve as a project sponsor, as defined by CFR 574.3. Use this section to report on organizations involved in the direct delivery of services for client households. These elements address requirements in the Federal Financial Accountability and Transparency Act of 2006 (Public Law 109-282).

**Note:** Please see the definitions for distinctions between project sponsor and subrecipient.

**Note:** If any information does not apply to your organization, please enter N/A.

<b>Project Sponsor Agency Name</b> <b>Frontier Health (HOPE For Tennessee)</b>		<b>Parent Company Name, if applicable</b> N/A		
<b>Name and Title of Contact at Project Sponsor Agency</b>	Julie Robinson, Exec. Director Christy Riddle, Sr. Accountant Megan Suggs, Case Manager			
<b>Email Address</b>	<a href="mailto:jrobinso@frontierhealth.org">jrobinso@frontierhealth.org</a> <a href="mailto:criddle@frontierhealth.org">criddle@frontierhealth.org</a> <a href="mailto:msuggs@frontierhealth.org">msuggs@frontierhealth.org</a>			
<b>Business Address</b>	1167 Spratlin Park Drive			
<b>City, County, State, Zip,</b>	Gray, Washington County, TN, 37615			
<b>Phone Number (with area code)</b>	Julie Robinson, Exec. Director 423-224-1310	Christy Riddle, Sr. Accountant 423-467-3629	April Harmon, Case Manager 423-224-1427	N/A
<b>Employer Identification Number (EIN) or Tax Identification Number (TIN)</b>	62-0582605		<b>Fax Number (with area code)</b> 423-224-1336	
<b>DUN &amp; Bradstreet Number (DUNs):</b>	81198830			
<b>Congressional District of Project Sponsor's Business Address</b>	TN # 1			
<b>Congressional District(s) of Primary Service Area(s)</b>	TN # 1			
<b>City(ies) and County(ies) of Primary Service Area(s)</b>	<b>Cities:</b> Kingsport, Johnson City, Bristol, Rogersville, Greeneville, Elizabethton		<b>Counties:</b> Carter, Greene, Hancock, Hawkins, Johnson, Sullivan, Unicoi, Washington	
<b>Total HOPWA contract amount for this Organization for the operating year</b>	\$118,000.00  <b>Services Provided:</b> PHP 1st Month's Rental Assistance PHP Rental Deposits PHP Utility Deposits SS Nutritional Assistance SS Transportation Assistance STRMU Rental Assistance STRMU Mortgage Assistance STRMU Utility Assistance TBRA			
<b>Organization's Website Address</b>	<a href="http://www.frontierhealth.org">www.frontierhealth.org</a>			
<b>Is the sponsor a nonprofit organization?</b> <input checked="" type="checkbox"/> Yes <input type="checkbox"/> No  <i>Please check if yes and a faith-based organization.</i> <input type="checkbox"/> <i>Please check if yes and a grassroots organization.</i> <input type="checkbox"/>		<b>Does your organization maintain a waiting list?</b> <input type="checkbox"/> Yes <input checked="" type="checkbox"/> No  <b>If yes, explain in the narrative section how this list is administered.</b>		

## 2 d. Project Sponsor Information

Please complete Chart 2 for each organization designated or selected to serve as a project sponsor, as defined by CFR 574.3. Use this section to report on organizations involved in the direct delivery of services for client households. These elements address requirements in the Federal Financial Accountability and Transparency Act of 2006 (Public Law 109-282).

**Note:** Please see the definitions for distinctions between project sponsor and subrecipient.

**Note:** If any information does not apply to your organization, please enter N/A.

<b>Project Sponsor Agency Name</b> <b>Nashville CARES</b>		<b>Parent Company Name, if applicable</b> N/A	
<b>Name and Title of Contact at Project Sponsor Agency</b>	Jessica Hoke, Associate Director of Clinical Services		
<b>Email Address</b>	<a href="mailto:jhoke@nashvillecares.org">jhoke@nashvillecares.org</a>		
<b>Business Address</b>	633 Thompson Lane		
<b>City, County, State, Zip,</b>	Nashville, Davidson County, TN, 37204		
<b>Phone Number (with area code)</b>	615-259-4866 ext. 241	NA	N/A
<b>Employer Identification Number (EIN) or Tax Identification Number (TIN)</b>	62-1274532	<b>Fax Number (with area code)</b> 615-467-6762	
<b>DUN &amp; Bradstreet Number (DUNs):</b>	884907478		
<b>Congressional District of Project Sponsor's Business Address</b>	TN #5		
<b>Congressional District(s) of Primary Service Area(s)</b>	TN #7		
<b>City(ies) and County(ies) of Primary Service Area(s)</b>	<b>Cities:</b> Arlington, Big Rock, Dover, Erin, Clarksville, Southside	<b>Counties:</b> Houston, Humphreys, Montgomery, Stewart	
<b>Total HOPWA contract amount for this Organization for the operating year</b>	\$83,200.00  <b>Services Provided:</b> FB-Transitional/Short-term Facilities PHP Application Fees/Misc. Essential Needs PHP 1st Month's Rental Assistance PHP Rental Deposits PHP Utility Deposits SS Medical SS Nutritional Assistance SS Transportation Assistance STRMU Rental Assistance STRMU Mortgage Assistance STRMU Utility Assistance		
<b>Organization's Website Address</b>	<a href="http://www.nashvillecares.org">www.nashvillecares.org</a>		
<b>Is the sponsor a nonprofit organization?</b> <input checked="" type="checkbox"/> Yes <input type="checkbox"/> No  Please check if yes and a faith-based organization. <input type="checkbox"/> Please check if yes and a grassroots organization. <input type="checkbox"/>		<b>Does your organization maintain a waiting list?</b> <input type="checkbox"/> Yes <input checked="" type="checkbox"/> No  <b>If yes, explain in the narrative section how this list is administered.</b>	

## 2 e. Project Sponsor Information

Please complete Chart 2 for each organization designated or selected to serve as a project sponsor, as defined by CFR 574.3. Use this section to report on organizations involved in the direct delivery of services for client households. These elements address requirements in the Federal Financial Accountability and Transparency Act of 2006 (Public Law 109-282).

**Note:** Please see the definitions for distinctions between project sponsor and subrecipient.

**Note:** If any information does not apply to your organization, please enter N/A.

<b>Project Sponsor Agency Name</b>		<b>Parent Company Name, if applicable</b>	
<b>Positively Living</b>		N/A	
<b>Name and Title of Contact at Project Sponsor Agency</b>	Steve Jenkins, Executive Director Leslie Blevins, HOPWA Case Manager		
<b>Email Address</b>	steve@positively-living.org leslie@positively-living.org		
<b>Business Address</b>	1501 East Fifth Ave.		
<b>City, County, State, Zip,</b>	Knoxville, Knox County, TN, 37917		
<b>Phone Number (with area code)</b>	Steve Jenkins 865-525-1540 x 230	Leslie Blevins 865-525-1540x228	N/A N/A
<b>Employer Identification Number (EIN) or Tax Identification Number (TIN)</b>	62-1698383	<b>Fax Number (with area code)</b> 865-525-3772	
<b>DUN &amp; Bradstreet Number (DUNs):</b>	135622459		
<b>Congressional District of Project Sponsor's Business Address</b>	2		
<b>Congressional District(s) of Primary Service Area(s)</b>	2		
<b>City(ies) and County(ies) of Primary Service Area(s)</b>	<b>Cities:</b> Knoxville and surrounding cities.	<b>Counties:</b> Anderson, Blount, Campbell, Claiborne, Cocke, Grainger, Hamblen, Jefferson, Knox, Loudon, Monroe, Morgan, Roane, Scott, Sevier, Union	
<b>Total HOPWA contract amount for this Organization for the operating year</b>	\$296,500.00  <b>Services Provided:</b> PHP Application Fees/Misc. Essential Needs PHP 1st Month's Rental Assistance PHP Rental Deposits PHP Utility Deposits SS Nutritional Assistance SS Transportation Assistance STRMU Rental Assistance STRMU Mortgage Assistance STRMU Utility Assistance TBRA		
<b>Organization's Website Address</b>	<a href="http://www.positively-living.org">www.positively-living.org</a>		
<b>Is the sponsor a nonprofit organization?</b> <input checked="" type="checkbox"/> Yes <input type="checkbox"/> No  Please check if yes and a faith-based organization. <input type="checkbox"/> Please check if yes and a grassroots organization. <input type="checkbox"/>		<b>Does your organization maintain a waiting list?</b> <input type="checkbox"/> Yes <input checked="" type="checkbox"/> No  <b>If yes, explain in the narrative section how this list is administered.</b>	

## 2 f. Project Sponsor Information

Please complete Chart 2 for each organization designated or selected to serve as a project sponsor, as defined by CFR 574.3. Use this section to report on organizations involved in the direct delivery of services for client households. These elements address requirements in the Federal Financial Accountability and Transparency Act of 2006 (Public Law 109-282).

**Note:** Please see the definitions for distinctions between project sponsor and subrecipient.

**Note:** If any information does not apply to your organization, please enter N/A.

<b>Project Sponsor Agency Name</b> <b>Upper Cumberland Human Resource Agency (UCHRA)</b>		<b>Parent Company Name, if applicable</b> N/A	
<b>Name and Title of Contact at Project Sponsor Agency</b>	Belinda Westmorland, Case Manager Specialist II Harrison Young, Program Manager		
<b>Email Address</b>	bwestmoreland@uchra.com hyoung@uchra.com		
<b>Business Address</b>	580 S. Jefferson Ave Suite B		
<b>City, County, State, Zip,</b>	Cookeville, Putnam County, TN, 38504		
<b>Phone Number (with area code)</b>	Belinda Westmorland, Case Manager Specialist II 931-528-1127	Harrison Young Program Manager 931-520-9639	N/A
<b>Employer Identification Number (EIN) or Tax Identification Number (TIN)</b>	62-0906260	<b>Fax Number (with area code)</b> 931-526-8305	
<b>DUN &amp; Bradstreet Number (DUNs):</b>	74891482		
<b>Congressional District of Project Sponsor's Business Address</b>	TN # 7		
<b>Congressional District(s) of Primary Service Area(s)</b>	TN # 7,8		
<b>City(ies) and County(ies) of Primary Service Area(s)</b>	<b>Cities:</b> Woodbury, Celina, Crossville, Smithville, Jamestown, Gainesboro, Lafayette, Livingston, Byrdstown, Cookeville, Carthage, Spencer, McMinnville, Sparta	<b>Counties:</b> Clay, Cumberland, DeKalb, Fentress, Jackson, Overton, Pickett, Putnam, Van Buren, Warren, White	
<b>Total HOPWA contract amount for this Organization for the operating year</b>	\$72,200.00  <b>Services Provided:</b> PHP Application Fees/Misc. Essential Needs PHP 1st Month's Rental Assistance PHP Rental Deposits PHP Utility Deposits SS Nutritional Assistance SS Transportation Assistance STRMU Rental Assistance STRMU Mortgage Assistance STRMU Utility Assistance TBRA		
<b>Organization's Website Address</b>	www.uchra.com		
<b>Is the sponsor a nonprofit organization?</b> <input checked="" type="checkbox"/> Yes <input type="checkbox"/> No  Please check if yes and a faith-based organization. <input type="checkbox"/> Please check if yes and a grassroots organization. <input type="checkbox"/>		<b>Does your organization maintain a waiting list?</b> <input type="checkbox"/> Yes <input checked="" type="checkbox"/> No  <b>If yes, explain in the narrative section how this list is administered.</b>	

## 2 g. Project Sponsor Information

Please complete Chart 2 for each organization designated or selected to serve as a project sponsor, as defined by CFR 574.3. Use this section to report on organizations involved in the direct delivery of services for client households. These elements address requirements in the Federal Financial Accountability and Transparency Act of 2006 (Public Law 109-282).

**Note:** Please see the definitions for distinctions between project sponsor and subrecipient.

**Note:** If any information does not apply to your organization, please enter N/A.

<b>Project Sponsor Agency Name</b> <b>West TN Legal Services (WTLS)</b>		<b>Parent Company Name, if applicable</b> N/A	
<b>Name and Title of Contact at Project Sponsor Agency</b>	Carita Cole, HOPWA Coordinator Teresa Cook, Lead Agency Rep./HOPWA		
<b>Email Address</b>	carita@wtls.org Teresa@wtls.org		
<b>Business Address</b>	210 West Main St.		
<b>City, County, State, Zip,</b>	Jackson, Madison County, TN, 38301		
<b>Phone Number (with area code)</b>	731-426-1326 Yolonda Bateman	731-426-1324 Teresa Cook	N/A
<b>Employer Identification Number (EIN) or Tax Identification Number (TIN)</b>	58-1326791	<b>Fax Number (with area code)</b> 731-422-9079	
<b>DUN &amp; Bradstreet Number (DUNs):</b>	8055269716		
<b>Congressional District of Project Sponsor's Business Address</b>	TN # 8		
<b>Congressional District(s) of Primary Service Area(s)</b>	TN # 7,8		
<b>City(ies) and County(ies) of Primary Service Area(s)</b>	<b>Cities:</b> Camden, Huntington, Henderson, Alamo, Parsons, Dyersburg, Humboldt, Bolivar, Savannah, Brownsville, Lexington, Paris, Tiptonville, Ripley, Jackson, Selmer, Union City, Martin and surrounding cities	<b>Counties:</b> Benton, Carroll, Chester, Crockett, Decatur, Dyer, Gibson, Hardeman, Hardin, Haywood, Henderson, Henry, Lake, Lauderdale, Madison, McNairy, Obion, Weakley	
<b>Total HOPWA contract amount for this Organization for the operating year</b>	\$155,500.00  <b>Services Provided:</b> HIS (Housing Information Systems) PHP 1st Month's Rental Assistance PHP Rental Deposits PHP Utility Deposits STRMU Rental Assistance STRMU Mortgage Assistance STRMU Utility Assistance TBRA		
<b>Organization's Website Address</b>	www.wtls.org		
<b>Is the sponsor a nonprofit organization?</b> <input checked="" type="checkbox"/> Yes <input type="checkbox"/> No  Please check if yes and a faith-based organization. <input type="checkbox"/> Please check if yes and a grassroots organization. <input type="checkbox"/>		<b>Does your organization maintain a waiting list?</b> <input type="checkbox"/> Yes <input checked="" type="checkbox"/> No  <b>If yes, explain in the narrative section how this list is administered.</b>	

## 5. Grantee Narrative and Performance Assessment

### a. Grantee and Community Overview

Provide a one to three page narrative summarizing major achievements and highlights that were proposed and completed during the program year. Include a brief description of the grant organization, area of service, the name(s) of the program contact(s), and an overview of the range/type of housing activities provided. This overview may be used for public information, including posting on HUD's website. *Note: Text fields are expandable.*

During the U.S. Department of Housing and Urban Development (HUD) federal fiscal year (FFY) 2017 (Oct 1- Sept. 30<sup>th</sup>); which is our Tennessee (TN) State Fiscal year (SFY) 2018 (July 1 -June 30). The State of Tennessee Department of Health (TDH), Communicable and Environmental Diseases and Emergency Preparedness (CEDEP) HIV/STD/Viral Hepatitis Program received \$1,097,514.00 in formula based Housing Opportunities for Persons with AIDS (HOPWA) formula funds from HUD.

HOPWA Program funds were administered to the following seven (7) Project Sponsors listed in the table below. Project Sponsor regions cover 79 counties in the State not covered by the HOPWA Eligible Metropolitan Statistical Area (EMSA) entitlements (Nashville EMSA and Memphis EMSA).

7 Project Sponsors + State of TN	Agency	Counties Served	Award Amount
<b>South East Region</b>	Cempa Community Services/Chattanooga CARES <a href="http://www.chattanoogacares.org">www.chattanoogacares.org</a> <a href="http://www.Cempa.org">www.Cempa.org</a>	(11) Bledsoe, Bradley, Franklin, Grundy, Hamilton, Marion, McMinn, Meigs, Polk, Rhea, Sequatchie	\$252,400.00
<b>South Central Region</b>	Columbia CARES <a href="http://www.columbiacares.org">www.columbiacares.org</a>	(11) Bedford, Coffee, Giles, Lawrence, Lewis, Lincoln, Marshall, Maury, Moore, Perry, Wayne	\$111,100.00
<b>North East Region</b>	Frontier Health- HOPE for TN <a href="http://www.frontierhealth.org">www.frontierhealth.org</a>	(8) Carter, Greene, Hancock, Hawkins, Johnson, Sullivan, Unicoi, Washington	\$118,000.00
<b>East TN Region</b>	Positively Living <a href="http://www.positively-living.org">www.positively-living.org</a>	(16) Anderson, Blount, Campbell, Claiborne, Cocke, Grainger, Hamblen, Jefferson, Knox, Loudon, Monroe, Morgan, Roane, Scott, Sevier, Union	\$296,500.00
<b>Mid-Cumberland</b>	Nashville CARES <a href="http://www.nashvillecares.org">www.nashvillecares.org</a>	(4) Houston, Humphreys, Montgomery, Stewart	\$83,200.00
<b>Upper Cumberland Region</b>	Upper Cumberland Human Resources (UCHRA) <a href="http://www.uchra.com">www.uchra.com</a>	(11) Clay, Cumberland, DeKalb, Fentress, Jackson, Overton, Pickett, Putnam, Van Buren, Warren, White	\$72,200.00
<b>West Tennessee Region</b>	West Tennessee Legal Services (WTLS) <a href="http://www.wtls.org">www.wtls.org</a>	(18) Benton, Carroll, Chester, Crockett, Decatur, Dyer, Gibson, Hardeman, Hardin, Haywood, Henderson, Henry, Lake, Lauderdale, Madison, McNairy, Obion, Weakley	\$155,500.00
<b>Total Award Disseminated to Project Sponsors</b>	<b>7 Project Sponsors Across the State of TN</b>	<b>NA</b>	<b>\$1,088,900.00</b>
<b>State of TN- Department of Health</b>	State of TN Department of Health <a href="mailto:Trang.wadsworth@tn.gov">Trang.wadsworth@tn.gov</a>	NA	\$8,614.00 (Admin)
<b>Total Award FFY 2017 SFY 2018 (7/1/2017 to 6/30/2018)</b>	State of TN Department of Health <a href="mailto:Trang.wadsworth@tn.gov">Trang.wadsworth@tn.gov</a>	79 Counties Served Across the State of TN	<b>\$1,097,514.00</b>

The Department of Housing and Urban Development (HUD) HOPWA program funds are available to qualified local governments and nonprofit organizations who demonstrated the capability and capacity to deliver short-term rent, mortgage and utility assistance (STRMU), facility based transitional/short term facility (Hotel/Motel Emergency Shelter Voucher), tenant based rental assistance (TBRA), supportive services (SS) such as nutritional, transportation, mental health assistance and medical assistance (i.e. glasses, wheelchairs) services, permanent housing placement (PHP) services, case management (CM) services and housing information services (HIS) in the State of Tennessee for persons impacted by HIV/AIDS threatened with homelessness.



Community networks continue to be strongly encouraged in order to adequately address the needs of each community in the 7 project sponsor regions. Each region of the state is unique and has its own unique challenges; reflecting each project sponsors available HOPWA specific services and funding allocations to specific assistance to individuals in their region. The project sponsors are dedicated to educating their clients' about budgets, HOPWA housing guidelines, housing rights (leases), fair housing, housing opportunities in their community and assisting clients' in obtaining gainful employment by providing resources such as computer access, internet access, phone access, education materials and resources to develop resumes, completing job applications and developing interview skills through ongoing classes and educational newsletters. Additional information regarding each Project Sponsor including a brief description of the grant organization, area of service, the name(s) of the program contact(s), and an overview of the range/type of housing activities provided is listed above on pages 2-9 of this report.

Once HOPWA funds have been awarded to a Project Sponsor, the State provides grant management oversight, which include group and individual agency technical assistance (TA), monthly project sponsor conference calls, written feedback to all quarterly CAPER reports and accomplishments, trainings via webinar, HUD exchange, statewide meetings bi-annually, local and out of state housing conferences as well as fiscal and programmatic monitoring of each HOPWA funded agency annually. In FY 2017-2018 the State of Tennessee conducted monitoring visits and provided technical assistance for the HOPWA Program to all of the seven project sponsors to assist each organization to maintain full compliance with HUD regulations. SFY 2017-2018 major achievements, outputs, and outcomes accessed, coordination and TA highlights are listed and explained below in their respective categories.

#### **b. Annual Performance under the Action Plan**

Provide a narrative addressing each of the following four items:

**1. Outputs Reported.** Describe significant accomplishments or challenges in achieving the number of housing units supported and the number households assisted with HOPWA funds during this operating year compared to plans for this assistance, as approved in the Consolidated Plan/Action Plan. Describe how HOPWA funds were distributed during your program year among different categories of housing and geographic areas to address needs throughout the grant service area, consistent with approved plans.

During this contract year SFY 2017-2018, of the \$1,097,514.00 HOPWA program funds available, The State of Tennessee Department of Health who administers the grant drew down less than 3% of administrative cost totaling \$8614.00. \$1,088,900.00 was distributed to 7 project sponsors to provide direct HOPWA services. The following is a breakdown of the HOPWA services delivered.

Short-term Rent, Mortgage or Utility payments (STRMU): 469 households were served totaling \$558,233.27.

Tenant Based Rental Assistance: 14 households were served totaling \$82,631.79

Transitional Short term Facilities (Hotel/Motel Voucher): 12 households were served totaling \$21,712.03

Permanent Housing Placement (PHP): 102 households were served totaling \$121,066.23

Supportive Services (SS): 590 Households were served totaling \$193,859.25

Housing information Services (HIS): 40 households served totaling \$3,710.42

State Administration: Totaling \$8,614.00

Project Sponsor Administration/Indirect cost: Totaling \$46,330.46

Total Draw for SFY 2018-FFY 2017: Totaling \$1,036,157.45

The HOPWA CAPER table 'PART 3: Accomplishment Data / 1. HOPWA Performance Planned Goal and Actual Outputs', shows data on the number of households (consisting of one or more persons with HIV/AIDS) that received Housing and/or services using HOPWA funds during Federal Fiscal Year (FFY) 2017 or State Fiscal Year (SFY) 2018 and a comparison to planned actions, as approved in the Consolidated Plan Annual Action Plan for this operating year. In the Annual Action Plan for this reporting period, the State proposed that the following number of households consisting of one or more persons with HIV/AIDS would receive HOPWA-funded housing assistance: 400 households to receive HOPWA STRMU assistance, 400 households to receiving Supportive Services, 2 households to receive tenant based housing assistance and 77 households would receive Permanent housing assistance. To conclude; of the States \$1,097,514.00 available funds, project sponsors drew down \$981,212.99 for direct program delivery, \$46,330.46 in project sponsor administrative cost and \$8614.00 in State administration cost bringing the total amount of HOPWA funds expended during FFY 2017/SFY 2018 to \$1,036,157.45. The State of Tennessee intends to request a "request forward" of remaining funds from FFY 2017 of \$61,356.55 from U.S.

Department of Housing and Urban Development (HUD) to spend in FFY 2018/SFY 2019 to increase the States tenant based rental assistance services (TBRA).

**2. Outcomes Assessed.** Assess your program's success in enabling HOPWA beneficiaries to establish and/or better maintain a stable living environment in housing that is safe, decent, and sanitary, and improve access to care. Compare current year results to baseline results for clients'. Describe how program activities/projects contributed to meeting stated goals. If program did not achieve expected targets, please describe how your program plans to address challenges in program implementation and the steps currently being taken to achieve goals in next operating year. If your program exceeded program targets, please describe strategies the program utilized and how those contributed to program successes.

During this reporting period (FFY 2017/SFY 2018), using the Program Sponsors data sets on housing stability, project sponsors were able to report the percentage of clients' in stable housing at the end of the operating year by type of housing assistance.

**Goal Outcome 1:** 15 households to be served with tenant based rental assistance (TBRA).

**Result Outcome 1:** 14 households (93%) received TBRA assistance resulting in housing stability, independence and self-sufficiency and was able to stay on budget and achieve additional personal goals (i.e. continuing education toward a skill and the ability to save money for emergency needs). 1 client was not able to access the program in the SFY due to lack of available housing to enter the program.

**Goal Outcome 2:** 11 households to be served with transitional short-term facility based (hotel/motel vouchers/ FB).

**Result Outcome 2:** 14 households (109%) received transitional short-term facility based assistance (hotel/motel voucher) resulting in housing stability, until permanent housing services could be available.

**Goal Outcome 3:** 486 households to be served with short-term rent/utility assistance (STRMU). assistance.

**Result Outcome 3:** 469 (97%) received STRMU assistance thus maintaining their housing stability, independence and self-sufficiency. The implementation of the TBRA program this SFY resulted in providing less temporary assistance to 14 clients' for STRMU assistance as they entered into the more stable TBRA rental assistance program to meet their housing and personal goals.

**Goal Outcome 4:** 76 households to be served with permanent housing placement services (PHP).

**Result Outcome 4:** 102 households (134%) received PHP services (application fee rent/utility deposits and/or first month rent) will maintain or increase their housing stability, independence or self-sufficiency through payment of deposits to secure safe, affordable and independent housing for homeless individuals or individuals in unaffordable or unsafe housing. The cost to deliver PHP a service in TN continues to rise for the following reasons thus making the cost slightly above the national average. 1.Higher cost of housing in our area especially in Chattanooga and Knox Co. 2.The cost of doing HQS inspections and the cost to have two staff (safety reasons) do home visits. 3. Travel to rural communities' costs (round trip) and 4. The cost of utility deposits is rising for our clients with very poor credit.

**Goal Outcome 5:** 40 households to be served housing information services (HIS).

**Result Outcome 5:** 40 households (100%) received HIS to locate housing in their community.

**Goal Outcome 6:** 570 households to be served supportive services (SS).

**Result Outcome 6:** 590 (104%) received SS to maintain or increase their housing stability, independence or self-sufficiency.

**3. Coordination.** Report on program coordination with other mainstream housing and supportive services resources, including the use of committed leveraging from other public and private sources that helped to address needs for eligible persons identified in the Consolidated Plan/Strategic Plan.

Locally, project sponsors continuously collaborate and work closely with other mainstream service providers, local public health district clinics; community based mental health and substance abuse service providers, Veterans Affairs, local housing authorities, landlords, other housing nonprofits, homeless coalitions, other community organizations such as legal aid services and Ryan White Consortiums in their communities in an effort to utilize community resources to assist serving program clients'. Many report good relationships with local Economic Development Departments in their jurisdiction where some are recipients of continuum of care project grants in addition to local Community Development Block Grant funding for supportive services. Sponsors work with clients' to ensure they are connected with any main stream benefits for which they might qualify, including SSI/SSDI and Medicare/Medicaid and to ensure seamless delivery of care. The HOPWA funded providers are responsible for maintaining on-going relationships with appropriate housing, employment, health and practical resource providers in each of the individual counties served, in order to maximize client access to and use of existing mainstream resources and to maintain stability of housing and health. In addition, project sponsors participate in housing coordination meetings in the region, including the Continuum of Care (CoC) meetings. Participation in the CoC and Homeless Coalition allows for building referral relationships with area providers, as well as building service relationships to increase awareness of area resources.

**4. Technical Assistance.** Describe any program technical assistance needs and how they would benefit program beneficiaries.

The State of Tennessee HIV/STD/Viral Hepatitis Program future technical assistance (TA) needs would be program expansion, HOPWA program assessment, and possible implementation of Housing Management Information Systems (HMIS) statewide as well as information and training regarding use of existing and/or expanded Medicaid funding for housing related cost. PLWHA at times need medical supportive living environments, training on how Medicaid can be used as a resource to pay for such housing options could benefit the population served. As always, we appreciate TA opportunities and the expertise of Cloudburst Group and Collaborative Solutions, Inc., and HUD staff as we work with sponsors to improve our efforts and program outcomes.

**c. Barriers and Trends Overview**

Provide a narrative addressing items 1 through 3. Explain how barriers and trends affected your program's ability to achieve the objectives and outcomes discussed in the previous section.

1. Describe any barriers (including regulatory and non-regulatory) encountered in the administration or implementation of the HOPWA program, how they affected your program's ability to achieve the objectives and outcomes discussed, and, actions taken in response to barriers, and recommendations for program improvement. Provide an explanation for each barrier selected.

The State's project sponsors continue to report that a lack of safe, affordable housing remains a barrier when trying to find housing for disabled participants who are striving to become more independent on a fixed income. Housing stock in the rural areas is often inadequate. Locating affordable housing can be a challenge for PLWHA; subsidized housing options are limited in most counties service is provided in. Because of the limited amount of affordable housing in Tennessee, housing stability is delayed as the search for housing is prolonged. Despite the increase in the numbers of people who seem to be in need of emergency housing, the availability of emergency housing had not increased. For limited units that are available, often PLWHA rental history can impact their ability to secure necessary housing. Sponsors continue to work with local housing authorities and other community providers of social services to stay aware of affordable housing options. In addition, a large barrier is employment options for our clients' employment retention especially for clients' who are on SSI/SSD and ethnic and minority populations.

<input checked="" type="checkbox"/> HOPWA/HUD Regulations	<input type="checkbox"/> Planning	<input checked="" type="checkbox"/> Housing Availability	<input checked="" type="checkbox"/> Rent Determination and Fair Market Rents
<input type="checkbox"/> Discrimination/Confidentiality	<input checked="" type="checkbox"/> Multiple Diagnoses	<input checked="" type="checkbox"/> Eligibility	<input type="checkbox"/> Technical Assistance or Training
<input type="checkbox"/> Supportive Services	<input checked="" type="checkbox"/> Credit History	<input checked="" type="checkbox"/> Rental History	<input checked="" type="checkbox"/> Criminal Justice History
<input type="checkbox"/> Housing Affordability	<input checked="" type="checkbox"/> Geography/Rural Access	<input type="checkbox"/> Other, please explain further	

Complicating the issue of affordable and available housing, sponsors report that it continues to be difficult to find transportation options in rural areas, which in turn is a barrier for many consumers in finding and maintaining employment as well as accessing care. Recognizing limited rural resources, the HOPWA case manager focuses specific attention on reaching clients' who reside in rural to extreme rural counties to address housing stability needs. Extreme rural is defined as a county non-contiguous or a county where a client resides who must travel more than 50 miles to his/her medical provider. Many times clients' in extreme rural areas may assume services are not available to them because of their geographic location. However, through proactive case management we strive to reduce access barriers for clients' living in an extreme rural community. Our HOPWA case manager maintains familiarity with community resources and more importantly the lack of resources in our rural communities in order to have a clearer perspective of how the State of Tennessee HOPWA program can bridge a gap in services. The rural nature of these communities makes access to mainstream resources such as public transportation very limited. Limited access to transportation can and does impact housing choices in the community. Sponsors work to enhance transportation options through continuing to provide limited gas assistance through the gas voucher program, HOPWA supportive services activities and with leverage funds. Credit histories, criminal backgrounds or history of substance abuse make it even more difficult to obtain housing from landlords and Public Housing Authorities

Employment and earned income options at times is limited impacting people living with HIV/AIDS (PLWHA) ability to achieve self-sufficiency that can be maintained over a long period of time. Transportation barriers exist throughout the region due to limited public transportation and cost associated with owning and operating a vehicle. Without adequate transportation infrastructure PLWHA living in ex-urban and rural areas struggle to get to employment opportunities that are often located in the more urban areas of the region. It remains difficult for consumers with criminal histories to obtain employment.

Sponsors report that some property owners will not rent to anyone with a poor credit history or previous eviction, and clients' with no credit history sometimes face property owners and subsidized properties with a reluctance to accept the client as a tenant. Sponsors also report a shortage of available drug treatment programs in rural areas. Many of the rural counties continue to experience large amounts of unemployment and a large number of people with poor health who live in poverty. Some consumers on disability are not capable of working to supplement their benefits. Some of those consumers have chronic health conditions, or their physical health has deteriorated to a point where employment is not an option. The waiting list for public housing in the counties served is sometimes two to three years. Further, Section 8 vouchers are few and difficult to obtain, and consumers with a criminal history are unable to access public housing. Sponsors reported that consumers with multiple diagnoses remain a challenge to their agency and that getting their clients' physical health stabilized is often easier to achieve than stabilizing their mental health and substance abuse. Project sponsors report in rural areas that many clients' still face discrimination associated with having HIV/AIDS in the workplace, in housing, and with family. Several sponsors reported an inability to serve some households with emergency assistance under STRMU due to limits in the regulations. Sponsors reported that some clients' were turned away due to presenting with emergencies that were not directly related to acute medical issues. They reported that for many disabled clients' who are not able to increase their income, the ability to provide short-term emergency assistance for other emergencies could help them stabilize households. Through strong collaborations with the State's regional Health Districts, Health Departments, traditional service providers, utility companies, and landlords, agencies continue to be able to assist some consumers in maintaining long-term housing goals as well as coordinate mainstream services throughout the State.

Many clients' of whom we serve have multiple diagnoses including mental health issues. These mental health issues often impact decision-making skills which directly affect credit history, criminal justice history, and rental history.

Further limiting, project sponsors continue to see an increase in the number of domestic violence incidences within our populations especially those in the MSM community. Currently, our area has no domestic violence shelters that support men. Affordable housing continues to be an issue for this population. Transitional housing would help alleviate these concerns. Transitional housing would allow clients' an opportunity to seek gainful employment and allow time to seek additional housing.

2. Describe any trends in the community that may affect the way in which the needs of persons living with HIV/AIDS are being addressed, and provide any other information important to the future provision of services to this population.

The State of TN has experienced a trend over the past five years of an increase in new clients' referred for services. Also, we are beginning to see a trend of more clients' living in extended households which increases the number of beneficiaries. Project sponsors are finding it impossible to find affordable housing and or landlords willing to except

fair market rent. In many regions of our state, there is a waiting list of up to 2 years for Section 8 vouchers as well as subsidized housing. The lack of section 8 housing is also an issue for our clients' who need more than STRMU can offer for housing stability. Our clients' are spending more than 30% of their income on housing. We continue to work with our local housing authorities and other community providers to stay aware of affordable housing options.

Housing opportunities for newly released inmates has become a serious problem because they are not eligible for many programs. It is estimated that 1,600 prisoners are released daily from prisons all over the country with 30-50% being homeless upon release. Ex-prisoners face the same problems as others looking for housing coupled with the problems of having a criminal background. One problem that is unique to newly released inmates is that most subsidized housing programs have screening processes in place which limit their housing choices, such as criminal background checks or restrictions on neighborhoods close to schools and child care centers.

Lastly, the need for facility based services is greatly needed for clients' who are in need of additional daily support. The Dept. of Health is working with various other State agencies to update the statewide plan on homelessness and address other avenues to provide additional support to this population who may be dealing with mental health issues, substance abuse issues and other medical issues resulting in loss of housing or risk of losing housing.

3. Identify any evaluations, studies, or other assessments of the HOPWA program that are available to the public.

- a. HUD White paper published November 2014; "Connection between Housing and Improved Outcomes along with HIV Care Continuum".
- b. National HIV/AIDS Strategy (NHAS) published July 13, 2010; "Nation's first-ever comprehensive coordination HIV/AIDS roadmap with clear and measurable targeted to be achieved by 2015".
- c. Opening Doors Federal Strategic Plan to Prevent and End Homelessness published 2010.
- d. Effect of HIV Housing Services on Engagement in Care and Treatment, New York City, 2011

**End of PART 1**

## PART 2: Sources of Leveraging and Program Income

### 1. Sources of Leveraging

Report the source(s) of cash or in-kind leveraged federal, state, local or private resources identified in the Consolidated or Annual Plan and used in the delivery of the HOPWA program and the amount of leveraged dollars. In Column [1], identify the type of leveraging. Some common sources of leveraged funds have been provided as a reference point. You may add Rows as necessary to report all sources of leveraged funds. Include Resident Rent payments paid by clients' directly to private landlords. Do NOT include rents paid directly to a HOPWA program as this will be reported in the next section. In Column [2] report the amount of leveraged funds expended during the operating year. Use Column [3] to provide some detail about the type of leveraged contribution (e.g., case management services or clothing donations). In Column [4], check the appropriate box to indicate whether the leveraged contribution was a housing subsidy assistance or another form of support.

**Note:** Be sure to report on the number of households supported with these leveraged funds in Part 3, Chart 1, Column d.

#### A. Source of Leveraging Chart

[1] Source of Leveraging	[2] Amount of Leveraged Funds	[3] Type of Contribution	[4] Housing Subsidy Assistance or Other Support
Public Funding			
Ryan White-Housing Assistance	\$45,392.91	Non HOPWA Housing, STRMU/PHP /Emergency Housing	<input checked="" type="checkbox"/> Housing Subsidy Assistance <input type="checkbox"/> Other Support
Ryan White-Other:	\$240,224.03	Case Mgt. Assistance, Dental, Nutrition & Transportation	<input type="checkbox"/> Housing Subsidy Assistance <input checked="" type="checkbox"/> Other Support
Housing Choice Voucher Program			<input type="checkbox"/> Housing Subsidy Assistance <input type="checkbox"/> Other Support
Low Income Housing Tax Credit			<input type="checkbox"/> Housing Subsidy Assistance <input type="checkbox"/> Other Support
HOME			<input type="checkbox"/> Housing Subsidy Assistance <input type="checkbox"/> Other Support
Shelter Plus Care			<input type="checkbox"/> Housing Subsidy Assistance <input type="checkbox"/> Other Support
Emergency Solutions Grant			<input type="checkbox"/> Housing Subsidy Assistance <input type="checkbox"/> Other Support
Other Public: City of Knoxville	\$8,000.00	Nutrition/ Personal items	<input type="checkbox"/> Housing Subsidy Assistance <input checked="" type="checkbox"/> Other Support
Other Public: Central Bearden Baptist Church & Commodities	\$1,300.00	Client Assistance 1st month rent/deposit	<input checked="" type="checkbox"/> Housing Subsidy Assistance <input type="checkbox"/> Other Support
Other Public: UCHRA Commodities Program	\$1,600.00	Nutrition	<input type="checkbox"/> Housing Subsidy Assistance <input checked="" type="checkbox"/> Other Support
Other Public: UCHRA LIHEAP Program	\$6,000.00	Utility Assistance	<input checked="" type="checkbox"/> Housing Subsidy Assistance <input type="checkbox"/> Other Support
Other Public: United Way of Maury County	\$7,700.00	Agency occupancy	<input type="checkbox"/> Housing Subsidy Assistance

			<input checked="" type="checkbox"/> Other Support
Other Public: City of Columbia	\$3,000.00	Agency Utility	<input type="checkbox"/> Housing Subsidy Assistance <input checked="" type="checkbox"/> Other Support
Private Funding			
Grants– Broadway Cares/Equity Fights AIDS Columbia and Nashville	\$1,500.00	Client Assistance transportation	<input type="checkbox"/> Housing Subsidy Assistance <input checked="" type="checkbox"/> Other Support
In-kind Resources:			<input type="checkbox"/> Housing Subsidy Assistance <input checked="" type="checkbox"/> Other Support
Other Private:			<input checked="" type="checkbox"/> Housing Subsidy Assistance <input type="checkbox"/> Other Support
Other Private:			<input type="checkbox"/> Housing Subsidy Assistance <input checked="" type="checkbox"/> Other Support
Other Private: Conductors	\$3,800.00	PHP/STRMU	<input checked="" type="checkbox"/> Housing Subsidy Assistance <input type="checkbox"/> Other Support
Other Private: Donations	\$2,300.00	Rent rears	<input checked="" type="checkbox"/> Housing Subsidy Assistance <input type="checkbox"/> Other Support
Other Funding			
Grantee/Project Sponsor/Sub recipient (Agency) Cash			<input type="checkbox"/> Housing Subsidy Assistance <input checked="" type="checkbox"/> Other Support
Resident Rent Payments by Client to Private Landlord			
<b>TOTAL (Sum of all Rows)</b>	<b>\$320,816.94</b>		

## 2. Program Income and Resident Rent Payments

In Section 2, Chart A, report the total amount of program income and resident rent payments directly generated from the use of HOPWA funds, including repayments. Include resident rent payments collected or paid directly to the HOPWA program. Do NOT include payments made directly from a client household to a private landlord.

**Note:** Please see report directions section for definition of program income. (Additional information on program income is available in the HOPWA Grantee Oversight Resource Guide).

### A. Total Amount Program Income and Resident Rent Payment Collected During the Operating Year

Program Income and Resident Rent Payments Collected		Total Amount of Program Income (for this operating year)
1.	Program income (e.g. repayments)	\$0.00
2.	Resident Rent Payments made directly to HOPWA Program	\$0.00
3.	<b>Total Program Income and Resident Rent Payments (Sum of Rows 1 and 2)</b>	\$0.00

### B. Program Income and Resident Rent Payments Expended To Assist HOPWA Households

In Chart B, report on the total program income and resident rent payments (as reported above in Chart A) expended during the operating year. Use Row 1 to report Program Income and Resident Rent Payments expended on Housing Subsidy Assistance Programs (i.e., TBRA, STRMU, PHP, Master Leased Units, and Facility-Based Housing). Use Row 2 to report on the Program Income and Resident Rent Payment expended on Supportive Services and other non-direct Housing Costs.

Program Income and Resident Rent Payment Expended on HOPWA programs		Total Amount of Program Income Expended (for this operating year)
1.	Program Income and Resident Rent Payment Expended on Housing Subsidy Assistance costs	\$0.00
2.	Program Income and Resident Rent Payment Expended on Supportive Services and other non-direct housing costs	\$0.00
3.	<b>Total Program Income Expended (Sum of Rows 1 and 2)</b>	\$0.00

**End of PART 2**



### PART 3: Accomplishment Data Planned Goal and Actual Outputs

In Chart 1, enter performance information (goals and actual outputs) for all activities undertaken during the operating year supported with HOPWA funds. Performance is measured by the number of households and units of housing that were supported with HOPWA or other federal, state, local, or private funds for the purposes of providing housing assistance and support to persons living with HIV/AIDS and their families.

#### 1. HOPWA Performance Planned Goal and Actual Outputs

	<b>HOPWA Performance Planned Goal and Actual</b>	<b>[1] Output: Households</b>				<b>[2] Output: Funding</b>	
		<b>HOPWA Assistance</b>		<b>Leveraged Households</b>		<b>HOPWA Funds</b>	
		a.	b.	c.	d.	e.	f.
		Goal	Actual	Goal	Actual	HOPWA Budget	HOPWA Actual
	<b>HOPWA Housing Subsidy Assistance</b>	<b>[1] Output: Households</b>				<b>[2] Output: Funding</b>	
1.	Tenant-Based Rental Assistance	15	14	3	2	\$61,455.00	\$82,631.79
2a.	<b>Permanent Housing Facilities:</b> Received Operating Subsidies/Leased units (Households Served)						
2b.	<b>Transitional/Short-term Facilities:</b> Received Operating Subsidies/Leased units (Households Served) (Households Served)	11	12	0	1	\$7,000	\$21,712.03
3a.	<b>Permanent Housing Facilities:</b> Capital Development Projects placed in service during the operating year (Households Served)						
3b.	<b>Transitional/Short-term Facilities:</b> Capital Development Projects placed in service during the operating year (Households Served)						
4.	Short-Term Rent, Mortgage and Utility Assistance	486	469	99	85	\$576,524.39	\$558,233.27
5.	Permanent Housing Placement Services	76	102	15	10	\$118,499.36	\$121,066.23
6.	Adjustments for duplication (subtract)	116	128	0	4		
7.	<b>Total HOPWA Housing Subsidy Assistance</b> (Columns a – d equal the sum of Rows 1-5 minus Row 6; Columns e and f equal the sum of Rows 1-5)	472	469	117	94	\$763,478.75	\$783,643.32
	<b>Housing Development (Construction and Stewardship of facility based housing)</b>	<b>[1] Output: Housing Units</b>				<b>[2] Output: Funding</b>	
8.	Facility-based units; Capital Development Projects not yet opened (Housing Units)						
9.	Stewardship Units subject to 3- or 10- year use agreements						
10.	<b>Total Housing Developed</b> (Sum of Rows 8 & 9)						
	<b>Supportive Services</b>	<b>[1] Output: Households</b>				<b>[2] Output: Funding</b>	
11a.	Supportive Services provided by project sponsors that also delivered HOPWA housing subsidy assistance	570	590			\$251,870.00	\$193,859.25
11b.	Supportive Services provided by project sponsors that only provided supportive services.						
12.	Adjustment for duplication (subtract)						
13.	<b>Total Supportive Services</b> (Columns a – d equals the sum of Rows 11 a & b minus Row 12; Columns e and f equal the sum of Rows 11a & 11b)	570	590			\$251,870.00	\$193,859.25
	<b>Housing Information Services</b>	<b>[1] Output: Households</b>				<b>[2] Output: Funding</b>	
14.	Housing Information Services	40	40			\$6,051.25	\$3,710.42
15.	<b>Total Housing Information Services</b>	40	40			\$6,051.25	\$3,710.42

Grant Administration and Other Activities		[1] Output: Households				[2] Output: Funding	
16.	Resource Identification to establish, coordinate and develop housing assistance resources						
17.	Technical Assistance (if approved in grant agreement)						
18.	Grantee Administration (maximum 3% of total HOPWA grant)					\$20,914.00	\$8,614.00
19.	Project Sponsor Administration (maximum 7% of portion of HOPWA grant awarded)					\$55,200.00	\$46,330.46
20.	<b>Total Grant Administration and Other Activities (Sum of Rows 16 – 19)</b>					\$76,114.00	\$54,944.46
Total Expended						[2] Outputs: HOPWA Funds Expended	
						Budget	Actual
21.	<b>Total Expenditures for operating year (Sum of Rows 7, 10, 13, 15, and 20)</b>					\$1,097,514.00	\$1,036,157.45

## 2. Listing of Supportive Services

Report on the households served and use of HOPWA funds for all supportive services. Do NOT report on supportive services leveraged with non-HOPWA funds.

**Data check:** Total unduplicated households and expenditures reported in Row 17 equal totals reported in Part 3, Chart 1, Row 13.

Supportive Services		[1] Output: Number of <u>Households</u>	[2] Output: Amount of HOPWA Funds Expended
1.	Adult day care and personal assistance	0	\$0.00
2.	Alcohol and drug abuse services	0	\$0.00
3.	Case management	590	\$108,658.49
4.	Child care and other child services	0	\$0.00
5.	Education	0	\$0.00
6.	Employment assistance and training	0	\$0.00
7.	Health/medical/intensive care services, if approved Note: Client records must conform with 24 CFR §574.310	1	\$497.29
8.	Legal services	0	\$0.00
9.	Life skills management (outside of case management)	0	\$0.00
10.	Meals/nutritional services	342	\$41,039.14
11.	Mental health services	6	\$232.59
12.	Outreach	0	\$0.00
13.	Transportation	289	\$43,431.74
14.	Other Activity (if approved in grant agreement). Specify:	0	\$0.00
15.	<b>Sub-Total Households receiving Supportive Services (Sum of Rows 1-14)</b>	1228	
16.	<b>Adjustment for Duplication (subtract)</b>	638	
17.	<b>TOTAL Unduplicated Households receiving Supportive Services (Column [1] equals Row 15 minus Row 16; Column [2] equals sum of Rows 1-14)</b>	590	\$193,859.25

### 3. Short-Term Rent, Mortgage and Utility Assistance (STRMU) Summary

In Row a, enter the total number of households served and the amount of HOPWA funds expended on Short-Term Rent, Mortgage and Utility (STRMU) Assistance. In Row b, enter the total number of STRMU-assisted households that received assistance with mortgage costs only (no utility costs) and the amount expended assisting these households. In Row c, enter the total number of STRMU-assisted households that received assistance with both mortgage and utility costs and the amount expended assisting these households. In Row d, enter the total number of STRMU-assisted households that received assistance with rental costs only (no utility costs) and the amount expended assisting these households. In Row e, enter the total number of STRMU-assisted households that received assistance with both rental and utility costs and the amount expended assisting these households. In Row f, enter the total number of STRMU-assisted households that received assistance with utility costs only (not including rent or mortgage costs) and the amount expended assisting these households. In row g, report the amount of STRMU funds expended to support direct program costs such as program operation staff.

**Data Check:** The total households reported as served with STRMU in Row a, column [1] and the total amount of HOPWA funds reported as expended in Row a, column [2] equals the household and expenditure total reported for STRMU in Part 3, Chart 1, Row 4, Columns b and f, respectively.

**Data Check:** The total number of households reported in Column [1], Rows b, c, d, e, and f equal the total number of STRMU households reported in Column [1], Row a. The total amount reported as expended in Column [2], Rows b, c, d, e, f, and g. equal the total amount of STRMU expenditures reported in Column [2], Row a.

Housing Subsidy Assistance Categories (STRMU)		[1] Output: Number of <u>Households Served</u>	[2] Output: Total HOPWA Funds Expended on STRMU during Operating Year
a.	Total Short-term mortgage, rent and/or utility (STRMU) assistance	469	\$558,233.27
b.	Of the total STRMU reported on Row a, total who received assistance with mortgage costs ONLY.	28	\$32,829.07
c.	Of the total STRMU reported on Row a, total who received assistance with mortgage and utility costs.	7	\$17,517.99
d.	Of the total STRMU reported on Row a, total who received assistance with rental costs ONLY.	247	\$234,386.66
e.	Of the total STRMU reported on Row a, total who received assistance with rental and utility costs.	29	\$40,673.37
f.	Of the total STRMU reported on Row a, total who received assistance with utility costs ONLY.	158	\$66,200.95
g.	Direct program delivery costs (e.g., program operations staff time)		\$166,625.23

**End of PART 3**

## Part 4: Summary of Performance Outcomes

In Column [1], report the total number of eligible households that received HOPWA housing subsidy assistance, by type. In Column [2], enter the number of households that continued to access each type of housing subsidy assistance into next operating year. In Column [3], report the housing status of all households that exited the program.

**Data Check:** The sum of Columns [2] (Number of Households Continuing) and [3] (Exited Households) equals the total reported in Column[1].

**Note:** Refer to the housing stability codes that appear in Part 5: Worksheet - Determining Housing Stability Outcomes.

### Section 1. Housing Stability: Assessment of Client Outcomes on Maintaining Housing Stability (Permanent Housing and Related Facilities)

#### A. Permanent Housing Subsidy Assistance

	[1] Output: Total Number of Households Served	[2] Assessment: Number of Households that Continued Receiving HOPWA Housing Subsidy Assistance into the Next Operating Year	[3] Assessment: Number of Households that exited this HOPWA Program; their Housing Status after Exiting		[4] HOPWA Client Outcomes
Tenant-Based Rental Assistance	14	14	1 Emergency Shelter/Streets	0	Unstable Arrangements
			2 Temporary Housing	0	Temporarily Stable, with Reduced Risk of Homelessness
			3 Private Housing	0	Stable/Permanent Housing (PH)
			4 Other HOPWA	0	
			5 Other Subsidy	0	
			6 Institution	0	
			7 Jail/Prison	0	Unstable Arrangements
			8 Disconnected/Unknown	0	
			9 Death	0	Life Event
Permanent Supportive Housing Facilities/ Units	N/A	N/A	1 Emergency Shelter/Streets		Unstable Arrangements
			2 Temporary Housing		Temporarily Stable, with Reduced Risk of Homelessness
			3 Private Housing		Stable/Permanent Housing (PH)
			4 Other HOPWA		
			5 Other Subsidy		
			6 Institution		
			7 Jail/Prison		Unstable Arrangements
			8 Disconnected/Unknown		
			9 Death		Life Event

#### B. Transitional Housing Assistance

	[1] Output: Total Number of Households Served	[2] Assessment: Number of Households that Continued Receiving HOPWA Housing Subsidy Assistance into the Next Operating Year	[3] Assessment: Number of Households that exited this HOPWA Program; their Housing Status after Exiting		[4] HOPWA Client Outcomes
Transitional/ Short-Term Housing Facilities/ Units	12	0	1 Emergency Shelter/Streets		Unstable Arrangements
			2 Temporary Housing		Temporarily Stable with Reduced Risk of Homelessness
			3 Private Housing	10	Stable/Permanent Housing (PH)
			4 Other HOPWA		
			5 Other Subsidy	2	
			6 Institution		
			7 Jail/Prison		Unstable Arrangements
			8 Disconnected/unknown		

			9 Death		Life Event
B1: Total number of households receiving transitional/short-term housing assistance whose tenure exceeded 24 months			N/A		

## Section 2. Prevention of Homelessness: Assessment of Client Outcomes on Reduced Risks of Homelessness (Short-Term Housing Subsidy Assistance)

Report the total number of households that received STRMU assistance in Column [1].

In Column [2], identify the outcomes of the households reported in Column [1] either at the time that they were known to have left the STRMU program or through the project sponsor's best assessment for stability at the end of the operating year.

Information in Column [3] provides a description of housing outcomes; therefore, data is not required.

At the bottom of the chart:

- In Row 1a, report those households that received STRMU assistance during the operating year of this report, and the prior operating year.
- In Row 1b, report those households that received STRMU assistance during the operating year of this report, and the two prior operating years.

**Data Check:** The total households reported as served with STRMU in Column [1] equals the total reported in Part 3, Chart 1, Row 4, Column b.

**Data Check:** The sum of Column [2] should equal the number of households reported in Column [1].

### Assessment of Households that Received STRMU Assistance

[1] Output: Total number of households	[2] Assessment of Housing Status		[3] HOPWA Client Outcomes
469	<b>Maintain Private Housing without subsidy</b> (e.g. Assistance provided/completed and client is stable, not likely to seek additional support)	132	Stable/Permanent Housing (PH)
	<b>Other Private Housing without subsidy</b> (e.g. client switched housing units and is now stable, not likely to seek additional support)	6	
	Other HOPWA Housing Subsidy Assistance	7	
	Other Housing Subsidy (PH)	9	
	<b>Institution</b> (e.g. residential and long-term care)	1	
	Likely that additional STRMU is needed to maintain current housing arrangements	302	Temporarily Stable, with Reduced Risk of Homelessness
	<b>Transitional Facilities/Short-term</b> (e.g. temporary or transitional arrangement)	5	
	<b>Temporary/Non-Permanent Housing arrangement</b> (e.g. gave up lease, and moved in with family or friends but expects to live there less than 90 days)	0	
	Emergency Shelter/street	0	Unstable Arrangements
	Jail/Prison	0	
	Disconnected	5	
	Death	2	Life Event
1a. Total number of those households that received STRMU Assistance in the operating year of this report that also received STRMU assistance in the prior operating year (e.g. households that received STRMU assistance in two consecutive operating years).			229
1b. Total number of those households that received STRMU Assistance in the operating year of this report that also received STRMU assistance in the two prior operating years (e.g. households that received STRMU assistance in three consecutive operating years).			148

### Section 3. HOPWA Outcomes on Access to Care and Support

#### 1a. Total Number of Households

Line [1]: For project sponsors that provided HOPWA housing subsidy assistance during the operating year identify in the appropriate row the number of households that received HOPWA housing subsidy assistance (TBRA, STRMU, Facility-Based, PHP and Master Leasing) and HOPWA funded case management services. Use Row c to adjust for duplication among the service categories and Row d to provide an unduplicated household total.

Line [2]: For project sponsors that did NOT provide HOPWA housing subsidy assistance identify in the appropriate row the number of households that received HOPWA funded case management services.

**Note:** These numbers will help you to determine which clients' to report Access to Care and Support Outcomes for and will be used by HUD as a basis for analyzing the percentage of households who demonstrated or maintained connections to care and support as identified in Chart 1b below.

Total Number of Households	
1. For Project Sponsors that provided HOPWA Housing Subsidy Assistance: Identify the total number of households that received the following HOPWA-funded services:	
a. Housing Subsidy Assistance (duplicated)-TBRA, STRMU, PHP, Facility-Based Housing, and Master Leasing	597
b. Case Management	590
c. Adjustment for duplication (subtraction)	597
d. Total Households Served by Project Sponsors with Housing Subsidy Assistance (Sum of Rows a and b minus Row c)	590
2. For Project Sponsors did NOT provide HOPWA Housing Subsidy Assistance: Identify the total number of households that received the following HOPWA-funded service:	
a. HOPWA Case Management	N/A
b. Total Households Served by Project Sponsors without Housing Subsidy Assistance	N/A

#### 1b. Status of Households Accessing Care and Support

Column [1]: Of the households identified as receiving services from project sponsors that provided HOPWA housing subsidy assistance as identified in Chart 1a, Row 1d above, report the number of households that demonstrated access or maintained connections to care and support within the operating year.

Column [2]: Of the households identified as receiving services from project sponsors that did NOT provide HOPWA housing subsidy assistance as reported in Chart 1a, Row 2b, report the number of households that demonstrated improved access or maintained connections to care and support within the operating year.

**Note:** For information on types and sources of income and medical insurance/assistance, refer to Charts below.

Categories of Services Accessed	[1] For project sponsors that provided HOPWA housing subsidy assistance, identify the households who demonstrated the following:	[2] For project sponsors that did NOT provide HOPWA housing subsidy assistance, identify the households who demonstrated the following:	Outcome Indicator
1. Has a housing plan for maintaining or establishing stable on-going housing	590	N/A	Support for Stable Housing
2. Had contact with case manager/benefits counselor consistent with the schedule specified in client's individual service plan (may include leveraged services such as Ryan White Medical Case Management)	590	N/A	Access to Support
3. Had contact with a primary health care provider consistent with the schedule specified in client's individual service plan	562	N/A	Access to Health Care
4. Accessed and maintained medical insurance/assistance	571	N/A	Access to Health Care
5. Successfully accessed or maintained qualification for sources of income	525	N/A	Sources of Income

#### Chart 1b, Line 4: Sources of Medical Insurance and Assistance include, but are not limited to the following (Reference only)

- |  |  |  |
|--|--|--|
| <ul style="list-style-type: none"> <li>MEDICAID Health Insurance Program, or use local program name</li> <li>MEDICARE Health Insurance Program, or use local program name</li> </ul> | <ul style="list-style-type: none"> <li>Veterans Affairs Medical Services</li> <li>AIDS Drug Assistance Program (ADAP)</li> <li>State Children's Health Insurance Program (SCHIP), or use local program name</li> </ul> | <ul style="list-style-type: none"> <li>Ryan White-funded Medical or Dental Assistance</li> </ul> |
|--|--|--|

**Chart 1b, Row 5: Sources of Income include, but are not limited to the following (Reference only)**

- |   |  |  |
|---|--|--|
| <ul style="list-style-type: none"> <li>• Earned Income</li> <li>• Veteran's Pension</li> <li>• Unemployment Insurance</li> <li>• Pension from Former Job</li> <li>• Supplemental Security Income (SSI)</li> </ul> | <ul style="list-style-type: none"> <li>• Child Support</li> <li>• Social Security Disability Income (SSDI)</li> <li>• Alimony or other Spousal Support</li> <li>• Veteran's Disability Payment</li> <li>• Retirement Income from Social Security</li> <li>• Worker's Compensation</li> </ul> | <ul style="list-style-type: none"> <li>• General Assistance (GA), or use local program name</li> <li>• Private Disability Insurance</li> <li>• Temporary Assistance for Needy Families (TANF)</li> <li>• Other Income Sources</li> </ul> |
|---|--|--|

**1c. Households that Obtained Employment**

Column [1]: Of the households identified as receiving services from project sponsors that provided HOPWA housing subsidy assistance as identified in Chart 1a, Row 1d above, report on the number of households that include persons who obtained an income-producing job during the operating year that resulted from HOPWA-funded Job training, employment assistance, education or related case management/counseling services.

Column [2]: Of the households identified as receiving services from project sponsors that did NOT provide HOPWA housing subsidy assistance as reported in Chart 1a, Row 2b, report on the number of households that include persons who obtained an income-producing job during the operating year that resulted from HOPWA-funded Job training, employment assistance, education or case management/counseling services.

**Note:** This includes jobs created by this project sponsor or obtained outside this agency.

**Note:** Do not include jobs that resulted from leveraged job training, employment assistance, education or case management/counseling services.

Categories of Services Accessed	[1 For project sponsors that provided HOPWA housing subsidy assistance, identify the households who demonstrated the following:	[2] For project sponsors that did NOT provide HOPWA housing subsidy assistance, identify the households who demonstrated the following:
Total number of households that obtained an income-producing job	47	N/A

**End of PART 4**

## PART 5: Worksheet - Determining Housing Stability Outcomes (optional)

1. This chart is designed to assess program results based on the information reported in Part 4 and to help Grantees determine overall program performance. Completion of this worksheet is optional.

Permanent Housing Subsidy Assistance	Stable Housing (# of households remaining in program plus 3+4+5+6)	Temporary Housing (2)	Unstable Arrangements (1+7+8)	Life Event (9)
Tenant-Based Rental Assistance (TBRA)				
Permanent Facility-based Housing Assistance/Units				
Transitional/Short-Term Facility-based Housing Assistance/Units				
<b>Total Permanent HOPWA Housing Subsidy Assistance</b>				
Reduced Risk of Homelessness: Short-Term Assistance	Stable/Permanent Housing	Temporarily Stable, with Reduced Risk of Homelessness	Unstable Arrangements	Life Events
Short-Term Rent, Mortgage, and Utility Assistance (STRMU)				
<b>Total HOPWA Housing Subsidy Assistance</b>				

### Background on HOPWA Housing Stability Codes

#### Stable Permanent Housing/Ongoing Participation

3 = Private Housing in the private rental or home ownership market (without known subsidy, including permanent placement with families or other self-sufficient arrangements) with reasonable expectation that additional support is not needed.

4 = Other HOPWA-funded housing subsidy assistance (not STRMU), e.g. TBRA or Facility-Based Assistance.

5 = Other subsidized house or apartment (non-HOPWA sources, e.g., Section 8, HOME, public housing).

6 = Institutional setting with greater support and continued residence expected (e.g., residential or long-term care facility).

#### Temporary Housing

2 = Temporary housing - moved in with family/friends or other short-term arrangement, such as Ryan White subsidy, transitional housing for homeless, or temporary placement in institution (e.g., hospital, psychiatric hospital or other psychiatric facility, substance abuse treatment facility or detox center).

#### Unstable Arrangements

1 = Emergency shelter or no housing destination such as places not meant for habitation (e.g., a vehicle, an abandoned building, bus/train/subway station, or anywhere outside).

7 = Jail /prison.

8 = Disconnected or disappeared from project support, unknown destination or no assessments of housing needs were undertaken.

#### Life Event

9 = Death, i.e., remained in housing until death. This characteristic is not factored into the housing stability equation.

**Tenant-based Rental Assistance:** Stable Housing is the sum of the number of households that (i) remain in the housing and (ii) those that left the assistance as reported under: 3, 4, 5, and 6. Temporary Housing is the number of households that accessed assistance, and left their current housing for a non-permanent housing arrangement, as reported under item: 2. Unstable Situations is the sum of numbers reported under items: 1, 7, and 8.

**Permanent Facility-Based Housing Assistance:** Stable Housing is the sum of the number of households that (i) remain in the housing and (ii) those that left the assistance as shown as items: 3, 4, 5, and 6. Temporary Housing is the number of households that accessed assistance, and left their current housing for a non-permanent housing arrangement, as reported under item 2. Unstable Situations is the sum of numbers reported under items: 1, 7, and 8.



**Transitional/Short-Term Facility-Based Housing Assistance:** Stable Housing is the sum of the number of households that (i) continue in the residences (ii) those that left the assistance as shown as items: 3, 4, 5, and 6. Other Temporary Housing is the number of households that accessed assistance, and left their current housing for a non-permanent housing arrangement, as reported under item 2. Unstable Situations is the sum of numbers reported under items: 1, 7, and 8.

**Tenure Assessment.** A baseline of households in transitional/short-term facilities for assessment purposes, indicate the number of households whose tenure exceeded 24 months.

**STRMU Assistance:** Stable Housing is the sum of the number of households that accessed assistance for some portion of the permitted 21-week period and there is reasonable expectation that additional support is not needed in order to maintain permanent housing living situation (as this is a time-limited form of housing support) as reported under housing status: Maintain Private Housing with subsidy; Other Private with Subsidy; Other HOPWA support; Other Housing Subsidy; and Institution. Temporarily Stable, with Reduced Risk of Homelessness is the sum of the number of households that accessed assistance for some portion of the permitted 21-week period or left their current housing arrangement for a transitional facility or other temporary/non-permanent housing arrangement and there is reasonable expectation additional support will be needed to maintain housing arrangements in the next year, as reported under housing status: Likely to maintain current housing arrangements, with additional STRMU assistance; Transitional Facilities/Short-term; and Temporary/Non-Permanent Housing arrangements Unstable Situation is the sum of number of households reported under housing status: Emergency Shelter; Jail/Prison; and Disconnected.

**End of PART 5**

**PART 6: Annual Report of Continued Usage for HOPWA Facility-Based Stewardship Units (ONLY)**

The Annual Report of Continued Usage for HOPWA Facility-Based Stewardship Units is to be used in place of Part 7B of the CAPER if the facility was originally acquired, rehabilitated or constructed/developed in part with HOPWA funds but no HOPWA funds were expended during the operating year. Scattered site units may be grouped together on one page.

Grantees that used HOPWA funding for new construction, acquisition, or substantial rehabilitation are required to operate their facilities for HOPWA eligible individuals for at least ten (10) years. If non-substantial rehabilitation funds were used, they are required to operate for at least three (3) years. Stewardship begins once the facility is put into operation.

**Note:** See definition of Stewardship Units.

**1. General information**

HUD Grant Number(s)  <b>N/A</b>	<b>Operating Year for this report</b> <i>From (mm/dd/yy) To (mm/dd/yy)</i> <input type="checkbox"/> <b>Final Yr</b>  <input type="checkbox"/> Yr 1; <input type="checkbox"/> Yr 2; <input type="checkbox"/> Yr 3; <input type="checkbox"/> Yr 4; <input type="checkbox"/> Yr 5; <input type="checkbox"/> Yr 6; <input type="checkbox"/> Yr 7; <input type="checkbox"/> Yr 8; <input type="checkbox"/> Yr 9; <input type="checkbox"/> Yr 10
Grantee Name	Date Facility Began Operations (mm/dd/yy)

**2. Number of Units and Non-HOPWA Expenditures**

Facility Name:	Number of Stewardship Units Developed with HOPWA funds	Amount of Non-HOPWA Funds Expended in Support of the Stewardship Units during the Operating Year
Total Stewardship Units (subject to 3- or 10- year use periods)		

**3. Details of Project Site**

Project Sites: Name of HOPWA-funded project	
Site Information: Project Zip Code(s)	
Site Information: Congressional District(s)	
Is the address of the project site confidential?	<input type="checkbox"/> <i>Yes, protect information; do not list</i> <input type="checkbox"/> <i>Not confidential; information can be made available to the public</i>
<b>If the site is not confidential:</b> Please provide the contact information, phone, email address/location, if business address is different from facility address	

**End of PART 6**

**Part 7: Summary Overview of Grant Activities****A. Information on Individuals, Beneficiaries, and Households Receiving HOPWA Housing Subsidy Assistance (TBRA, STRMU, Facility-Based Units, Permanent Housing Placement and Master Leased Units ONLY)**

*Note: Reporting for this section should include ONLY those individuals, beneficiaries, or households that received and/or resided in a household that received HOPWA Housing Subsidy Assistance as reported in Part 3, Chart 1, Row 7, Column b. (e.g., do not include households that received HOPWA supportive services ONLY).*

**Section 1. HOPWA-Eligible Individuals Who Received HOPWA Housing Subsidy Assistance****a. Total HOPWA Eligible Individuals Living with HIV/AIDS**

In Chart a., provide the total number of eligible (and unduplicated) low-income individuals living with HIV/AIDS who qualified their household to receive HOPWA housing subsidy assistance during the operating year. This total should include only the individual who qualified the household for HOPWA assistance, NOT all HIV positive individuals in the household.

Individuals Served with Housing Subsidy Assistance	Total
Number of individuals with HIV/AIDS who qualified their household to receive HOPWA housing subsidy assistance.	469

**Chart b. Prior Living Situation**

In Chart b, report the prior living situations for all Eligible Individuals reported in Chart a. In Row 1, report the total number of individuals who continued to receive HOPWA housing subsidy assistance from the prior operating year into this operating year. In Rows 2 through 17, indicate the prior living arrangements for all new HOPWA housing subsidy assistance recipients during the operating year.

**Data Check:** The total number of eligible individuals served in Row 18 equals the total number of individuals served through housing subsidy assistance reported in Chart a above.

Category		Total HOPWA Eligible Individuals Receiving Housing Subsidy Assistance
1.	<u>Continuing</u> to receive HOPWA support from the prior operating year	207
<b>New Individuals who received HOPWA Housing Subsidy Assistance support during Operating Year</b>		
2.	Place not meant for human habitation (such as a vehicle, abandoned building, bus/train/subway station/airport, or outside)	19
3.	Emergency shelter (including hotel, motel, or campground paid for with emergency shelter voucher)	4
4.	Transitional housing for homeless persons	0
5.	<b>Total number of new Eligible Individuals who received HOPWA Housing Subsidy Assistance with a Prior Living Situation that meets HUD definition of homelessness (Sum of Rows 2 – 4)</b>	23
6.	Permanent housing for formerly homeless persons (such as Shelter Plus Care, SHP, or SRO Mod Rehab)	3
7.	Psychiatric hospital or other psychiatric facility	0
8.	Substance abuse treatment facility or detox center	0
9.	Hospital (non-psychiatric facility)	0
10.	Foster care home or foster care group home	0
11.	Jail, prison or juvenile detention facility	0
12.	Rented room, apartment, or house	186
13.	House you own	30
14.	Staying or living in someone else's (family and friends) room, apartment, or house	17
15.	Hotel or motel paid for without emergency shelter voucher	3
16.	Other	0
17.	Don't Know or Refused	0
18.	<b>TOTAL Number of HOPWA Eligible Individuals (sum of Rows 1 and 5-17)</b>	469

### c. Homeless Individual Summary

In Chart c, indicate the number of eligible individuals reported in Chart b, Row 5 as homeless who also are homeless Veterans and/or meet the definition for Chronically Homeless (See Definition section of CAPER). The totals in Chart c do not need to equal the total in Chart b, Row 5.

Category	Number of Homeless Veteran(s)	Number of Chronically Homeless
HOPWA eligible individuals served with HOPWA Housing Subsidy Assistance	0	9

## Section 2. Beneficiaries

In Chart a, report the total number of HOPWA eligible individuals living with HIV/AIDS who received HOPWA housing subsidy assistance (*as reported in Part 7A, Section 1, Chart a*), and all associated members of their household who benefitted from receiving HOPWA housing subsidy assistance (resided with HOPWA eligible individuals).

**Note:** See definition of HOPWA Eligible Individual

**Note:** See definition of Transgender.

**Note:** See definition of Beneficiaries.

**Data Check:** The sum of each of the Charts b & c on the following two pages equals the total number of beneficiaries served with HOPWA housing subsidy assistance as determined in Chart a, Row 4 below.

### a. Total Number of Beneficiaries Served with HOPWA Housing Subsidy Assistance

Individuals and Families Served with HOPWA Housing Subsidy Assistance	Total Number
1. Number of individuals with HIV/AIDS who qualified the household to receive HOPWA housing subsidy assistance (equals the number of HOPWA Eligible Individuals reported in Part 7A, Section 1, Chart a)	469
2. Number of ALL other persons <b>diagnosed</b> as HIV positive who reside with the HOPWA eligible individuals identified in Row 1 and who benefitted from the HOPWA housing subsidy assistance	55
3. Number of ALL other persons <b>NOT diagnosed</b> as HIV positive who reside with the HOPWA eligible individual identified in Row 1 and who benefited from the HOPWA housing subsidy	233
4. <b>TOTAL number of ALL <u>beneficiaries</u> served with Housing Subsidy Assistance (Sum of Rows 1, 2, &amp; 3)</b>	757

**b. Age and Gender**

In Chart b, indicate the Age and Gender of all beneficiaries as reported in Chart a directly above. Report the Age and Gender of all HOPWA Eligible Individuals (those reported in Chart a, Row 1) using Rows 1-5 below and the Age and Gender of all other beneficiaries (those reported in Chart a, Rows 2 and 3) using Rows 6-10 below. The number of individuals reported in Row 11, Column E, equals the total number of beneficiaries reported in Part 7, Section 2, Chart a, Row 4.

HOPWA Eligible Individuals (Chart a, Row 1)						
		A.	B.	C.	D.	E.
		Male	Female	Transgender M to F	Transgender F to M	TOTAL (Sum of Columns A-D)
1.	Under 18	0	0	0	0	0
2.	18 to 30 years	31	2	0	0	33
3.	31 to 50 years	188	91	2	0	281
4.	51 years and Older	108	46	1	0	155
5.	Subtotal (Sum of Rows 1-4)	327	139	3	0	469
All Other Beneficiaries (Chart a, Rows 2 and 3)						
		A.	B.	C.	D.	E.
		Male	Female	Transgender M to F	Transgender F to M	TOTAL (Sum of Columns A-D)
6.	Under 18	52	44	0	0	96
7.	18 to 30 years	28	18	0	0	46
8.	31 to 50 years	50	40	0	0	90
9.	51 years and Older	24	32	0	0	56
10.	Subtotal (Sum of Rows 6-9)	154	134	0	0	288
Total Beneficiaries (Chart a, Row 4)						
11.	TOTAL (Sum of Rows 5 & 10)	481	273	3	0	757

**c. Race and Ethnicity\***

In Chart c, indicate the Race and Ethnicity of all beneficiaries receiving HOPWA Housing Subsidy Assistance as reported in Section 2, Chart a, Row 4. Report the race of all HOPWA eligible individuals in Column [A]. Report the ethnicity of all HOPWA eligible individuals in column [B]. Report the race of all other individuals who benefitted from the HOPWA housing subsidy assistance in column [C]. Report the ethnicity of all other individuals who benefitted from the HOPWA housing subsidy assistance in column [D]. The summed total of columns [A] and [C] equals the total number of beneficiaries reported above in Section 2, Chart a, Row 4.

Category		HOPWA Eligible Individuals		All Other Beneficiaries	
		[A] Race [all individuals reported in Section 2, Chart a, Row 1]	[B] Ethnicity [Also identified as Hispanic or Latino]	[C] Race [total of individuals reported in Section 2, Chart a, Rows 2 & 3]	[D] Ethnicity [Also identified as Hispanic or Latino]
1.	American Indian/Alaskan Native	1	0	1	0
2.	Asian	0	0	0	0
3.	Black/African American	174	0	164	2
4.	Native Hawaiian/Other Pacific Islander	0	0	1	0
5.	White	273	7	117	10
6.	American Indian/Alaskan Native & White	0	0	0	0
7.	Asian & White	0	0	0	0
8.	Black/African American & White	1	0	2	0
9.	American Indian/Alaskan Native & Black/African American	0	0	0	0
10.	Other Multi-Racial	20	20	3	0
11.	Column Totals (Sum of Rows 1-10)	469	27	288	12
<b>Data Check:</b> Sum of Row 11 Column A and Row 11 Column C equals the total number HOPWA Beneficiaries reported in Part 3A, Section 2, Chart a, Row 4.					

\*Reference (data requested consistent with Form HUD-27061 Race and Ethnic Data Reporting Form)

**Section 3. Households****Household Area Median Income**

Report the income(s) for all households served with HOPWA housing subsidy assistance.

**Data Check:** The total number of households served with HOPWA housing subsidy assistance should equal Part 3C, Row 7, Column b and Part 7A, Section 1, Chart a. (Total HOPWA Eligible Individuals Served with HOPWA Housing Subsidy Assistance).

**Note:** Refer to <https://www.huduser.gov/portal/datasets/il.html> for information on area median income in your community.

Percentage of Area Median Income		Households Served with HOPWA Housing Subsidy Assistance
1.	0-30% of area median income (extremely low)	287
2.	31-50% of area median income (very low)	116
3.	51-80% of area median income (low)	66
4.	<b>Total (Sum of Rows 1-3)</b>	469

**Part 7: Summary Overview of Grant Activities****B. Facility-Based Housing Assistance**

Complete one Part 7B for each facility developed or supported through HOPWA funds.

**Do not complete this Section for programs originally developed with HOPWA funds but no longer supported with HOPWA funds.** If a facility was developed with HOPWA funds (subject to ten years of operation for acquisition, new construction and substantial rehabilitation costs of stewardship units, or three years for non-substantial rehabilitation costs), but HOPWA funds are no longer used to support the facility, the project sponsor should complete Part 6: Continued Usage for HOPWA Facility-Based Stewardship Units (ONLY).

Complete Charts 2a, Project Site Information, and 2b, Type of HOPWA Capital Development Project Units, for all Development Projects, including facilities that were past development projects, but continued to receive HOPWA operating dollars this reporting year.

**1. Project Sponsor Agency Name (Required)**

Chattanooga CARES DBA: Cempa Community Care

Nashville CARES

**2. Capital Development: N/A****2a. Project Site Information for HOPWA Capital Development of Projects (For Current or Past Capital Development Projects that receive HOPWA Operating Costs this reporting year)**

*Note: If units are scattered-sites, report on them as a group and under type of Facility write "Scattered Sites."*

Type of Development this operating year	HOPWA Funds Expended this operating year (if applicable)	Non-HOPWA funds Expended (if applicable)	Name of Facility:
<input type="checkbox"/> New construction	\$	\$	<b>Type of Facility [Check <u>only one</u> box.]</b> <input type="checkbox"/> Permanent housing <input type="checkbox"/> Short-term Shelter or Transitional housing <input type="checkbox"/> Supportive services only facility
<input type="checkbox"/> Rehabilitation	\$	\$	
<input type="checkbox"/> Acquisition	\$	\$	
<input type="checkbox"/> Operating	\$	\$	
a.	Purchase/lease of property:		Date (mm/dd/yy):
b.	Rehabilitation/Construction Dates:		Date started: Date Completed:
c.	Operation dates:		Date residents began to occupy: <input type="checkbox"/> Not yet occupied
d.	Date supportive services began:		Date started: <input type="checkbox"/> Not yet providing services
e.	Number of units in the facility:		HOPWA-funded units = Total Units =
f.	Is a waiting list maintained for the facility?		<input type="checkbox"/> Yes <input type="checkbox"/> No <i>If yes, number of participants on the list at the end of operating year</i>
g.	What is the address of the facility (if different from business address)?		

h.	Is the address of the project site confidential?	<input type="checkbox"/> Yes, protect information; do not publish list <input type="checkbox"/> No, can be made available to the public
----	--	--

**2b. Number and Type of HOPWA Capital Development Project Units (For Current or Past Capital Development Projects that receive HOPWA Operating Costs this Reporting Year)**

For units entered above in 2a, please list the number of HOPWA units that fulfill the following criteria: **N/A**

	Number Designated for the Chronically Homeless	Number Designated to Assist the Homeless	Number Energy-Star Compliant	Number 504 Accessible
Rental units constructed (new) and/or acquired with or without rehab				
Rental units rehabbed				
Homeownership units constructed (if approved)				

**3. Units Assisted in Types of Housing Facility/Units Leased by Project Sponsor**

Charts 3a, 3b, and 4 are required for each facility. In Charts 3a and 3b, indicate the type and number of housing units in the facility, including master leased units, project-based or other scattered site units leased by the organization, categorized by the number of bedrooms per unit.

*Note: The number units may not equal the total number of households served.*

**Please complete separate charts for each housing facility assisted. Scattered site units may be grouped together.**

**3a. Check one only:**

- ☐ Permanent Supportive Housing Facility/Units  
☒ Short-term Shelter or Transitional Supportive Housing Facility/Units

**3b. Type of Facility**

Complete the following Chart for all facilities leased, master leased, project-based, or operated with HOPWA funds during the reporting year.

**Name of Project Sponsor/Agency Operating the Facility/Leased Units: N/A**

Type of housing facility operated by the project sponsor		Total Number of <u>Units</u> in use during the Operating Year Categorized by the Number of Bedrooms per Units					
		SRO/Studio/0 bdrm	1 bdrm	2 bdrm	3 bdrm	4 bdrm	5+bdrm
a.	Single room occupancy dwelling						
b.	Community residence						
c.	Project-based rental assistance units or leased units						
d.	Other housing facility <u>Specify: Hotel/Motel Voucher</u>		12				

**4. Households and Housing Expenditures:**

Enter the total number of households served and the amount of HOPWA funds expended by the project sponsor on subsidies for housing involving the use of facilities, master leased units, project based or other scattered site units leased by the organization.

Housing Assistance Category: Facility Based Housing		Output: Number of Households	Output: Total HOPWA Funds Expended during Operating Year by Project Sponsor
a.	Leasing Costs		
b.	Operating Costs	12	\$21,712.03
c.	Project-Based Rental Assistance (PBRA) or other leased units		
d.	Other Activity (if approved in grant agreement) <u>Specify:</u>		
e.	Adjustment to eliminate duplication (subtract)	0	



f.	<b>TOTAL Facility-Based Housing Assistance</b> (Sum Rows a through d minus Row e)	12	\$21,712.03
----	--	----	-------------

## Appendix C:

### CDBG PER

---

## Part 1

State: Tennessee					Reporting Period FY: 2017							
Grant Number: B-17-DC-47-0001					Date as of: June 30, 2018							
1. Financial Status					2. National Objectives							
A. Total Funds					A. Period Specified for Benefit: FY 2017 to FY 2017							
					B. Amount Used to:							
(1) Allocation:												
(2) Program Income:												
(3) Unexpended Funds from Prior Years:												
B. Amount Obligated to Recipients:												
C. Amount Drawn Down:												
D. Amount for State Administration:												
E. Technical Assistance:												
F. Section 108 Loan Guarantees:												
					8. Accomplishments							
					Proposed				Actual			
3.	3a.	4.	4a.	5.	6.	7.	a.	b.	c.	d.	e.	f.
Locality	Status	activity	Status	Amount	Pur- pose	Nat'l Objec- tive	# of Units/ Loans	Total # of Persons Jobs	Total # of L/M Persons / L/M Jobs	# of Units/ Loans	Total # of Persons/ Jobs	Total # of L/M Persons/ L/M Jobs
ALLARDT	NR	6		\$208,120.00	PF	LMI						
		13		\$14,880.00								
ATHENS	NR	4B		\$493,400.00	PF	LMI						
		6		\$31,600.00								
BELL BUCKLE	NR	4B		\$425,925.00	PF	LMI						
		13		\$16,500.00								
BOLIVAR	NR	4B		\$364,350.00	PF	LMI						
		13		\$24,847.00								
BROWNSVILLE	NR	2		\$4,000.00	H	LMI						
		9A		\$354,500.00								
		13		\$41,500.00								
BYRDSTOWN	NR	4A		\$492,500.00	PF	LMI						
		13		\$32,500.00								
CAMPBELL COUNTY	NR	6		\$295,600.00	PF	LMI						
		13		\$19,400.00								
CAMPBELL COUNTY	NR	1		\$83,575.00	PF	LMI						
		13		\$1,350.00								
CELINA	NR	9		\$91,625.00	CF	LMI						
		13		\$8,375.00								
CENTERVILLE	NR	9		\$92,000.00	CF	LMI						
		13		\$8,000.00								
CLIFTON	NR	6		\$239,334.00	PF	LMI						
		13		\$15,270.00								
COCKE COUNTY	NR	20		\$46,500.00								
EAST TENNESSEE	NR	20		\$90,000.00								
ERIN	NR	4B		\$493,500.00	PF	LMI						
		13		\$31,500.00								
ERWIN	NR	6		\$294,600.00	PF	LMI						
		13		\$20,400.00								
ERWIN	NR	9		\$94,000.00	CF	LMI						
		13		\$6,000.00								
ESTILL SPRINGS	NR	6		\$108,317.00	PF	LMI						

		13		\$8,000.00								
ETHRIDGE	NR	6		\$107,000.00	PF	LMI						
		13		\$8,000.00								
ETOWAH	NR	4B		\$486,200.00	PF	LMI						
		13		\$34,000.00								
FIRST TENNESSEE	NR	20		\$50,000.00								
FRANKLIN COUNTY	NR	6		\$4,963,500.00	PF	LMI						
		13		\$26,500.00								
FRIENDSHIP	NR	4A(P)		\$294,500.00	PF	UN						
		13(P)		\$20,500.00								
GATES	NR	4A		\$493,500.00	PF	LMI						
		13		\$31,500.00								
GREATER NASHVILLE	NR	20		\$30,000.00								
GREENEVILLE	NR	4B		\$492,000.00	PF	LMI						
		13		\$33,000.00								
HANCOCK COUNTY	NR	17C		\$973,000.00	PF	LMI						
		13		\$27,000.00								
HARRIMAN	NR	4A		\$492,000.00	PF	LMI						
		13		\$33,000.00								
HAYWOOD COUNTY	NR	6		\$2,347,500.00	PF	LMI						
		13		\$152,500.00								
HORNBEAK	NR	4A(P)		\$446,104.00	PF	UN						
		13(P)		\$32,300.00								
HOUSTON COUNTY	NR	6		\$293,500.00	PF	LMI						
		13		\$21,500.00								
HUMBOLDT	NR	4B		\$492,000.00	PF	LMI						
		13		\$33,000.00								
JAMESTOWN	NR	4B		\$493,500.00	PF	LMI						
		13		\$31,500.00								
JASPER	NR	4B		\$490,500.00	PF	LMI						
		13		\$34,500.00								
JEFFERSON COUNTY	NR	4A		\$398,961.00	PF	LMI						
		13		\$26,000.00								
JONESBOROUGH	NR	9		\$94,000.00	CF	S/B						
		13		\$6,000.00								
LAUDERDALE COUNTY	NR	6		\$294,600.00	PF	LMI						
		13		\$20,400.00								
LAUDERDALE COUNTY	NR	6		\$366,654.00	PF	LMI						
		13		\$13,500.00								
LAWRENCE COUNTY	NR	4A		\$503,500.00	PF	LMI						
		13		\$21,500.00								
LAWRENCEBURG	NR	4B		\$504,000.00	PF	LMI						
		13		\$21,000.00								
LEWIS COUNTY	NR	4A		\$503,500.00	PF	LMI						
		13		\$21,500.00								
LEWISBURG	NR	4B		\$503,000.00	PF	LMI						
		13		\$22,000.00								
LIVINGSTON	NR	4B		\$492,000.00	PF	LMI						
		13		\$33,000.00								
MARTIN	NR	4B		\$479,700.00	PF	LMI						
		13		\$31,500.00								
MARTIN	NR	9		\$100,000.00	CF							
MASON	NR	4A(P)		\$478,920.00	PF	UN						
		13(P)		\$32,440.00								
MAYNARDVILLE	NR	4B		\$492,000.00	PF	LMI						

		13		\$33,000.00								
MCKENZIE	NR	4B		\$487,000.00	PF	LMI						
		13		\$38,000.00								
MCLEMORESVILLE	NR	6		\$74,427.00	PF	LMI						
		13		\$6,250.00								
MCMINN COUNTY	NR	4A		\$490,800.00	PF	LMI						
		13		\$34,200.00								
MILAN	NR	4B		\$493,500.00	PF	LMI						
		13		\$31,500.00								
MILLEDGEVILLE	NR	4A		\$501,500.00	PF	LMI						
		13		\$23,500.00								
MONROE COUNTY	NR	4A		\$498,500.00	PF	LMI						
		13		\$26,500.00								
MORGAN COUNTY	NR	4A		\$498,500.00	PF	LMI						
		13		\$26,500.00								
MOSSY CREEK FOUNDATION	NR	9		\$92,000.00	CF	S/B						
		13		\$8,000.00								
NEWPORT	NR	6		\$313,500.00	PF	LMI						
		13		\$1,500.00								
NIOTA	NR	4A		\$397,000.00	PF	LMI						
		13		\$28,000.00								
OBION COUNTY	NR	4B		\$457,750.00	PF	LMI						
		13		\$30,500.00								
ONEIDA	NR	4B		\$492,000.00	PF	LMI						
		13		\$33,000.00								
PALMER	NR	6		\$84,100.00	PF	LMI						
		13		\$6,900.00								
PARIS	NR	9		\$100,000.00	CF	S/B						
PERRY COUNTY	NR	4A		\$268,250.00	PF	LMI						
		13		\$14,500.00								
PIKEVILLE	NR	9		\$34,125.00	CF	LMI						
		13		\$3,375.00								
POLK COUNTY	NR	4A		\$491,900.00	PF	LMI						
		13		\$33,100.00								
RED BANK	NR	4B		\$493,500.00	PF	LMI						
		13		\$31,500.00								
RHEA COUNTY	NR	4A		\$489,700.00	PF	LMI						
		13		\$35,300.00								
RIVES	NR	6		\$151,630.00	PF	LMI						
		13		\$12,870.00								
ROANE COUNTY	NR	6		\$297,410.00	PF	LMI						
		13		\$15,500.00								
RUTHERFORD	NR	4A		\$180,874.00	PF	LMI						
		4A(P)		\$212,458.00								
		13		\$26,700.00								
SCOTT COUNTY	NR	6		\$295,600.00	PF	LMI						
		13		\$19,400.00								
SEVIER COUNTY	NR	4A		\$1,000,000.00	PF	UN						
SHELBYVILLE	NR	4B		\$428,500.00	PF	LMI						
		13		\$21,500.00								
SOMERVILLE	NR	4B		\$421,500.00	PF	LMI						
		13		\$29,500.00								
SOUTH CENTRAL	NR	20		\$60,000.00								
SOUTH FULTON	NR	4B		\$457,750.00	PF	LMI						
		13		\$30,500.00								

[illegible]

**Performance Evaluation Report**  
**Checklist for Preparation and Review**

Person Responsible	Activity
Fiscal Director	Use IDIS report to develop first draft of the PER
	Reconcile first draft of the PER to the IDIS report
	Reconcile first draft of the PER to the FFATA list from program staff
	Submit draft to Program Staff
CDBG Director	Check PER with the list of contracts
	Notify Fiscal of any discrepancies
CDBG Program Staff	Check PER with list of active projects
	Notify Fiscal of any discrepancies
Fiscal Director	Approve final draft of the PER
CDBG Director	Approve final draft of the PER
CDBG Director	Send complete and reviewed PER to THDA

Fiscal Director	Revised PER for additional activity (Rev1)
CDBG Director	Send revised PER to THDA (Rev1)

CDBG Director	Revised PER for activity cost and notified Fiscal Director (Rev2)
CDBG Director	Send revised PER to THDA (Rev2)

Date Completed
8/8/2018
8/8/2018
8/8/2018
8/8/2018
8/9/2018
8/9/2018
8/13/2018
8/13/2018
8/13/2018
8/14/2018
8/16/2018

8/17/2018
8/27/2018

8/30/2018
8/30/2018



activity	Amount
6	\$208,120.00
6	\$31,600.00
6	\$295,600.00
6	\$239,334.00
6	\$294,600.00
6	\$108,317.00
6	\$107,000.00
6	\$4,963,500.00
6	\$2,347,500.00
6	\$293,500.00
6	\$294,600.00
6	\$366,654.00
6	\$74,355.00
6	\$313,500.00
6	\$84,100.00
6	\$151,630.00
6	\$297,410.00
6	\$295,600.00
6	\$3,153,042.00

13,919,962.00



JEFFERSON COUNTY	LMI	99	0	0	0	0	0	0	0	0	11	15
JONESBOROUGH	S/B	3,792	129	0	0	0	63	0	0	7	55	89
LAUDERDALE COUNTY	LMI	11,717	6,946	116	107	0	136	55	13	13	38	273
LAUDERDALE COUNTY	LMI	3,280	4,253	103	0	0	80	0	0	12	10	172
LAWRENCE COUNTY	LMI	573	8	0	0	0	0	0	3	3	3	6
LAWRENCEBURG	LMI	3,738	175	20	4	0	20	49	28	0	8	28
LEWIS COUNTY	LMI	6,375	178	47	0	6	6	0	20	0	27	6
LEWISBURG	LMI	7,949	1,672	113	12	0	42	24	42	29	26	816
LIVINGSTON	LMI	2,790	21	4	4	8	0	0	0	8	0	25
MARTIN	LMI	6,988	1,836	19	27	0	32	0	13	63	36	186
MARTIN	LMI	6,988	1,836	19	27	0	32	0	13	63	36	186
MASON	UN	311	734	0	4	0	0	0	0	10	7	49
MAYNARDVILLE	LMI	2,766	18	10	0	0	30	0	0	0	0	49
MCKENZIE	LMI	3,053	456	0	0	23	17	6	12	17	17	76
MCLEMORESVILLE	LMI	811	34	0	0	0	0	0	0	0	0	10
MCMINN COUNTY	LMI	116	15	0	0	0	0	0	0	0	0	0
MILAN	LMI	5,287	988	0	0	0	29	78	0	68	0	29
MILLEDGEVILLE	LMI	7,795	0	0	0	0	0	0	0	23	0	8
MONROE COUNTY	LMI	138	0	0	0	0	0	0	6	0	0	1
MORGAN COUNTY	LMI	121	0	0	0	0	0	0	0	0	0	0
MOSSY CREEK FOUNDATION	S/B	5,762	558	29	0	0	37	0	0	80	63	216
NEWPORT	LMI	6,166	164	0	0	0	46	0	0	26	59	349
NIOTA	LMI	6,336	75	100	24	0	4	0	51	0	60	51
OBION COUNTY	LMI	1,963	485	0	0	0	0	0	0	19	31	31
ONEIDA	LMI	3,604	15	0	0	0	0	0	0	0	0	18
PALMER	LMI	8,350	2	0	40	0	0	0	0	0	0	14
PARIS	S/B	7,162	1,841	49	51	0	97	0	18	146	35	216
PERRY COUNTY	LMI	40	0	0	0	0	0	0	0	0	0	0
PIKEVILLE	LMI	2,812	113	0	0	5	14	0	0	5	5	9
POLK COUNTY	LMI	8,815	132	0	0	0	50	12	0	50	12	82
RED BANK	LMI	23,770	1,323	318	0	0	40	80	40	158	80	1,085
RHEA COUNTY	LMI	9,935	270	3	6	0	52	0	0	32	17	230
RIVES	LMI	289	29	0	0	0	0	0	0	7	0	7
ROANE COUNTY	LMI	36,700	188	150	0	0	0	0	75	113	338	0
RUTHERFORD	LMI	1,077	159	0	0	0	0	0	0	0	0	0
SCOTT COUNTY	LMI	21,980	0	0	0	0	0	0	0	0	0	0
SEVIER COUNTY	UN	77,899	544	981	11	226	432	5	176	482	1,661	4,438
SHELBYVILLE	LMI	12,038	1,701	202	267	0	69	38	20	692	71	3,548
SOMERVILLE	LMI	1,700	1,863	0	0	0	0	0	0	4	0	28
SOUTH CENTRAL		N/A	N/A	N/A	N/A	N/A	N/A	N/A	N/A	N/A	N/A	N/A
SOUTH FULTON	LMI	1,963	485	0	0	0	0	0	0	19	31	31
STEWART COUNTY	LMI	550	0	2	2	0	0	0	3	0	0	0
SWEETWATER	LMI	15	0	0	0	0	0	0	0	0	0	0
TN BOARD OF REGENTS [Livingston TCAT]	LMI	27,648	1,321	366	18	16	0	0	388	174	19	1,828
TELLICO PLAINS	LMI	4,616	0	0	62	0	5	0	0	0	0	60
TIPTON COUNTY	LMI	3,444	4,053	15	19	0	5	0	0	76	130	263
TIPTON COUNTY	S/B	3,444	4,053	15	19	0	5	0	0	76	130	263

[illegible]

## Appendix D:

# Public Outreach and Comments

---

# Public Comments

Page 2: English

Q2 Save As ▼

The Tennessee Housing Development Agency (THDA) has completed a draft of the Consolidated Annual Performance and Evaluation Report (CAPER) on the 2015-19 Tennessee Consolidated Plan for the CDBG, ESG, HOME, HOPWA, and Housing Trust Fund (HTF) programs. This annual report to HUD describes how federal funds were spent on activities that benefit low and moderate income residents as well as other housing and community development activities across the state. Citizens are encouraged to review and make comments on information contained in the report. The CAPER draft is available for review and public comment at <https://thda.org/about-thda/public-notice-and-comment> beginning August 29, 2018. Use "Select Language" at the bottom of the page for multiple translations. Links will also be available on the websites of the State of Tennessee, TN Department of Economic and Community Development, TN Department of Health, and each of the nine Development Districts of Tennessee. Written comments will be accepted from August 29 - September 14, 2018. Please let us know your comments below.

Answered: 1 Skipped: 3

RESPONSES (1) TEXT ANALYSIS TAGS (0)

☐ Apply to Selected ▼ Filter by tag ▼  🔍 ⓘ

Showing 1 response

☐ The program is very helpful to assist with families/individuals to get back on their feet. It was a bit difficult to get it going and paid timely to the bank but once it was setup and started it was a blessing to have received the assistance from THDA

8/30/2018 6:45 PM [View respondent's answers](#) [Add tags ▼](#)

8/30/2018

**The program is very helpful to assist with families/individuals to get back on their feet. It was a bit difficult to get it going and paid timely to the bank but once it was setup and started it was a blessing to have received the assistance from THDA**

*Response: Thank you!*

# Translations

## Spanish

### Se Pide Comentarios de la Comunidad: Desarrollo de Viviendas y la Comunidad en Tennessee

La Agencia de Desarrollo de Viviendas de Tennessee (THDA) ha completado un borrador del Informe Anual Consolidado de Rendimiento y Evaluación (CAPER) para el Plan Consolidado de Tennessee 2015-19 para los programas CDBG, (Bloque de Subvenciones para Desarrollo Comunitario), ESG (Subvenciones de Soluciones de Emergencia), HOME (Programa de Asociación en Inversiones), HOPWA (Programa de Oportunidades de Vivienda para Personas con SIDA), el Fondo Fiduciario de Viviendas. Este informe anual a HUD (Departamento de Vivienda y Desarrollo Urbano de los EE.UU) describe cómo fondos federales fueron gastados en actividades que benefician residentes de ingresos bajos y moderados, tal como otras actividades de viviendas y desarrollo comunitario a lo largo del estado. Se exhorta a que los ciudadanos revisen y hagan comentarios en cuanto a la información contenida en el informe. A partir del 29 de agosto de 2018, el borrador del CAPER está disponible para revisar y comentarios públicos a <https://thda.org/about-thda/public-notice-and-comment>. Use "Select Language" al fin de la página para tradiciones múltiples. Vínculos también estarán disponibles en los sitios web del Estado de Tennessee, el Departamento de Desarrollo Económico y Comunitario de Tennessee, el Departamento de Salud de Tennessee, y cada uno de los nueve Distritos de Desarrollo de Tennessee. Comentarios por escrito y por vía electrónica en el sitio web de THDA serán aceptados desde el 29 de agosto hasta el 14 de septiembre de 2018.

Además, buscamos sus comentarios sobre la actualización de 2018 al Análisis de Impedimentos a Opciones de Equidad en la Vivienda en Tennessee. Se pueden encontrar un borrador completo del informe y un formulario de comentarios a <https://thda.org/about-thda/public-notice-and-comment> desde el 29 de agosto hasta el 14 de septiembre de 2018.

Por favor envíe peticiones para acomodaciones a [LSwanson@thda.org](mailto:LSwanson@thda.org).

## Arabic

### التعليقات المطلوبة من الجمهور المحلي: تنمية الإسكان والمجتمع المحلي في تينيسي

لقد إنتهت "وكالة تينيسي لتنمية الإسكان" (THDA, Tennessee Housing Development Agency) من العمل على مسودة "التقرير السنوي الموحد لأداء والتقييم" (CAPER, Consolidated Annual Performance and Evaluation Report) المتعلق بخطة تينيسي الموحدة 2015-2019 لبرامج CDBG و ESG و HOME و HOPWA و "صندوق إئتمان الإسكان" (Housing Trust Fund). وهذا التقرير المقدم سنوياً لـ "وزارة الإسكان والتنمية الحضرية" (HUD, Department of Housing and Urban Development) يصف كيف تم إنفاق الأموال الفدرالية على أعمال تفيد السكان ذوي الدخل المتوسط والمعتدل، وكذلك غيرها من أعمال تنمية الإسكان والمجتمع المحلي عبر الولاية. ونحث المواطنين على الإطلاع على المعلومات المتضمنة في التقرير وتقديم التعليقات عليها. ومسودة تقرير CAPER متوفرة لإطلاع وتعليق الجمهور العام عليها على <https://thda.org/about-thda/public-notice-and-comment> ابتداءً من 29 أغسطس/آب 2018. يرجى استخدام "Select Language" في أسفل الصفحة للحصول على ترجمات متعددة. كما ستكون الروابط متوفرة على مواقع إنترنت ولاية تينيسي لـ "دائرة تينيسي للتنمية الاقتصادية والمجتمعية" (TN Department of Economic & Community Development) و "دائرة الصحة" (Department of Health)، وكل من "مقاطعات تنمية تينيسي" (Development Districts of Tennessee) التسع. وسيتم القبول بالتعليقات الخطية عبر تقديمها إلكترونياً على موقع إنترنت وكالة THDA من 29 أغسطس/آب حتى 14 سبتمبر/أيلول 2018.

وبالإضافة إلى ذلك، إننا نطلب تعليقاتك على تحديث عام 2018 لـ "تحليل الموانع أمام إختيار الإسكان المنصف" (Analysis of Impediments to Fair Housing Choice) في تينيسي. ويمكن العثور على مسودة كاملة من التقرير وإستشارة تعليقات على <https://thda.org/about-thda/public-notice-and-comment> من 29 أغسطس/آب حتى 14 سبتمبر/أيلول 2018.

ويرجى إرسال طلبات التسهيلات إلى [LSwanson@thda.org](mailto:LSwanson@thda.org).



## Bahdini

### داخوازا فیدبهکا جفاکی گهساتیا مال و جفاکی ل تنیسین:

تختیتووبا گهساتیا مالن یا تنیسین (THDA) پیتنیتیسکا رایورا خبات و نرخاندنا ساله یا پیکفایی (CAPER) ژ یو بمرنامیا پیکوویی یا 2015-19 یا پاریزگهها تنیسین ل بارا بمرنامیین HOPWA, HOME, ESG, CDBG و سندوقا پییامریا مالی (HTF) کهملاندیه. ثعاف رایورا ساله ژ وزارکا مال و گهساتیدانا بازکاری (HUD) را دیتزه کو جلوا مئاشا فدمرال ل سمر پروژیین کو سمر خیرا روونشتیین ب دمرهاتا کیم و نافگین تنی ترخانکرن هس و هال سمر جالاکیین دن تین گهساتیا مال و جفاکی ل سمر انسانی پاریزگهها هاتی ترخانکرن. وهلائی تین هاندان کو ناگاهیین نفیساتدی ل رایورن هلوکلین و نیریین خوه دمریرین. هلوکلاندن و رایورکنا نیرینان دمریرن پیتنیتیسکا CAPER ژ رورا 29 تئ تباخا 2018 فا ژ ریا مالییرا <https://thda.org/about-thda/public-notice-and-comment> دکاره پیک بین. ژ یو دیتنا و مرگهاندنا ب زمانین جوورجور سمری ل ژیرا روویلی، پشکا "هلزارتتا زمان" (Select Language) بدن. لینک ل مالییرن پاریزگهها تنیسین، ریامریا گهساتیدان و رایورن یا تنیسین، ریختنا تندرستی یا تنیسین و هس یک ژ 9 نافجایی نافرانی و گهساتیدانی بین تنیسین ژ یو ژ بمر دسستن. نیریین نفیسکی ژ ریا شاندا لملکترونیکی ل مالییرا THDA تئ ژ رورا 29 تئ تباخی فا هاتا 14 تئ نیلونا 2018 تین و مرگرن.

ژ بلی قیا، ثعاف ل دوو فیدبهکا وه دمریرن پروژکنا 2018 یا "ناتالیز و هلوکلاندنا بمریرن هلزارتتا خاتیان ل تنیسین" نه. پیتنیتیسکا نام یا رایورن و فورما فیدبهکا، ژ رورا 29 تئ تباخی فا هاتا 14 تئ نیلونا 2018 تین ل مالییرا <https://thda.org/about-thda/public-notice-and-comment> ل بمر دسسته.

ژ کمرما خوه داخوازین خوه بین خاتیان یو نیمهلا [LSwanson@thda.org](mailto:LSwanson@thda.org) بشین.

## Bosnian

### Traži se povratna informacija od zajednice: Stambeni i komunalni razvoj u Tenesiju

Agencija za stambeni razvoj savezne države Tenesi (engl. Tennessee Housing Development Agency, THDA) završila je nacrt Konsolidovanog izvještaja godišnje performanse i evaluacije (engl. Consolidated Annual Performance and Evaluation Report, CAPER) za 2015-19 o Konsolidovanom planu savezne države Tenesi za Program globalne pomoći za razvoj zajednice (engl. Community Development Block Grant, CDBG), Program donacija za rješenja u vanrednim situacijama (engl. Emergency Solutions Grants, ESG), Program investicijskih partnerstva (HOME), Stambene mogućnosti za osobe sa sidom (engl. Housing Opportunities for Persons with AIDS, HOPWA) i za Program stambene zaklade (engl. Housing Trust Fund, HTF). Ovaj godišnji izvještaj za Ministarstvo stambenog i urbanog razvoja (engl. Housing and Urban Development, HUD) opisuje kako su se federalna sredstva potrošila na aktivnosti od kojih osobe s niskim i umjerenim primanjima imaju koristi, kao i druge aktivnosti stambenog i komunalnog razvoja širom savezne države. Građani se potiču da pregledaju i komentarišu informacije u izvještaju. Nacrt CAPER izvještaja biće dostupan za pregled i javno komentarisane na adresi: <https://thda.org/about-thda/public-notice-and-comment> počev od 29. avgusta 2018. Izaberite „Select Language“ na dnu stranice za prijevode na druge jezike. Linkovi će također biti dostupni na internetskim stranicama savezne države Tenesi, Ministarstva ekonomskog i komunalnog razvoja i Ministarstva zdravstva savezne države Tenesi, kao i devet razvojnih okruga države Tenesi. Pismeni komentari poslati elektronskim putem preko THDA internetskih stranica primaju se od 29. avgusta – 14. septembra 2018.

Osim toga, tražimo povratne informacije od vas o ažuriranoj Analizi prepreka izboru pravednog stambenog tretmana u Tenesiju za 2018. godinu. Potpuni nacrt izvještaja i obrazac za povratne informacije mogu se naći na stranici: <https://thda.org/about-thda/public-notice-and-comment> od 29. avgusta – 14. septembra 2018.

Zahtjeve za smještaj pošaljite na email: [LSwanson@thda.org](mailto:LSwanson@thda.org).

## Burmese

### လူမှုအဖွဲ့အစည်းဆိုင်ရာ တုံ့ပြန်အကြံပြုချက် တောင်းခံခြင်း- တန်နက်စီဒေသအတွင်း အိမ်ရာနှင့် လူမှုအဖွဲ့အစည်း ဖွံ့ဖြိုးတိုးတက်ရေး

၂၀၁၅-၁၉ ခုနှစ်များအတွင်း တန်နက်စီ၏စုပေါင်းအစီအစဉ်တစ်ရပ်ဖြစ်သော လူမှုအဖွဲ့အစည်း ဖွံ့ဖြိုးတိုးတက်ရေး အေဂျင်စီ (CDBG)၊ အရေးပေါ်အခြေအနေ တုံ့ပြန်ရေးအတွက် ထောက်ပံ့ကြေး (ESG)၊ အိမ်ရာရင်းနှီးမြှုပ်နှံမှု အစုစပ်စီးပွားရေးလုပ်ငန်းပရိုဂရမ် (HOME)၊ အေအိုင်ဒီအက်စ်ရောဂါသည်များအတွက် အိမ်ရာအခွင့်အရေး (HOPWA) နှင့် အိမ်ရာစောင့်ရှောက်မှု ထောက်ပံ့ကြေး (HTF) ပရိုဂရမ်များအတွက် တန်နက်စီအိမ်ရာဖွံ့ဖြိုးတိုးတက်ရေးအေဂျင်စီ (THDA) သည် အရည်အသွေးဆိုင်ရာနှင့် အကဲဖြတ်သုံးသပ်ချက်ဆိုင်ရာ နှစ်ပတ်လည်အစီရင်ခံစာမူကြမ်းကို ဆောင်ရွက်ပြီးစီးခဲ့သည်။ HUD သို့ တင်သွင်းသည့် ဤနှစ်ပတ်လည် အစီရင်ခံစာအတွင်း ပြည်ထောင်စုထောက်ပံ့ကြေးများက ဝင်ငွေနည်းပါးပြီး အသင့်အတင့်ရှိသော အိမ်ထောင်စုများအပြင် နိုင်ငံတဝှမ်း အခြားသော အိမ်ရာနှင့် လူမှုအဖွဲ့အစည်း ဖွံ့ဖြိုးတိုးတက်ရေးလုပ်ဆောင်ချက်များအပေါ် အကျိုးဖြစ်ထွန်းစေမည့် လုပ်ဆောင်ချက်များအတွက် မည်သို့ခွဲဝေသုံးစွဲသည်ကို ဖော်ပြပါရှိသည်။ နိုင်ငံသားများအား ဤအစီရင်ခံစာအတွင်း ပါဝင်သည့် အချက်အလက်များအပေါ် ပြန်လည်ဆန်းစစ်ရန်နှင့် တုံ့ပြန်အကြံပြုချက်များပေးရန် တိုက်တွန်းသည်။ ဤ CAPER အစီရင်ခံစာမူကြမ်းကို ပြန်လည်ဆန်းစစ်ရန်နှင့် အများပြည်သူမှ တုံ့ပြန်အကြံပြုချက်များကို ၂၀၁၈ ခုနှစ်၊ ဩဂုတ်လ ၂၉ ရက်မှစတင်၍ <https://thda.org/about-thda/public-notice-and-comment> ဝဘ်စာမျက်နှာ၌ ပြုလုပ်နိုင်သည်။ အမျိုးမျိုးသောဘာသာပြန်ဆိုထားခြင်းများအတွက် ဝဘ်စာမျက်နှာအောက်ခြေရှိ “ဘာသာစကားကိုရွေးချယ်ပါ” ကို သုံးပါ။ တန်နက်စီပြည်နယ်၊ TN စီးပွားရေးနှင့် လူမှုအဖွဲ့အစည်း ဖွံ့ဖြိုးတိုးတက်ရေးဌာန၊ TN ကျန်းမာရေးဌာနနှင့် တန်နက်စီပြည်နယ်၏ ခရိုင်ဖွံ့ဖြိုးတိုးတက်ရေး ကိုးရု၏တစ်စုစီလည်း ဝဘ်ဆိုဒ်လင့်ခ်များကို ရရှိနိုင်သည်။ အီလက်ထရောနစ်နည်းလမ်းမှတစ်ဆင့် ပေးပို့တင်သွင်းသည့် စာဖြင့်ရေးသားထားသည့် တုံ့ပြန်အကြံပြုချက်များကို ၂၀၁၈ ခုနှစ်၊ ဩဂုတ်လ ၂၉ ရက်မှ - စက်တင်ဘာလ ၁၄ ရက်အထိ တန်နက်စီအိမ်ရာဖွံ့ဖြိုးတိုးတက်ရေးအေဂျင်စီ (THDA) ဝဘ်ဆိုဒ်တွင် လက်ခံသွားမည်ဖြစ်သည်။

ထို့ပြင် တန်နက်စီပြည်နယ်အတွင်း အိမ်ရာရွေးချယ်မှုပြပွဲဆိုင်ရာ နှောင့်နှေးကြန့်ကြာမှု စိစစ်တွေ့ရှိချက်၏ ၂၀၁၈ ခုနှစ် နောက်ဆုံးသတင်းထုတ်ပြန်ချက်အပေါ် သင်၏ တုံ့ပြန်အကြံပြုချက်ကို ကျွန်ုပ်တို့ လက်ခံရရှိလိုပါသည်။ အစီရင်ခံစာမူကြမ်းအပြည့်အစုံနှင့် တုံ့ပြန်အကြံပြုချက်ဖောင်ပုံစံကို ၂၀၁၈ ခုနှစ်၊ ဩဂုတ်လ ၂၉ ရက်နေ့မှ - စက်တင်ဘာလ ၁၄ ရက်နေ့အတွင်း <https://thda.org/about-thda/public-notice-and-comment> ဝဘ်စာမျက်နှာတွင် တွေ့ရှိနိုင်သည်။

နေရာထိုင်ခင်းတောင်းဆိုမှုအတွက် [LSwanson@thda.org](mailto:LSwanson@thda.org) သို့ ကျေးဇူးပြု၍ ပေးပို့ပါ။

## Somali

### Jawaabcelin Jaaliyadda laga Codsanayo: Guryaynta iyo Horrumarinta Jaaliyadda ee Gobolka Tennessee

Hay'adda Horrumarinta Guryaha ee Gobolka Tennessee [Tennessee Housing Development Agency (THDA)] way dhammeeyeen nuqulka Warbixinta Qiimeynta iyo Waxqabadka Sanadlaha ee Isku jirka [Consolidated Annual Performance and Evaluation Report (CAPER)] ee Qorshaha Isku jirka ee Gobolka Tennessee 2015-19 ee CDBG, ESG, HOME, HOPWA, iyo barnaamijka Sanduuqa Aaminaada Guryaha [Housing Trust Fund (HTF)] Warbixintan sanadlaha ah ee HUD ku socota waxay sharaxaysaa sida miisaaniyadda dowladda federaalka waxaa lagu qarashgareeyay waxyaabo looga faa'ideeyo dadka degan guryaha ee dakhligoodu hooseeyo iyo kuwa dakhligoodu dhexdhexaadka ah iyo sidoo kale guryo iyo horrumarinta howlaha jaaliyadaha kale oo gobolka oo dhan ku baahsan. Muwaadiniinta oo dhan waxaa lagu dhiirigelinnayaa in ay akhriyaan oo ay faallo ka soo bixiyaan macluumaadka warbixintan ku qoran. Nuqulka CAPER waxaad ka heli kartaa si aad u akhristao oo dad waynaha faallo uga bixiyaan kala soo bax <https://thda.org/about-thda/public-notice-and-comment> laga bilaabo 29<sup>ka</sup> Agoosto, 2018. Isticmaal "Luqad Dooro" ["Select Language"] bogga hoose si aad uga doorato qoraallo lagu turjumay luqaddo dhowr ah. Sidoo kale waxaa la diyaarin doonaa xiriiriyaha [links] bogga internetka ee Gobolka Tennessee, ee Waaxda Dhaqaalaha Gobolka TN iyo Horrumarinta Jaaliyadda, Waaxda Caafimaadka TN, iyo mid kasta ee ka mid sagaalka Horrumarinta Degmooyinka Tennessee. Faallada qoraalka ee lagu soo diro dhinnada bogga internetka ee THDA waxaa la oggolaan doonaa laga bilaabo 29<sup>ka</sup> Agoosto – 14<sup>ka</sup> Seteember, 2018.-

Waxaa intaa dheer, waxaan raadinaynaa in jaawaab celin aan kaa helno cusboonaysiintii 2018 ee Ka baaraandegidda Xanibaadyada Dalabka Guryaynta Caddaaladda ee Tennessee [Analysis of Impediments to Fair Housing Choice in Tennessee.] Nuqul warbixinta oo buuxa iyo foormka jawaabcelinta waxaa laga heli karaa <https://thda.org/about-thda/public-notice-and-comment> laga bilaabo 29<sup>ka</sup> Agoosto – 14<sup>ka</sup> Seteember, 2018.

Fadlan codsiyada dejinta/deegaanka ku soo dir [LSwanson@thda.org](mailto:LSwanson@thda.org).

## Sorani

### داوای کاردانه‌وه‌ی کۆمه‌لایه‌تی: پهره‌بێدانی خاتوو‌بهره و کۆمه‌لگا له تێنێسی

دامه‌زراوه‌ی په‌ره‌بێدانی خاتوو‌بهره‌ی تێنێسی (THDA) ره‌ش‌نووسێکی راپۆرتی کار و هه‌ڵسه‌نگاندنی سالانه‌ی تیکه‌ڵکاروای (CAPER) بۆ گه‌له‌له‌ی تیکه‌ڵی 2015-19 ویلایه‌تی تێنێسی سه‌یاره‌ت به‌ به‌رنامه‌کانی CDBG, ESG, HOME, HOPWA و سه‌ندۆقی مه‌مانه‌ی خاتوو‌بهره‌ (HTF) ته‌واو کردوه. ئهم راپۆرته‌ی سالانه‌ بۆ وه‌زاره‌تی خاتوو‌بهره‌ و په‌ره‌بێدانی شه‌ار (HUD) روونی ده‌کاتوه‌ که چۆن بۆده‌جی قه‌دراڵ له‌سه‌ر ئهم پرۆژه‌یه‌ی که له‌ قازانجی دانیه‌ستووانی خاوه‌ن داهاتی که‌م و مامناونده‌ و هه‌روه‌ها له‌سه‌ر ده‌یکه‌ی چالاکییه‌کانی په‌ره‌بێدانی خاتوو‌بهره‌ و کۆمه‌لایه‌تی له‌ سه‌رتاسه‌ری ویلایه‌تدا به‌کار هێنراوه‌. هاووڵاتیان هه‌ن ده‌درێن که زانیارییه‌ هه‌نراوه‌کان له‌ راپۆرته‌که‌دا تاونۆی بکه‌ن و به‌روراکانی خۆیان پێشکه‌ش بکه‌ن. تاونۆیکردن و پێشکه‌شکردنی به‌روراکان له‌سه‌ر ره‌ش‌نووسی CAPER له‌ رێکه‌وتی 29ی ئاگوستی 2018 به‌مه‌انه‌ له‌ رێگای ماله‌یه‌ری ئینتانه‌رێتی <https://thda.org/about-thda/public-notice-and-comment> ده‌کرێ جێمه‌جێ بێت. بۆ ده‌ستی وه‌رگێڕانه‌کان به‌ زمانه‌ جۆراوجۆره‌کان بچنه‌ خواره‌ی لایه‌ره‌که‌، به‌ته‌ی "هه‌له‌زاردنی زمان" (Select Language). لینکه‌که‌مان له‌ ماله‌یه‌ر مه‌کانی ویلایه‌تی تێنێسی، فه‌رمه‌نگه‌ی په‌ره‌بێدانی ئابووری و کۆمه‌لایه‌تی تێنێسی، رێکه‌خراوه‌ی له‌سه‌رخه‌ی تێنێسی، و هه‌رکام له‌ 9 ناوچه‌ی ئاوه‌دانی و په‌ره‌بێدانی تێنێسی له‌ به‌رده‌ستن. به‌رور نووسراوه‌کان له‌ رێگای ئارده‌نی ئه‌لێکترۆنیکی له‌ ماله‌یه‌ری THDA له‌ رێکه‌وتی 29ی ئاگوسته‌وه‌ بۆ 14ی سێپته‌مبه‌ری 2018ی زاینی وه‌رمه‌گیردێن.

سه‌ر مه‌رای ئهم، ئیمه‌ ده‌مه‌یه‌یت فیده‌یه‌ک یان کاردانه‌وه‌ی ئیوه‌ له‌سه‌ر به‌رۆژکردنه‌ مه‌کانی 2018 "تیکه‌ردنه‌وه‌ی په‌ره‌بێدانه‌ی هه‌له‌زاردنی خاتوو‌بهره‌ له‌ تێنێسی" وه‌رگیرێن. ره‌ش‌نووسی ته‌واوی راپۆرت و فۆرمی کاردانه‌وه‌، له‌ رێکه‌وتی 29ی ئاگوست بۆ 14ی سێپته‌مبه‌ری 2018 له‌ ماله‌یه‌ری ئینتانه‌رێتی <https://thda.org/about-thda/public-notice-and-comment> دا هه‌یه‌.

تکلیه‌ داواکارییه‌کانی خاتوو‌بهره‌ی خۆتان بنێرن بۆ ناوێشانی ئیمه‌یلی [LSwanson@thda.org](mailto:LSwanson@thda.org).

## Vietnamese

### **Yêu Cầu Ý Kiến Phản Hồi Từ Cộng Đồng: Phát Triển Nhà Ở và Cộng Đồng ở Tennessee**

Tennessee Housing Development Agency (THDA, Cơ Quan Phát Triển Nhà Ở Tennessee) đã hoàn thành bản dự thảo Consolidated Annual Performance and Evaluation Report (CAPER, Báo Cáo Tổng Hợp Đánh Giá và Hiệu Suất Thường Niên) với Kế Hoạch Tổng Hợp của Tennessee năm 2015-2019 cho các chương trình CDBG, ESG, HOME, HOPWA and Housing Trust Fund (HTF, Quỹ Tín Thắc Gia Cư). Báo cáo thường niên dành cho HUD này mô tả cách các nguồn quỹ liên bang được sử dụng cho những hoạt động có lợi cho cư dân có thu nhập thấp và trung bình cũng như các hoạt động phát triển nhà ở và cộng đồng khác trên toàn tiểu bang. Khuyến khích công dân xem xét và đưa ra nhận xét về các thông tin có trong báo cáo này. Công chúng có thể xem xét và đưa ra nhận xét về bản dự thảo CAPER tại <https://thda.org/about-thda/public-notice-and-comment> bắt đầu từ ngày 29 tháng 8 năm 2018. Sử dụng nút "Chọn Ngôn Ngữ" ở cuối trang để có bản dịch nhiều ngôn ngữ. Có sẵn đường dẫn trên các trang web của Tiểu Bang Tennessee, TN Department of Economic and Community Development (Sở Phát Triển Kinh Tế và Cộng Đồng TN), TN Department of Health (Sở Y Tế TN) và một trong chín Development Districts of Tennessee (Quận Phát Triển Tennessee). Tiếp nhận các nhận xét bằng văn bản qua phương tiện điện tử trên trang web của THDA từ ngày 29 tháng 8 đến ngày 14 tháng 9 năm 2018.

Ngoài ra, chúng tôi cũng muốn thu thập ý kiến của quý vị về bản cập nhật Phân Tích Các Trở Ngại Đối Với Lựa Chọn Nhà Ở Công Bằng Năm 2018 tại Tennessee. Quý vị có thể tìm thấy bản dự thảo báo cáo đầy đủ và biểu mẫu đóng góp ý kiến tại <https://thda.org/about-thda/public-notice-and-comment> từ ngày 29 tháng 8 đến ngày 14 tháng 9 năm 2018.

Vui lòng gửi yêu cầu điều chỉnh hợp lý đến [LSwanson@thda.org](mailto:LSwanson@thda.org).

## Website Notices



### **Community Feedback Requested: Housing and Community Development in Tennessee**

State of Tennessee's Consolidated Annual Performance and Evaluation Report and Final Draft of the Analysis of Impediments to Fair Housing Choice in Tennessee

August 29--September 14, 2018

The Tennessee Housing Development Agency (THDA) has completed a draft of the Consolidated Annual Performance and Evaluation Report (CAPER) on the 2015-19 Tennessee Consolidated Plan for the CDBG, ESG, HOME, HOPWA, and Housing Trust Fund (HTF) programs. This annual report to HUD describes how federal funds were spent on activities that benefit low and moderate income residents as well as other housing and community development activities across the state. Citizens are encouraged to review and make comments on information contained in the report. Use "Select Language" at the bottom of this page for multiple translations. Written comments via electronic submission on the THDA website will be accepted from August 29 - September 14, 2018. Notices and feedback forms are available in English, Spanish, Arabic, Bahdini, Bosnian, Burmese, Somali, Sorani, and Vietnamese.

Additionally, we are seeking your feedback on the 2018 update to the Analysis of Impediments to Fair Housing Choice in Tennessee. A full draft of the report and a feedback form can be found below from August 29 - September 14, 2018. Feedback forms are available in English and Spanish.

Please send accommodation requests to [LSwanson@thda.org](mailto:LSwanson@thda.org).

All other questions to [Research@thda.org](mailto:Research@thda.org).

Click [HERE](#) to view the CAPER.

Click [HERE](#) to view the Executive Summary.

Click [HERE](#) to comment on the CAPER/Haga clic [AQUÍ](#) para comentar sobre el CAPER

Click [HERE](#) to view the Analysis of Impediments Report.

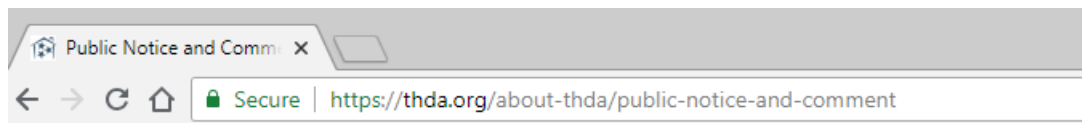
Click [HERE](#) to comment on the Analysis of Impediments Report/Haga clic [AQUÍ](#) para comentar sobre el Plan Vivienda Justa

#### **Se Pide Comentarios de la Comunidad:**

#### **Desarrollo de Viviendas y la Comunidad en Tennessee**

La Agencia de Desarrollo de Viviendas de Tennessee (THDA) ha completado un borrador del Informe Anual Consolidado de Rendimiento y Evaluación (CAPER) para el Plan Consolidado de Tennessee 2015-19 para los programas CDBG, (Bloque de Subvenciones para Desarrollo Comunitario), ESG (Subvenciones de Soluciones de Emergencia), HOME (Programa de Asociación en Inversiones), HOPWA (Programa de Oportunidades de Vivienda para Personas con SIDA), el Fondo Fiduciario de Viviendas. Este informe anual a HUD (Departamento de Vivienda y Desarrollo Urbano de los EE.UU) describe cómo fondos federales fueron gastados en actividades que benefician residentes de ingresos bajos y moderados, tal como otras actividades de viviendas y desarrollo comunitario a lo largo del estado. Se exhorta a que los ciudadanos revisen y hagan comentarios en cuanto a la información contenida en el informe. Comentarios por escrito y por vía electrónica en el sitio web de THDA serán aceptados desde el 29 de agosto hasta el 14 de septiembre de 2018.

Además, buscamos sus comentarios sobre la actualización de 2018 al Análisis de Impedimentos a Opciones de Equidad en la Vivienda en Tennessee. Se pueden encontrar un borrador completo del informe y un formulario de comentarios abajo desde el 29 de agosto hasta el 14 de septiembre de



Click [HERE](#) to comment on the CAPER/Haga clic [AQUÍ](#) para comentar sobre el CAPER

Click [HERE](#) to view the Analysis of Impediments Report.

Click [HERE](#) to comment on the Analysis of Impediments Report/Haga clic [AQUÍ](#) para comentar sobre el Plan Vivienda Justa

#### **Se Pide Comentarios de la Comunidad:**

##### **Desarrollo de Viviendas y la Comunidad en Tennessee**

La Agencia de Desarrollo de Viviendas de Tennessee (THDA) ha completado un borrador del Informe Anual Consolidado de Rendimiento y Evaluación (CAPER) para el Plan Consolidado de Tennessee 2015-19 para los programas CDBG, (Bloque de Subvenciones para Desarrollo Comunitario), ESG (Subvenciones de Soluciones de Emergencia), HOME (Programa de Asociación en Inversiones), HOPWA (Programa de Oportunidades de Vivienda para Personas con SIDA), el Fondo Fiduciario de Viviendas. Este informe anual a HUD (Departamento de Vivienda y Desarrollo Urbano de los EE.UU) describe cómo fondos federales fueron gastados en actividades que benefician residentes de ingresos bajos y moderados, tal como otras actividades de viviendas y desarrollo comunitario a lo largo del estado. Se exhorta a que los ciudadanos revisen y hagan comentarios en cuanto a la información contenida en el informe. Comentarios por escrito y por vía electrónica en el sitio web de THDA serán aceptados desde el 29 de agosto hasta el 14 de septiembre de 2018.

Además, buscamos sus comentarios sobre la actualización de 2018 al Análisis de Impedimentos a Opciones de Equidad en la Vivienda en Tennessee. Se pueden encontrar un borrador completo del informe y un formulario de comentarios abajo desde el 29 de agosto hasta el 14 de septiembre de 2018.

Por favor envíe peticiones para acomodaciones a [LSwanson@thda.org](mailto:LSwanson@thda.org).

Todas las demás preguntas a [Research@thda.org](mailto:Research@thda.org).

Haga clic [AQUÍ](#) para ver el Resumen del Plan de CAPER.

Click [here](#) for Arabic

Click [here](#) for Kurdish (Bahdini)

Click [here](#) for Kurdish (Sorani)

Click [here](#) for Bosnian

Click [here](#) for Burmese

Click [here](#) for Somali

Click [here](#) for Vietnamese

## Community Feedback Requested:

### Housing and Community Development in Tennessee

State of Tennessee's Consolidated Annual Performance and Evaluation Report

And Final Draft of the Analysis of Impediments to Fair Housing Choice in Tennessee

August 29 – September 14, 2018

[Click HERE to view reports and to comment](#)

The Tennessee Housing Development Agency (THDA) has completed a draft of the Consolidated Annual Performance and Evaluation Report (CAPER) on the 2015–19 Tennessee Consolidated Plan for the CDBG, ESG, HOME, HOPWA, and Housing Trust Fund (HTF) programs. This annual report to HUD describes how federal funds were spent on activities that benefit low and moderate income residents as well as other housing and community development activities across the state. Citizens are encouraged to review and make comments on information contained in the report. Use “Select Language” at the bottom of this page for multiple translations. Written comments via electronic submission on the THDA website will be accepted from August 29 – September 14, 2018. Notices and feedback forms are available in English, Spanish, Arabic, Bahdini, Bosnian, Burmese, Somali, Sorani, and Vietnamese.

Additionally, we are seeking your feedback on the 2018 update to the Analysis of Impediments to Fair Housing Choice in Tennessee. A full draft of the report and a feedback form are available from August 29 – September 14, 2018. Feedback forms are available in English and Spanish.

#### Se Pide Comentarios de la Comunidad:

#### Desarrollo de Viviendas y la Comunidad en Tennessee

La Agencia de Desarrollo de Viviendas de Tennessee (THDA) ha completado un borrador del Informe Anual Consolidado de Rendimiento y Evaluación (CAPER) para el Plan Consolidado de Tennessee 2015–19 para los programas CDBG, (Bloque de Subvenciones para Desarrollo Comunitario), ESG (Subvenciones de Soluciones de Emergencia), HOME (Programa de Asociación en Inversiones), HOPWA (Programa de Oportunidades de Vivienda para Personas con SIDA), el Fondo Fiduciario de Viviendas. Este informe anual a HUD (Departamento de Vivienda y Desarrollo Urbano de los EE.UU) describe cómo fondos federales fueron gastados en actividades que benefician residentes de ingresos bajos y moderados, tal como otras actividades de viviendas y desarrollo comunitario a lo largo del estado. Se exhorta a que los ciudadanos revisen y hagan comentarios en cuanto a la información contenida en el informe. Comentarios por escrito y por vía electrónica en el sitio web de THDA serán aceptados desde el 29 de agosto hasta el 14 de septiembre de 2018.

Además, buscamos sus comentarios sobre la actualización de 2018 al Análisis de Impedimentos a Opciones de Equidad en la Vivienda en Tennessee. Un borrador completo del informe y un formulario de comentarios están disponibles del 29 de agosto al 14 de septiembre de 2018.



Public Comment: Housing

Public Comment: Housing and Community Development in Tennessee

links

THDA

USHMC - National Housing

Edison

Governing

IDIS

TalentQuest

Date Calculator

Sage

AEM

Gentrification

TN

Tennessee State Government

Go to TN.gov

Search All Tennessee Government

Residents

Business

Government

Employment

Directory

Help

PickTNFarmandRestaurant

Public Comment: Housing and Community Development in Tennessee

THDA Opens Public Comment on Housing and Community Development in Tennessee

August 29, 2018 - September 14, 2018

The Tennessee Housing Development Agency (THDA) has completed a draft of the Consolidated Annual Performance and Evaluation Report (CAPER) on the 2015-19 Tennessee Consolidated Plan for the Community Development Block Grant (CDBG), Emergency Solutions Grant (ESG), HOME Investment Partnerships (HOME), Housing Opportunities for Persons with AIDS (HOPWA), and Housing Trust Fund (HTF) programs. This annual report to HUD describes how federal funds were spent on activities that benefit low and moderate income residents as well as other housing and community development activities across the State. Citizens are encouraged to review and make comments on information contained in the report. A link is provided below and will also be available on the websites of TN ECD, TN Dept. of Health, and each of the nine Development Districts of Tennessee. [Written comments via electronic submission on the THDA website will be accepted from August 29 through September 14, 2018.](#)

Additionally, THDA is seeking your feedback on the 2018 update to the Analysis of Impediments to Fair Housing Choice in Tennessee. A full draft of the report and a feedback form can be found below. Comments will be accepted from August 29 through September 14, 2018.

Please send accommodation requests to [LSwanson@thda.org](mailto:LSwanson@thda.org) or other questions to [Research@thda.org](mailto:Research@thda.org).

Visit <https://thda.org/about-thda/public-notice-and-comment> for drafts and feedback forms. Notices and feedback forms in additional languages are also available via the link. Thank you!

Event

August 29, 2018 - September 14, 2018

12:00 am to 11:59 pm CDT

Flag Status: Half Staff

Live Chat

Help

Share

Translate

Font Size

## Community Development Block Grant

### Community Development Block Grant

About CDBG

Community Development ("Regular Round")

Disaster CDBG Program

Fair Housing

Annual Action Plan

CDBG Manual

Annual and Final Report

CDBG Applications

Appalachian Regional Commission

Delta Regional Authority

# Community Development Block Grant

## Public Notice

**Community Feedback Requested:  
Housing and Community Development in Tennessee**

**Consolidated Annual Performance and Evaluation Report**

**and 2018 Update to the Tennessee Analysis of Impediments to Fair Housing Choice (Draft)**

**August 29 – September 14, 2018**

The Tennessee Housing Development Agency (THDA) has completed a draft of the Consolidated Annual Performance and Evaluation Report (CAPER) on the 2015-19 Tennessee Consolidated Plan for the CDBG, ESG, HOME, HOPWA, and Housing Trust Fund (HTF) programs. This annual report to HUD describes how federal funds were spent on activities that benefit low and moderate income residents as well as other housing and community development activities across the state. Citizens are encouraged to review and make comments on information contained in the report. The CAPER draft is available for review and public comment at <https://thda.org/about-thda/public-notice-and-comment> beginning August 29, 2018. Use "Select Language" at the bottom of the page for multiple translations. Links will also be available on the websites of the State of Tennessee, TN Department of Economic and Community Development, TN Department of Health, and each of the nine Development Districts of Tennessee. Written comments via electronic submission on the THDA website will be accepted from August 29 - September 14, 2018.

Additionally, we are seeking your feedback on the 2018 update to the Analysis of Impediments to Fair Housing Choice in Tennessee. A full draft of the report and a feedback form can be found at <https://thda.org/about-thda/public-notice-and-comment> from August 29 – September 14, 2018.

**Se Pide Comentarios de la Comunidad:  
Desarrollo de Viviendas y la Comunidad en Tennessee**

La Agencia de Desarrollo de Viviendas de Tennessee (THDA) ha completado un borrador del Informe Anual Consolidado de Rendimiento y Evaluación (CAPER) para el Plan Consolidado de Tennessee 2015-19 para los programas CDBG, (Bloque de Subvenciones para Desarrollo Comunitario), ESG (Subvenciones de Soluciones de Emergencia), HOME (Programa de Asociación en Inversiones), HOPWA (Programa de Oportunidades de Vivienda para Personas con SIDA), el Fondo Fiduciario de Viviendas. Este informe anual a HUD (Departamento de Vivienda y Desarrollo Urbano de los EE.UU.) describe cómo fondos federales fueron gastados en actividades que benefician residentes de ingresos bajos y moderados, tal como otras actividades de viviendas y desarrollo comunitario a lo largo del estado. Se exhorta a que los ciudadanos revisen y hagan comentarios en cuanto a la información contenida en el informe. A partir del 29 de agosto de 2018, el borrador del CAPER está disponible para revisar y comentarios públicos a <https://thda.org/about-thda/public-notice-and-comment>. Use "Select Language" al fin de la página para tradiciones múltiples. Vinculos también estarán disponibles en los sitios web del Estado de Tennessee, el Departamento de Desarrollo Económico y Comunitario de Tennessee, el Departamento de Salud de Tennessee, y cada uno de los nueve Distritos de Desarrollo de Tennessee. Comentarios por escrito y por vía electrónica en el sitio web de THDA serán aceptados desde el 29 de agosto hasta el 14 de septiembre de 2018.

Además, buscamos sus comentarios sobre la actualización de 2018 al Análisis de Impedimentos a Opciones de Equidad en la Vivienda en Tennessee. Se pueden encontrar un borrador completo del informe y un formulario de comentarios a <https://thda.org/about-thda/public-notice-and-comment> desde el 29 de agosto hasta el 14 de septiembre de 2018.

Notices in Arabic, Bahdini, Sorani, Bosnian, Burmese, Somali, and Vietnamese are located on [the THDA website](#).



**Community Feedback Requested:**  
**Housing and Community Development in Tennessee**

The Tennessee Housing Development Agency (THDA) has completed a draft of the Consolidated Annual Performance and Evaluation Report (CAPER) on the 2015-19 Tennessee Consolidated Plan for the CDBG, ESG, HOME, HOPWA, and Housing Trust Fund (HTF) programs. This annual report to HUD describes how federal funds were spent on activities that benefit low and moderate income residents as well as other housing and community development activities across the state. Citizens are encouraged to review and make comments on information contained in the report. The CAPER draft is available for review and public comment at <https://thda.org/about-thda/public-notice-and-comment> beginning August 29, 2018. Use "Select Language" at the bottom of the page for multiple translations. Links will also be available on the websites of the State of Tennessee, TN Department of Economic and Community Development, TN Department of Health, and each of the nine Development Districts of Tennessee. Written comments via electronic submission on the THDA website will be accepted from August 29 – September 14, 2018.

Additionally, we are seeking your feedback on the 2018 update to the Analysis of Impediments to Fair Housing Choice in Tennessee. A full draft of the report and a feedback form can be found at <https://thda.org/about-thda/public-notice-and-comment> from August 29 – September 14, 2018.

Please send accommodation requests to [LSwanson@thda.org](mailto:LSwanson@thda.org).

**Se Pide Comentarios de la Comunidad:**  
**Desarrollo de Viviendas y la Comunidad en Tennessee**

La Agencia de Desarrollo de Viviendas de Tennessee (THDA) ha completado un borrador del Informe Anual Consolidado de Rendimiento y Evaluación (CAPER) para el Plan Consolidado de Tennessee 2015-19 para los programas CDBG, (Bloque de Subvenciones para Desarrollo Comunitario), ESG (Subvenciones de Soluciones de Emergencia), HOME (Programa de Asociación en Inversiones), HOPWA (Programa de Oportunidades de Vivienda para Personas con SIDA), el Fondo Fiduciario de Viviendas. Este Informe anual a HUD (Departamento de Vivienda y Desarrollo Urbano de los EE.UU.) describe cómo fondos federales fueron gastados en actividades que benefician residentes de ingresos bajos y moderados, tal como otras actividades de viviendas y desarrollo comunitario a lo largo del estado. Se exhorta a que los ciudadanos revisen y hagan comentarios en cuanto a la información contenida en el informe. A partir del 29 de agosto de 2018, el borrador del CAPER está disponible para revisar y comentarios públicos a <https://thda.org/about-thda/public-notice-and-comment>. Use "Select Language" al fin de la página para tradiciones múltiples. Vínculos también estarán disponibles en los sitios web del Estado de Tennessee, el Departamento de Desarrollo Económico y Comunitario de Tennessee, el Departamento de Salud de Tennessee, y cada uno de los nueve Distritos de Desarrollo de Tennessee. Comentarios por escrito y por vía electrónica en el sitio web de THDA serán aceptados desde el 29 de agosto hasta el 14 de septiembre de 2018.

Además, buscamos sus comentarios sobre la actualización de 2018 al Análisis de Impedimentos a Opciones de Equidad en la Vivienda en Tennessee. Se pueden encontrar un borrador completo del informe y un formulario de comentarios a <https://thda.org/about-thda/public-notice-and-comment> desde el 29 de agosto hasta el 14 de septiembre de 2018:

Por favor envíe peticiones para acomodaciones a [LSwanson@thda.org](mailto:LSwanson@thda.org).

**Notices in Arabic, Bahdini, Sorani, Bosnian, Burmese, Somali, and Vietnamese are located on the THDA website**

FTDD :: Public Notices

www.ftdd.org/public-notice/

THDA Public Comment Notice

(With Translations Included)

Community Feedback Requested:  
Housing and Community Development in Tennessee

The Tennessee Housing Development Agency (THDA) has completed a draft of the Consolidated Annual Performance and Evaluation Report (CAPER) on the 2015-19 Tennessee Consolidated Plan for the CDBG, ESG, HOME, HOPWA, and Housing Trust Fund (HTF) programs. This annual report to HUD describes how federal funds were spent on activities that benefit low and moderate income residents as well as other housing and community development activities across the state. Citizens are encouraged to review and make comments on information contained in the report. The CAPER draft is available for review and public comment at <https://thda.org/about-thda/public-notice-and-comment> beginning August 29, 2018. Use "Select Language" at the bottom of the page for multiple translations. Links will also be available on the websites of the State of Tennessee, TN Department of Economic and Community Development, TN Department of Health, and each of the nine Development Districts of Tennessee. Written comments via electronic submission on the THDA website will be accepted from August 29 - September 14, 2018.

Additionally, we are seeking your feedback on the 2018 update to the Analysis of Impediments to Fair Housing Choice in Tennessee. A full draft of the report and a feedback form can be found at <https://thda.org/about-thda/public-notice-and-comment> from August 29 – September 14, 2018.

Please send accommodation requests to [LSwanson@thda.org](mailto:LSwanson@thda.org).

GNRC -- GNRC - Greater

Secure | https://www.gnrc.org/news-events/

MPU  
RFP Re-Issued for Regional Smart  
Mobility Assessment

## Archives

- September 2018
- August 2018
- July 2018
- May 2018
- April 2018
- August 2017
- June 2017
- May 2017
- April 2017
- March 2017
- February 2017
- November 2016
- October 2016
- June 2016
- May 2016
- April 2016
- January 2016
- November 2015
- September 2015
- August 2015
- June 2015
- May 2015
- April 2015
- March 2015
- December 2014
- November 2014
- September 2014
- August 2014
- April 2014
- December 2011

View  
GNRC  
Members

## Community Feedback Requested: Housing and Community Development in Tennessee

### Community Feedback Requested:

#### Housing and Community Development in Tennessee

The Tennessee Housing Development Agency (THDA) has completed a draft of the Consolidated Annual Performance and Evaluation Report (CAPER) on the 2015-19 Tennessee Consolidated Plan for the CDBG, ESG, HOME, HOPWA, and Housing Trust Fund (HTF) programs. This annual report to HUD describes how federal funds were spent on activities that benefit low and moderate income residents as well as other housing and community development activities across the state. Citizens are encouraged to review and make comments on information contained in the report. The CAPER draft is available for review and public comment online [here](#) beginning August 29, 2018. Use "Select Language" at the bottom of the page for multiple translations. Links will also be available on the websites of the State of Tennessee, TN Department of Economic and Community Development, TN Department of Health, and each of the nine Development Districts of Tennessee. Written comments via electronic submission on the THDA website will be accepted from August 29 to September 14, 2018.

Additionally, we are seeking your feedback on the 2018 update to the Analysis of Impediments to Fair Housing Choice in Tennessee. A full draft of the report and a feedback form can be found online [here](#) from August 29 to September 14, 2018.

Please send accommodation requests to [LSwanson@thda.org](mailto:LSwanson@thda.org).

#### Se Pide Comentarios de la Comunidad:

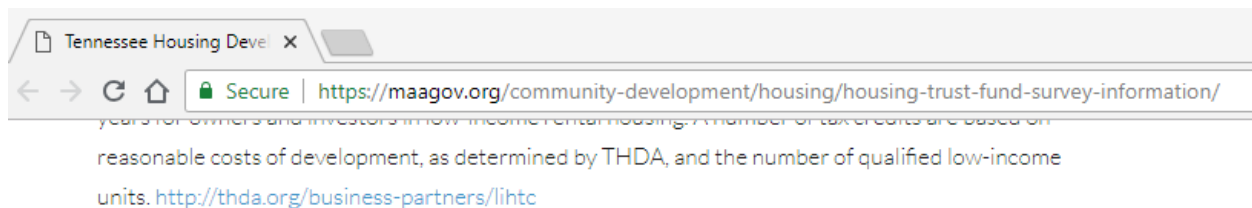
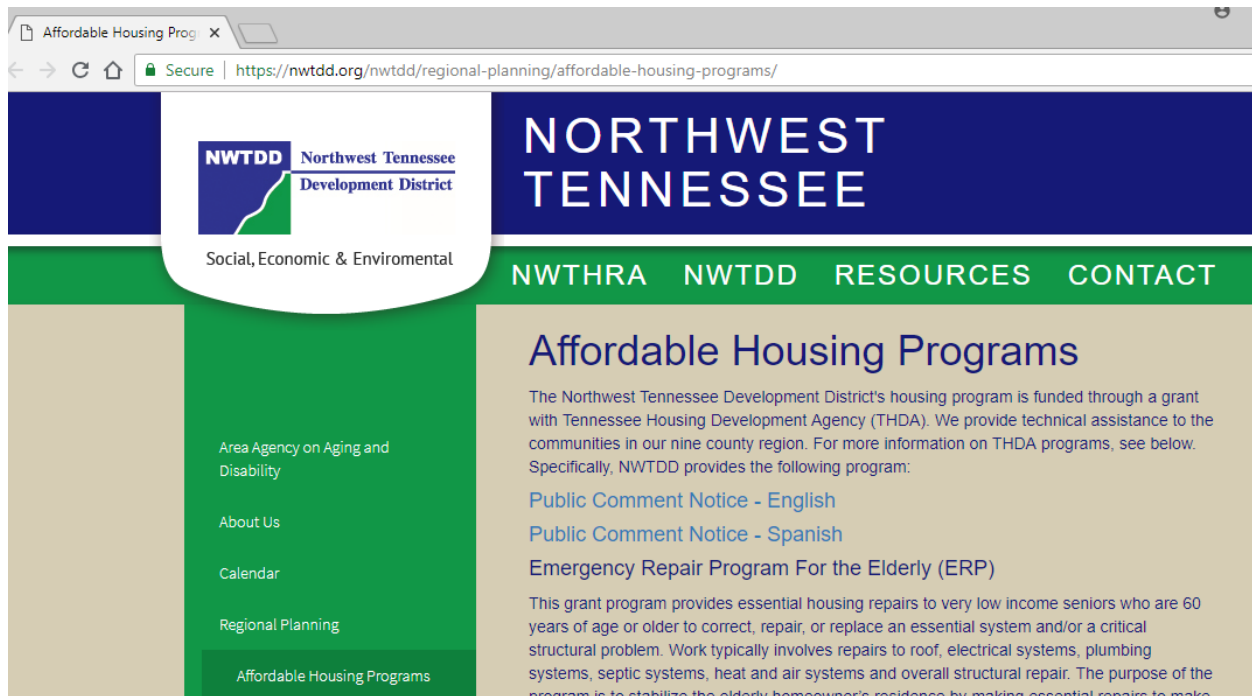
#### Desarrollo de Viviendas y la Comunidad en Tennessee

La Agencia de Desarrollo de Viviendas de Tennessee (THDA) ha completado un borrador del Informe Anual Consolidado de Rendimiento y Evaluación (CAPER) para el Plan Consolidado de Tennessee 2015-19 para los programas CDBG, (Bloque de Subvenciones para Desarrollo Comunitario), ESG (Subvenciones de Soluciones de Emergencia), HOME (Programa de Asociación en Inversiones), HOPWA (Programa de Oportunidades de Vivienda para Personas con SIDA), el Fondo Fiduciario de Viviendas. Este informe anual a HUD (Departamento de Vivienda y Desarrollo Urbano de los EE.UU) describe cómo fondos federales fueron gastados en actividades que benefician residentes de ingresos bajos y moderados, tal como otras actividades de viviendas y desarrollo comunitario a lo largo del estado. Se exhorta a que los ciudadanos revisen y hagan comentarios en cuanto a la información contenida en el informe. A partir del 29 de agosto de 2018, el borrador del CAPER está disponible para revisar y comentarios públicos a [thda.org/about-thda/public-notice-and-comment](http://thda.org/about-thda/public-notice-and-comment). Use "Select Language" al fin de la página para tradiciones múltiples. Vínculos también estarán disponibles en los sitios web del Estado de Tennessee, el Departamento de Desarrollo Económico y Comunitario de Tennessee, el Departamento de Salud de Tennessee, y cada uno de los nueve Distritos de Desarrollo de Tennessee. Comentarios por escrito y por vía electrónica en el sitio web de THDA serán aceptados desde el 29 de agosto hasta el 14 de septiembre de 2018.

Además, buscamos sus comentarios sobre la actualización de 2018 al Análisis de Impedimentos a Opciones de Equidad en la Vivienda en Tennessee. Se pueden encontrar un borrador completo del informe y un formulario de comentarios a [thda.org/about-thda/public-notice-and-comment](http://thda.org/about-thda/public-notice-and-comment) desde el 29 de agosto hasta el 14 de septiembre de 2018.

Por favor envíe peticiones para acomodaciones a [LSwanson@thda.org](mailto:LSwanson@thda.org).

Posted on: 29 Aug, 2018



For more information, please contact Donna Duarte, Program Liaison for Multifamily Development at 615-815-4142.

#### Additional Housing Links:

- [Tennessee Fair Housing Council](#)
- [Governor's Housing Summit, September 20-21, Nashville](#)
- [Housing Assistance Council](#)
- [Pros and Cons of USDA Loans](#)
- [PUBLIC NOTICE: THDA Accepting Public Comments on the 2015-19 Consolidated Annual Performance and Evaluation Report \(CAPER\)](#)




South Central TN Develo X

www.sctdd.org/content/comdev/php/index.php?page=4

Home | Regional Data | Aging & Disability | Community Development | Economic Development | Public Transportation

### The Tennessee Housing Development Agency (THDA)

As the State's housing finance agency, the Tennessee Housing Development Agency (THDA) is a self-sufficient, independently funded, publicly accountable entity of the State of Tennessee. THDA's mission is to ensure that every Tennessean has access to safe, sound, affordable housing opportunities. More information about THDA programs can be found online at [www.thda.org](http://www.thda.org)



-----

#### Community Feedback Requested Housing and Community Development in Tennessee

The Tennessee Housing Development Agency (THDA) has completed a draft of the Consolidated Annual Performance and Evaluation Report (CAPER) on the 2015-19 Tennessee Consolidated Plan for the CDBG, ESG, HOME, HOPWA, and Housing Trust Fund (HTF) programs. This annual report to HUD describes how federal funds were spent on activities that benefit low and moderate income residents as well as other housing and community development activities across the state. Citizens are encouraged to review and make comments on information contained in the report. The CAPER draft is available for review and public comment at <https://thda.org/about-thda/public-notice-and-comment> beginning August 29, 2018.

Use "Select Language" at the bottom of the page for multiple translations. Links will also be available on the websites of the State of Tennessee, TN Department of Economic and Community Development, TN Department of Health, and each of the nine Development Districts of Tennessee. Written comments via electronic submission on the THDA website will be accepted from August 29 - September 14, 2018.

Additionally, we are seeking your feedback on the 2018 update to the Analysis of Impediments to Fair Housing Choice in Tennessee. A full draft of the report and a feedback form can be found at <https://thda.org/about-thda/public-notice-and-comment> from August 29 - September 14, 2018.

Please send accommodation requests to [LSwanson@thda.org](mailto:LSwanson@thda.org)

#### Se Pide Comentarios de la Comunidad Desarrollo de Viviendas y la Comunidad en Tennessee

La Agencia de Desarrollo de Viviendas de Tennessee (THDA) ha completado un borrador del Informe Anual Consolidado de Rendimiento y Evaluación (CAPER) para el Plan Consolidado de Tennessee 2015-19 para los programas CDBG, (Bloque de Subvenciones para Desarrollo Comunitario), ESG (Subvenciones de Soluciones de Emergencia), HOME (Programa de Asociación en Inversiones), HOPWA (Programa de Oportunidades de Vivienda para Personas con SIDA), el Fondo Fiduciario de Viviendas. Este informe anual a HUD (Departamento de Vivienda y Desarrollo Urbano de los EE.UU.) describe como fondos federales fueron gastados en actividades que benefician residentes de ingresos bajos y moderados, tal como otras actividades de viviendas y desarrollo comunitario a lo largo del estado. Se exhorta a que los ciudadanos revisen y hagan comentarios en cuanto a la información contenida en el informe. A partir del 29 de agosto de 2018, el borrador del CAPER está disponible para revisar y comentarios públicos a <https://thda.org/about-thda/public-notice-and-comment>. Use "Select Language" al fin la página para tradiciones múltiples. Vínculos también estarán disponibles en los sitios web del Estado de Tennessee, el Departamento de Desarrollo Económico y Comunitario de Tennessee, el Departamento de Salud de Tennessee, y cada uno de los nueve Distritos de Desarrollo de Tennessee. Comentarios por escrito y por vía electrónica en el sitio web de THDA serán aceptados desde el 29 de agosto hasta el 14 de septiembre de 2018.

Además buscamos sus comentarios sobre la actualización de 2018 el Análisis de impedimentos a Opciones de Equidad en la Vivienda en Tennessee. Se pueden encontrar un borrador completo del informe y un formulario de comentarios a <https://thda.org/about-thda/public-notice-and-comment> desde el 29 de agosto hasta el 14 de septiembre de 2018.

Por favor envíe peticiones para acomodaciones a [LSwanson@thda.org](mailto:LSwanson@thda.org)

Southeast TN developme X

www.sedev.org/housing-program/

setd southeast tennessee development housing program

## Housing Program

Current Public Notices:

[HOME, ERP, CONTRACTORS Public Notice](#)

[Community Feedback Requested](#)

[Se Pide Comentarios de la Comunidad](#)

Notices in Arabic, Bahdini, Sorani, Bosnian, Burmese, Somali, and Vietnamese are located on [the THDA website](#)





## Executive Order 12372, National Environmental Policy Act, and Other Environmental Assessments

## Historic Preservation

## Tennessee Housing Development Agency (THDA)

As the State's housing finance agency, the Tennessee Housing Development Agency (THDA) is a self-sufficient, independently funded, publicly accountable entity of the State of Tennessee. THDA's mission is to ensure that every Tennessean has access to safe, sound, affordable housing opportunities. More information about THDA programs can be found online at [www.thda.org](http://www.thda.org).

[Public Comment Notice in English](#)

[Public Comment Notice in Spanish](#)

Notices in Arabic, Bahdini, Sorani, Bosnain, Burmese, Somali, and Vietnamese are located on [the THDA website](#).

## Community Programs Divisions



## THDA Community Feedback Request

Home / Housing Public Notices, Uncategorized / THDA Community Feedback Request

### THDA Community Feedback Request

#### Community Feedback Requested: Housing and Community Development in Tennessee

The Tennessee Housing Development Agency (THDA) has completed a draft of the Consolidated Annual Performance and Evaluation Report (CAPER) on the 2015-19 Tennessee Consolidated Plan for the CDBG, ESG, HOME, HOPWA, and Housing Trust Fund (HTF) programs. This annual report to HUD describes how federal funds were spent on activities that benefit low and moderate income residents as well as other housing and community development activities across the state. Citizens are encouraged to review and make comments on information contained in the report. The CAPER draft is available for review and public comment at <https://thda.org/about-thda/public-notice-and-comment> beginning August 29, 2018. Use "Select Language" at the bottom of the page for multiple translations. Links will also be available on the websites of the State of Tennessee, TN Department of Economic and Community Development, TN Department of Health, and each of the nine Development Districts of Tennessee. Written comments via electronic submission on the THDA website will be accepted from August 29 – September 14, 2018.

-Additionally, we are seeking your feedback on the 2018 update to the Analysis of Impediments to Fair Housing Choice in Tennessee. A full draft of the report and a feedback form can be found at <https://thda.org/about-thda/public-notice-and-comment> from August 29 – September 14, 2018.

Please send accommodation requests to [LSwanson@thda.org](mailto:LSwanson@thda.org).

Se Pide Comentarios de la Comunidad:  
Desarrollo de Viviendas y la Comunidad en Tennessee

La Agencia de Desarrollo de Viviendas de Tennessee (THDA) ha completado un borrador del Informe Anual Consolidado de Rendimiento y Evaluación (CAPER) para el Plan Consolidado de Tennessee 2015-19 para los programas CDBG, (Bloque de Subvenciones para Desarrollo Comunitario), ESG (Subvenciones de Soluciones de Emergencia), HOME (Programa de Asociación en Inversiones), HOPWA (Programa de Oportunidades de Vivienda para Personas con SIDA), el Fondo Fiduciario de Viviendas. Este informe anual a HUD (Departamento de Vivienda y Desarrollo Urbano de los EE.UU) describe cómo fondos federales fueron gastados en actividades que benefician residentes de ingresos bajos y moderados, tal como otras actividades de viviendas y desarrollo comunitario a lo largo del estado. Se exhorta a que los ciudadanos revisen y hagan comentarios en cuanto a la información contenida en el informe. A partir del 29 de agosto de 2018, el borrador del CAPER está disponible para revisar y comentarios públicos a <https://thda.org/about-thda/public-notice-and-comment>. Use "Select Language" al fin de la página para tradiciones múltiples. Vínculos también estarán disponibles en los sitios web del Estado de Tennessee, el Departamento de Desarrollo Económico y Comunitario de Tennessee, el Departamento de Salud de Tennessee, y cada uno de los nueve Distritos de Desarrollo de Tennessee. Comentarios por escrito y por vía electrónica en el sitio web de THDA serán aceptados desde el 29 de agosto hasta el 14 de septiembre de 2018

-

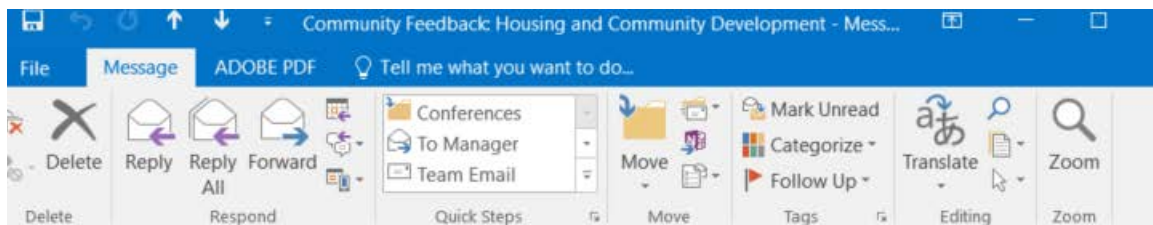
Además, buscamos sus comentarios sobre la actualización de 2018 al Análisis de Impedimentos a Opciones de Equidad en la Vivienda en Tennessee. Se pueden encontrar un borrador completo del informe y un formulario de comentarios a <https://thda.org/about-thda/public-notice-and-comment> desde el 29 de agosto hasta el 14 de septiembre de 2018.

Por favor envíe peticiones para acomodaciones a [LSwanson@thda.org](mailto:LSwanson@thda.org).

Notices in Arabic, Bahdini, Sorani, Bosnian, Burmese, Somali, and Vietnamese are located on the THDA website

September 5th, 2018 | Housing Public Notices, Uncategorized | 0 Comments

## Email Blasts



Wed 9/5/2018 9:15 AM

TN Housing Development Agency <research@thda.org>

Community Feedback: Housing and Community Development

o Megan Webb

i If there are problems with how this message is displayed, click here to view it in a web browser.



## Community Feedback: Housing and Community Development in Tennessee

Now Accepting Comments on the 2017-18 CAPER  
& Final Draft of the 2018 Analysis of Impediments to Fair Housing Choice

August 29 - September 14, 2018

The Tennessee Housing Development Agency (THDA) has completed a draft of the Consolidated Annual Performance and Evaluation Report (CAPER) on the 2015-19 Tennessee Consolidated Plan for the CDBG, ESG, HOME, HOPWA, and Housing Trust Fund (HTF) programs. This annual report to HUD describes how federal funds were spent on activities that benefit low and moderate income residents as well as other housing and community development activities across the state. Citizens are encouraged to review and make comments on information contained in the report. Written comments via electronic submission on the THDA website will be accepted from August 29 - September 14, 2018. Notices and feedback forms are available in English, Spanish, Arabic, Bahdini, Bosnian, Burmese, Somali, Sorani, and Vietnamese.

Additionally, we are seeking your feedback on the 2018 update to the Analysis of Impediments to Fair Housing Choice in Tennessee. A full draft of the report and a feedback form can be found on the THDA website from August 29 - September 14, 2018. Feedback forms are available in English and Spanish.

[Review the CAPER](#) or [Comment](#)

[CAPER Executive Summary](#)

[Review the Analysis of Impediments to Fair Housing Choice](#) or [Comment](#)

Please send accommodation requests to [LSwanson@thda.org](mailto:LSwanson@thda.org)

All other questions to [Research@thda.org](mailto:Research@thda.org)

Wed 9/5/2018 9:15 AM

TN Housing Development Agency <research@thda.org>

Community Feedback: Housing and Community Development

bb

problems with how this message is displayed, click here to view it in a web browser.

**Se Pide Comentarios de la Comunidad:  
Desarrollo de Viviendas y la Comunidad en Tennessee**

La Agencia de Desarrollo de Viviendas de Tennessee (THDA) ha completado un borrador del Informe Anual Consolidado de Rendimiento y Evaluación (CAPER) para el Plan Consolidado de Tennessee 2015-19 para los programas CDBG, (Bloque de Subvenciones para Desarrollo Comunitario), ESG (Subvenciones de Soluciones de Emergencia), HOME (Programa de Asociación en Inversiones), HOPWA (Programa de Oportunidades de Vivienda para Personas con SIDA), el Fondo Fiduciario de Viviendas. Este informe anual a HUD (Departamento de Vivienda y Desarrollo Urbano de los EE.UU) describe cómo fondos federales fueron gastados en actividades que benefician residentes de ingresos bajos y moderados, tal como otras actividades de viviendas y desarrollo comunitario a lo largo del estado. Se exhorta a que los ciudadanos revisen y hagan comentarios en cuanto a la información contenida en el informe. A partir del 29 de agosto de 2018, el borrador del CAPER está disponible para revisar y comentarios públicos a <https://thda.org/about-thda/public-notice-and-comment>. Use "Select Language" al fin de la página para tradiciones múltiples. Vínculos también estarán disponibles en los sitios web del Estado de Tennessee, el Departamento de Desarrollo Económico y Comunitario de Tennessee, el Departamento de Salud de Tennessee, y cada uno de los nueve Distritos de Desarrollo de Tennessee. Comentarios por escrito y por vía electrónica en el sitio web de THDA serán aceptados desde el 29 de agosto hasta el 14 de septiembre de 2018.

Además, buscamos sus comentarios sobre la actualización de 2018 al Análisis de Impedimentos a Opciones de Equidad en la Vivienda en Tennessee. Se pueden encontrar un borrador completo del informe y un formulario de comentarios a <https://thda.org/about-thda/public-notice-and-commentdesde> el 29 de agosto hasta el 14 de septiembre de 2018.

**[El Resumen de CAPER](#)**

Por favor envíe peticiones para acomodaciones a [L.Swanson@thda.org](mailto:L.Swanson@thda.org).  
Todas las demás preguntas a [Research@thda.org](mailto:Research@thda.org).

[Click Here - Arabic](#)

[Click Here - Bahdini](#)

[Kliknite ovdje - Bosnian](#)

[Click Here - Burmese](#)

[Riix halkan - Somali](#)

[Click Here - Sorani](#)

[Bấm vào đây - Vietnamese](#)

All of the above links, including the notices can be found [HERE](#).

**THANK YOU FOR PARTICIPATING. YOUR FEEDBACK IS IMPORTANT!**




Thu 9/13/2018 10:18 AM

TN Housing Development Agency <research@thda.org>

Sept. 14 is the Last Opportunity for Community Feedback

To  Megan Webb

 If there are problems with how this message is displayed, click here to view it in a web browser.

## Closing September 14!

### Last Chance for Community Feedback: Housing and Community Development in Tennessee

Now is your chance to give us feedback on our federally funded housing and community development programs, as well as barriers to fair housing choice in Tennessee

The Tennessee Housing Development Agency (THDA) has completed a draft of the Consolidated Annual Performance and Evaluation Report (CAPER) on the 2015-19 Tennessee Consolidated Plan for the Community Development Block Grant (CDBG), Emergency Solutions Grant (ESG), HOME Investment Partnerships (HOME), Housing Opportunities for Persons with AIDS (HOPWA), and Housing Trust Fund (HTF) programs. This annual report to HUD describes how federal funds were spent on activities that benefit low and moderate income residents as well as other housing and community development activities across the state. Citizens are encouraged to review and make comments on information contained in the report. Written comments via electronic submission on the THDA website will be accepted from August 29 - September 14, 2018. Notices and feedback forms are available in English, Spanish, Arabic, Bahdini, Bosnian, Burmese, Somali, Sorani, and Vietnamese.

Additionally, we are seeking your feedback on the 2018 update to the Analysis of Impediments to Fair Housing Choice in Tennessee. A full draft of the report and a feedback form can be found on the THDA website from August 29 - September 14, 2018. Feedback forms are available in English and Spanish.

[Review the CAPER](#) or [Comment](#)

[CAPER Executive Summary](#)

[Review the Analysis of Impediments to Fair Housing Choice](#) or [Comment](#)

Please send accommodation requests to [LSwanson@thda.org](mailto:LSwanson@thda.org)

All other questions to [Research@thda.org](mailto:Research@thda.org).

**Se Pide Comentarios de la Comunidad:  
Desarrollo de Viviendas y la Comunidad en Tennessee**






Thu 9/13/2018 10:18 AM

TN Housing Development Agency <research@thda.org>

Sept. 14 is the Last Opportunity for Community Feedback

To  Megan Webb

 If there are problems with how this message is displayed, click here to view it in a web browser.

**Se Pide Comentarios de la Comunidad:  
Desarrollo de Viviendas y la Comunidad en Tennessee**

La Agencia de Desarrollo de Viviendas de Tennessee (THDA) ha completado un borrador del Informe Anual Consolidado de Rendimiento y Evaluación (CAPER) para el Plan Consolidado de Tennessee 2015-19 para los programas CDBG, (Bloque de Subvenciones para Desarrollo Comunitario), ESG (Subvenciones de Soluciones de Emergencia), HOME (Programa de Asociación en Inversiones), HOPWA (Programa de Oportunidades de Vivienda para Personas con SIDA), el Fondo Fiduciario de Viviendas. Este informe anual a HUD (Departamento de Vivienda y Desarrollo Urbano de los EE.UU) describe cómo fondos federales fueron gastados en actividades que benefician residentes de ingresos bajos y moderados, tal como otras actividades de viviendas y desarrollo comunitario a lo largo del estado. Se exhorta a que los ciudadanos revisen y hagan comentarios en cuanto a la información contenida en el informe. A partir del 29 de agosto de 2018, el borrador del CAPER está disponible para revisar y comentarios públicos a <https://thda.org/about-thda/public-notice-and-comment>. Use "Select Language" al fin de la página para tradiciones múltiples. Vínculos también estarán disponibles en los sitios web del Estado de Tennessee, el Departamento de Desarrollo Económico y Comunitario de Tennessee, el Departamento de Salud de Tennessee, y cada uno de los nueve Distritos de Desarrollo de Tennessee. Comentarios por escrito y por vía electrónica en el sitio web de THDA serán aceptados desde el 29 de agosto hasta el 14 de septiembre de 2018.

Además, buscamos sus comentarios sobre la actualización de 2018 al Análisis de Impedimentos a Opciones de Equidad en la Vivienda en Tennessee. Se pueden encontrar un borrador completo del informe y un formulario de comentarios a <https://thda.org/about-thda/public-notice-and-commentdesde> el 29 de agosto hasta el 14 de septiembre de 2018.

**El Resumen de CAPER**

Por favor envíe peticiones para acomodaciones a [LSwanson@thda.org](mailto:LSwanson@thda.org).  
Todas las demás preguntas a [Research@thda.org](mailto:Research@thda.org).

[Click Here - Arabic](#)  
[Click Here - Bahdini](#)  
[Kliknite ovdje - Bosnian](#)  
[Click Here - Burmese](#)  
[Riix halkan - Somali](#)  
[Click Here - Sorani](#)  
[Bấm vào đây - Vietnamese](#)

All of the above links, including the notices can be found [HERE](#).

**THANK YOU FOR PARTICIPATING. YOUR FEEDBACK IS IMPORTANT!**

Questions about the CAPER or Analysis of Impediments should be directed to  
Megan Webb at [Research@thda.org](mailto:Research@thda.org)

## Social Media Posts





Tennessee Housing  
Development  
Agency  
@TNHousing

Home

About

Join My List

Photos

Events

Videos

Notes

Sign Up Today!

Posts

Community

Info and Ads

Create a Page

👍 Like   ➦ Share   ✉ Send Message   ⋮



**Tennessee Housing Development Agency**

September 5 at 9:00 AM · 🌐

THDA is seeking Community Feedback on Housing and Community Development in Tennessee.

The CAPER details federally funded activities and expenditures for HOME, ESG, HTF, CDBG, and HOPWA programs for Program Year 2017-18.

Additionally, THDA is seeking comments on a draft 5 year update to the Analysis of Impediments to Fair Housing Choice in Tennessee. Both reports will be available for public comment until September 14. Follow the link to access the reports and comment forms.



THDA.ORG

**Public Notice and Comment**

Notice is hereby given of the intent of the Tennessee Housing Developme...

👍 Like

💬 Comment

➦ Share

Cynthia Gwenne Echols, Stephanie Clouse and Dwayne Hicks like this.

Oldest ▾

1 Share



**Christina Hutsell Christine**

1w


Secure | [https://twitter.com/TN\\_Housing\\_Dev/status/1037371618144788481](https://twitter.com/TN_Housing_Dev/status/1037371618144788481)

Home

Moments

Search Twitter

Have an account



**THDA**  
@TN\_Hou

فصل ريسا للهلل

30.3K Tweets

Oriana

16.1K Tweets

#XF12

12.7K Tweets

قال ما قينا عالصين

6,234 Tweets

Karlsson

49.7K Tweets


David Wright

18.5K Tweets

Marin Mazzie

2,765 Tweets


Mónica Hoyos



**THDA**  
@TN\_Housing\_Dev

Follow

THDA needs your feedback! CAPER details federally funded activities for Program Year 2017-18. THDA is also seeking comment on the Analysis of Impediments to Fair Housing Choice in TN draft 5-year update. Comment thru 9/14 [thda.org/about-thda/pub ...](http://thda.org/about-thda/pub...) [#tnhousing](#) [#affordablehousing](#)





Public Notice and Comment

[thda.org](http://thda.org)

9:07 AM - 5 Sep 2018

3 Retweets

2 Likes



3

2

© 2018 Twitter About Privacy policy Cookie

in N  
who  
ies f  
npec  
4  
ty D  
HO  
HTF, CDBG, and HOPWA programs for Program Year 2017-18...



Tennessee Housing  
Development  
Agency  
@TNHousing

Home

About

Join My List

Photos

Events

Videos

Notes

Sign Up Today!

Posts

Community

Info and Ads

Create a Page

👍 Like    ➦ Share    ✉ Send Message    ⋮

### Posts



Tennessee Housing Development Agency

3 hrs · 🌐

September 14 is the last day to comment on two of THDA's new housing reports! THDA has completed an assessment of federally funded housing and community development projects from the last program year, called the CAPER, as well as an update to our Analysis of Impediments to Fair Housing Choice in Tennessee. Both reports and comment forms can be found at the link on this post through tomorrow.



THDA.ORG

#### Public Notice and Comment

Notice is hereby given of the intent of the Tennessee Housing...

👍 Like

💬 Comment

➦ Share



Tennessee Housing Development Agency shared Times-News Online's post.

23 hrs · 🌐

THDA is helping Kingsport Housing and Redevelopment Authority with its plans to renovate two of its rental properties in the Model City.

THDA announced a total of three grants — two National Housing Trust Fund grants totaling \$749,935 and \$900,000 and \$500,000 Tennessee Housing Trust Fund grant — that will be used by KHRA to rehabilitate 18 units at its Charlemont Apartments and 76 units at Dogwood Terrace.



**THDA**

@TN\_Housing\_Dev

Follow



Sept 14 is the last day to comment on two of THDA's new housing reports! Feedback forms for the CAPER and Analysis of Impediments to Fair Housing Choice draft update are available here:



**Public Notice and Comment**

[thda.org](http://thda.org)

10:12 AM - 13 Sep 2018



**THDA**

@TN\_Housing\_De

Creating safe, sou  
opportunities.

Tennessee

[thda.org](http://thda.org)

Joined September 2011

# Newspaper Tear Sheets