




Tennessee Housing Development Agency

Program Summary

2013





Program Summary 2013

Contents:

Introduction	2
Acknowledgements	2
How to Use This Program Summary	2
Economic Impact Report	3
THDA Program Descriptions	4-7
Tennessee Program Totals	8-9
Tennessee Summary Graphs	10-14
Figure 1. Percentage of Households/Units Served and Dollars Expended/Allocated by THDA Program, 2013	10
Figure 2. Percentage of Households/Units and Dollars Expended/Allocated by THDA Rental Program, 2013	11
Figure 3. Percentage of Households/Units and Dollars Expended/Allocated by THDA Homeownership Program, 2013	11
Figure 4. Percentage of THDA Totals by Homeownership and Rental Programs, 2013	12
Figure 5. Top 10 Counties for Total Dollars in THDA Homeownership Loans, 2013	13
Figure 6. Top 10 Counties for Total Number of THDA Homeownership Loans, 2013	13
Figure 7. Total THDA Homeownership Loans, 2004-2013	14
U.S. Congressional District Program Totals	16-24
County Program Totals <i>(in alphabetical order)</i>	26-120
Methodology	122-127

Introduction

Introduction

By Ralph M. Perrey
THDA Executive Director

In 2013, the Tennessee Housing Development Agency (THDA) celebrated our 40th anniversary. THDA was created by Governor Winfield Dunn and the 88th General Assembly on May 14, 1973 as a self-supporting state agency with the mission to develop affordable housing. We are proud of the work we have done over the years to help provide opportunities for homeownership, home rehabilitation, homebuyer education, foreclosure prevention, development of affordable rental housing, rehabilitation of existing affordable rental housing, rental assistance, and grants and loans for housing programs.

As THDA's executive director, I am excited to present this summary of the work that THDA, in conjunction with our partners across Tennessee, achieved in 2013. These pages document how federal dollars were leveraged with THDA and local funding, administrative expertise, compassion and hard work to bring security, safety and affordability to households of very low, low and moderate incomes. Together we are working to encourage the development of affordable housing options so that every Tennessean has a safe, sound and affordable place to live.



Acknowledgements

This Program Summary was reported by Shara D. Taylor, THDA Research and Planning Division. The layout was designed by Charmaine McNeilly, THDA Public Affairs Division. Special thanks go to Dr. Hulya Arik, THDA Program Divisions, THDA Information Technology Division, as well as others in the Research and Planning Division for their assistance in gathering the information needed to complete this report.

How to Use This Program Summary

This Program Summary provides a comprehensive account of THDA's activities during calendar year 2013. The first section includes the Economic Impact Report, which highlights the ripple effects of THDA programs on local and state economies. This section also gives descriptions of each program. Additionally, statewide data and graphs can be found in this section.

The second section shows totals by congressional district, which counts all data for counties in a given district. In the third section are program totals for all 95 Tennessee counties. Lastly, the Methodology section explains how every number is calculated for each program.

For more information about THDA programs please visit www.thda.org.

Economic Impact Report

Beyond the housing opportunities created by our program, THDA's activities also have a significant effect on Tennessee's state and local economies. THDA developed a comprehensive framework to estimate the economic impact of the THDA activities in providing safe, sound, affordable housing options to households of low- and moderate-income. To this end, we reviewed THDA programs, both loans and grants, to determine the scope and the monetary flows of each program's activities. Because of the economic multipliers, or the "ripple" effect, our affordable housing programs impact all industries in the economy, going far beyond the specific unit or the neighborhood in which THDA program money is spent¹.

Economic Impact of THDA-Related Activities in 2013

Total economic impact described below is the sum of direct THDA spending, indirect business to business transactions in Tennessee's economy and additional employee spending.

Business Revenue

- The total contribution of THDA-related activities to Tennessee's economy was estimated at \$835 million in 2013.
 - Of this total, \$411 million was directly injected into the economy by THDA-related activities.
 - Every \$100 of THDA-related activities generated an additional \$103 in the business revenues.

Personal Income

- THDA-related activities generated \$287 million in wages and salaries in 2013.
 - Every \$100 of personal income produced an additional \$105 of wages and salaries in the local economy.

Employment / Job Creation

- THDA-related activities created 6,360 jobs in 2013.
 - Every 100 jobs created by THDA-related activities, primarily in the construction sector, generated 106 additional jobs throughout the local economy.

State and Local Taxes

- The THDA-related activities accounted for \$32 million in state and local taxes in 2013.

¹ We used the IMPLAN input-output model to calculate these "ripple" effects.

THDA Program Descriptions

Community Investment Tax Credit (CITC)

Financial institutions may obtain a credit against the franchise – excise tax liability when qualified loans, investments, grants, or contributions are extended to eligible non-profit organizations, development districts, public housing authorities, or THDA for activities that create or preserve affordable housing, help low-income Tennesseans obtain affordable housing, or activities that help build the capacity of eligible non-profit organizations who provide housing opportunities for low income Tennesseans. Households served are those who are at or below 80% of the area median income as determined by the U.S. Department of Housing and Urban Development (HUD) for the Section 8 Programs.

Emergency Solutions Grant Program (ESG)

THDA administers the federally-funded Emergency Solutions Grant (ESG) Program on behalf of the State of Tennessee to help improve the quality of emergency shelters for the homeless; to help meet the costs of operating and maintaining emergency shelters; to provide essential services so that homeless individuals have access to the assistance they need to improve their situation; to provide street outreach services to the homeless; and to provide emergency intervention assistance and rapid re-housing services to prevent homelessness and to obtain permanent housing. ESG funds are awarded on a competitive basis to cities and nonprofit organizations outside the CDBG entitlement communities that receive their own ESG funding directly from HUD.

Foreclosure Prevention Program

Since 2008, THDA has been awarded more than \$5 million in National Foreclosure Mitigation Counseling (NFMC) grant program funds. THDA has used those funds to train counselors working in nonprofit agency offices across the state to provide free and confidential counseling services for Tennesseans facing default and foreclosure. THDA has partnered with NeighborWorks® America to provide certification training for our nonprofit partners. THDA's certified foreclosure prevention counselors possess a strong knowledge in the area of mortgage default and/or foreclosure intervention counseling, specifically relating to current industry practices of loss mitigation to include loan repayment, forbearance, modification, refinance, loan assumption, short sale, deed-in-lieu, community referrals and other remedies available to the homeowner to avoid foreclosure. THDA maintains a list of certified counselors who can help consumers on its website, www.thda.org.

HOME Program

THDA administers the federally-funded HOME Program on behalf of the State of Tennessee to promote the production, preservation and rehabilitation of housing for individuals and families of low income. THDA's HOME funds are awarded annually through a competitive application process to cities, counties, and nonprofit organizations, including Community Housing Development Organizations (CHDOs) outside the local participating jurisdictions that receive their own HOME allocation directly from HUD.

Homebuyer Education Program

Since the home purchase process can be costly and complex, THDA requires homebuyer education for all Great Choice Plus mortgage program applicants and encourages it for everyone considering homeownership. The purpose of homebuyer education is not only to assist people with purchasing homes, but also to help them become successful homeowners. THDA provides approved local nonprofit organizations and UT Extension agents with materials to teach first-time homebuyer education classes and hosts certification training for homebuyer education providers. THDA also maintains a calendar of approved classes on its website and a county-specific list of certified homebuyer educators who can help consumers as they consider purchasing a home.

Homeownership Loan Programs

Since its inception in 1973, THDA has helped more than 109,000 households become homeowners through its Single Family Homeownership Loan Programs. THDA offers affordable, 30-year fixed rate mortgages for income eligible, first-time buyers through local lenders: Great Choice, Great Choice Plus, and the Homeownership for the Brave. Great Choice offers a competitive interest rate on a 30-year fixed rate mortgage. If a borrower needs downpayment and/or closing costs assistance they can receive the Great Choice Plus second mortgage to accompany the Great Choice first mortgage. Great Choice Plus offers up to Four percent of the sales price at a zero percent interest rate for 10 years. Homeownership for the Brave offers a .5 percent discount to the Great Choice interest rate for those eligible veterans, active duty military and national guardsmen. New Start loans, delivered only through nonprofit housing providers for households of very low income, are designed to promote the construction of new houses and carry a zero percent interest rate.

Housing Trust Fund

The Housing Trust Fund (HTF) was created in 2006 to serve the needs of Tennesseans in three categories: very low-income, very low-income and elderly, or very low-income with special needs. Very low-income is defined as those earning 50 percent or less of the area median income. The HTF's model for funding includes THDA funds, private sector investment and matching funds from local grantees. The HTF funds six programs: Housing Modifications and Ramps, Rural Housing Repair, Emergency Repair for the Elderly, Manufactured Housing Replacement and Rehabilitation Pilot Program, Rebuild and Recover, and the Competitive Grant Program.

The Housing Modifications and Ramps Program is administered by United Cerebral Palsy of Middle Tennessee which works through a network of non-profit agencies state-wide to build ramps and make other modifications to assist persons with disabilities with access to their homes. The Rural Housing Repair Program funds are allocated to USDA Rural Development to supplement its Section 504 Loan and Grant Program. The Emergency Repair Program for the Elderly is administered by the nine Development Districts across the State to provide grants to low-income homeowners who are 60 years old or older to correct, repair, or replace an essential system and/or a critical structural problem. The purpose of the program is to stabilize the elderly homeowner's residence by making rapid, essential repairs to make the home livable.

THDA Program Descriptions

The Manufactured Housing Replacement Pilot Program provides funding to replace dilapidated and substandard mobile homes (pre-1976) and manufactured homes (post-1976) owned and occupied by households that are at or below 80 percent of area median income. The funds are reserved by eligible non-profit agencies upon the identification of an eligible homeowner and the required 50 percent matching funds. The Manufactured Housing Rehabilitation Pilot Program is administered by the Tennessee Manufactured Housing Foundation to supplement their existing repair program. Rebuild and Recover provides funds to repair homes in communities hit by a weather-related disaster who were not eligible to access Federal Emergency Management Agency (FEMA) or Tennessee Emergency Management Agency (TEMA) funding. The Competitive Grants Program awards funding in May and November of each year each year to cities, counties, development districts, public housing authorities, and other departments of State government for homeownership projects serving households at or below 60 percent of area median income and rental projects serving households at or below 50 percent of area median income.

Keep My Tennessee Home

The Keep My Tennessee Home Program (Tennessee's Hardest Hit Fund) provides forgivable loans to unemployed or substantially underemployed homeowners who, through no fault of their own, are financially unable to make their mortgage payments and are in danger of losing their homes to foreclosure or to homeowners who have experienced a divorce from or the death of a spouse. Tennessee is one of 18 states plus the District of Columbia that are receiving Hardest Hit Funds due to having an unemployment rate that was higher than the national average.

Tennessee participated in a state-federal mortgage servicing settlement with the nation's largest servicer. Thirty-five million dollars from the National Mortgage Settlement was allocated by Tennessee's Attorney General Cooper to THDA. Twenty-five million dollars is being used to provide mortgage and mortgage related assistance to persons fighting foreclosure as a result of a long-term medical disability hardship. The balance was assigned to the provision of free foreclosure prevention counseling as a component of THDA's Foreclosure Prevention Program.

Low-Income Housing Tax Credit (LIHTC)

The Low-Income Housing Tax Credit is a credit against federal income tax liability for owners of and investors in affordable rental housing. The tax credit was designed to create and preserve safe and affordable rental housing for households of low income. The amount of tax credit is based on reasonable costs of development, as determined by THDA, and the number of qualified affordable units.

Multifamily Tax-Exempt Bond Authority

The Multifamily Tax-Exempt Bond Authority program provides financing for new construction of affordable rental housing units, for conversion of existing properties through adaptive reuse, or for acquisition and rehabilitation of rental units. Municipalities receive an allocation of the state's tax-exempt bond authority and sell bonds in support of housing development.

Neighborhood Stabilization Program (NSP)

The Neighborhood Stabilization Program (NSP) was authorized as Title III of Division B of the Housing and Economic Recovery Act of 2008 (HERA) as amended by the American Recovery and Reinvestment Act of 2009 (ARRA). An additional allocation of funds was provided for NSP under Section 1497 of the Wall Street Reform and Consumer Protection Act of 2010 (Dodd-Frank Act). This additional allocation represented the third round of NSP funding and is referred to as NSP3. THDA administers the federally funded NSP1 and NSP3 on behalf of the State of Tennessee. The purpose of both NSP1 and NSP3 is to stabilize neighborhoods whose viability has been, and continues to be, damaged by the economic effects of properties that have been foreclosed upon and abandoned. All of the funds for NSP1 and NSP3 have been allocated and both programs are nearing completion.

Section 8 Tenant-Based Rental Assistance (Housing Choice Vouchers)

The Housing Choice Voucher (HCV) program provides monthly rental assistance to Tennesseans who are elderly, disabled or of very low-income. This HUD-funded program enables eligible families or individuals to obtain decent, safe and sanitary housing by paying a portion of rental costs. Participants are able to find their own housing in the private market, including single-family homes, townhouses and apartments. The housing subsidy is paid to the landlord directly by THDA on behalf of the participating family. The family then pays the difference between the actual rent charged by the landlord and the amount subsidized by the program. THDA administers the HCV program in 72 Tennessee counties. The program is administered in the remaining counties by other public housing agencies (PHAs). A list of these public housing agencies may be found at www.hud.gov/offices/pih/pha/contacts/states/tn.cfm. THDA and other PHAs receive federal funds from HUD to administer the voucher program.

Section 8 Project-Based Rental Assistance

Section 8 Performance-Based Contract Administration (PBCA) division provides HUD-funded rental assistance payments to owners of developments across the State. THDA manages these Housing Assistance Payment Contracts at 388 properties which in turn offer safe, decent and affordable units for elderly, disabled or very low-income Tennesseans. Unlike the Housing Choice Voucher program in which the benefit follows the tenant, Section 8 PBCA assistance is tied to units at specific developments.

Weatherization Assistance Program

Administration of Tennessee's Weatherization Assistance Program (WAP) transferred to THDA in 2012. WAP is designed to assist households with income at or below 200 percent of the federal poverty standards reduce their fuel costs while contributing to national energy conservation through increased energy efficiency and consumer education. Examples of common weatherization measures that may be provided are weather stripping, caulking, and adding of insulation to attics, walls and floors. THDA works with a network of local community agencies to provide services in Tennessee's 95 counties, based on availability of funding. The program is administered and funded at the federal level by the U.S. Department of Energy.

Tennessee Program Totals

Homeownership and Maintenance

The Great Choice and New Start **Homeownership Loan Programs** (and the Great Start, Great Advantage, and Great Rate programs that were phased out in 2013) created 2,071 homeowners, with mortgages totaling \$241 million. The **Homebuyer Education Program** provided area agencies \$466,300 to counsel 1,877 families in their home purchase.

The **Keep My Tennessee Home** program issued \$51.4 million in forgivable loans to 2,727 households who were struggling to stay current with their mortgage due to a reduction or loss of employment, divorce, or death of a spouse. The **Medical Hardship Program** provided \$5.5 million in forgivable loans to assist 362 eligible Tennessee homeowners suffering from a long-term medical disability hardship with mortgage payments. The **Foreclosure Prevention Program** provided \$1 million to non-profits to assist 2,570 homeowners in preventing and mitigating the impact of foreclosure.

Tennessee's **Housing Trust Fund** supports several affordable housing programs. The **Housing Modification and Ramps** program provided \$122,413 to make 165 homes accessible for persons with disabilities. In partnership with U.S. Department of Agriculture (USDA), the **Rural Housing Repair Program** provided an additional \$764,442 to assist 137 elderly and disabled households. The **Emergency Repair for the Elderly Program** provided \$1.2 million in home repair assistance for 231 eligible households. The **Rebuild and Recover Program** provided \$1 million to communities that experienced disasters that did not qualify for assistance from the Federal Emergency Management Agency (FEMA) or the Tennessee Emergency Management Agency (TEMA) to help families repair their weather-damaged homes.

Lenders received **Community Investment Tax Credits** on \$5.6 million in below market loans or contributions made to eligible non-profit agencies to assist in creating or preserving 748 units of affordable housing.

Rental Development and Assistance

Low Income Housing Tax Credits in the amount of \$158.1 million were allocated to create or rehabilitate 2,176 affordable rental units.

Multi-Family Bond Authority used \$20.2 million to create and renovate 512 rental apartments.

Lenders received **Community Investment Tax Credits** on \$35 million in below market loans or contributions made to eligible non-profit agencies to assist in creating or preserving 833 units of affordable rental housing.

Section 8 Rental Assistance helped 41,293 households with \$187.9 million for paying rent and utilities. Of this:

- **Tenant-based Housing Choice Voucher** assistance of \$32.7 million aided 6,831 households living in privately owned rental housing.
- **Project-based** assistance of \$155.2 million helped 34,462 families pay an affordable rent in properties under contract with HUD.

Homelessness Assistance and Prevention

The **Emergency Solutions Grant Program** awarded \$2.7 million to non-profits serving Tennessee to support area emergency shelters, transitional housing facilities, rapid re-housing assistance, street outreach services, and Homeless Management Information Systems (HMIS).

Weatherization Assistance

With \$1.7 million, the **Weatherization Assistance Program** helped an estimated 328 low-income families reduce their energy bills by making their homes more energy efficient.

Economic Recovery

Non-profits and local governments used \$4.3 million in **Neighborhood Stabilization Program** funds to purchase foreclosed properties for new construction, renovation and demolition, turning them into 71 homes.

Key: Federal Programs are in **Blue**.
State Programs are in **Orange**.

Program, Year Started	2013 Units	2013 Dollars	Cumulative Units	Cumulative Dollars
[^] Homeownership Loan Program, 1974	2,071	\$241M	109,638	\$6,783.1M
<i>Homebuyer Education Program, 2003</i>	1,877	\$466,300	12,241	\$2.8M
Keep My Tennessee Home, 2011 Allocated	--	\$95M	--	\$135.8M
Disbursed	2,727	\$51.4M	5,383	\$81.7M
<i>*Medical Hardship Program, 2012 Allocated</i>	--	\$10.8M	--	\$11.9M
Disbursed	362	\$5.5M	415	\$5.8M
Foreclosure Prevention, 2008	2,570	\$1M	13,896	\$5.6M
HOME, 1992	--	--	10,571	\$299.6M
<i>Tennessee's Housing Trust Fund, 2007</i>	533	\$3.1M	5,873	\$45.2M
<i>Competitive Grants</i>	--	--	1,734	\$27.7M
<i>Emergency Repair</i>	231	\$1.2M	1,958	\$11M
<i>Housing Modification and Ramps</i>	165	\$122,413	1,167	\$845,277
<i>Manufactured Housing (Pilot)</i>	--	--	1	\$60,000
<i>Rebuild and Recover</i>	--	\$1M	--	\$1M
<i>Rural Housing Repair</i>	137	\$764,442	1,013	\$4.6M
<i>Community Investment Tax Credits, 2005</i>	1,581	\$40.6M	7,810	\$210.6M
<i>Homeownership</i>	748	\$5.6M	--	--
<i>Rental</i>	833	\$35M	--	--
Low Income Housing Tax Credits, 1987	2,176	\$158.1M	49,948	\$2,568.8M
Multi-Family Bond Authority, 1993	512	\$20.2M	20,356	\$710.8M
Section 8 Rental Assistance, 1978	41,293	\$187.9M	--	--
Tenant-Based	6,831	\$32.7M	--	--
Project-Based	34,462	\$155.2M	--	--
Emergency Solutions Grant Program, 1988	--	\$2.7M	--	--
Neighborhood Stabilization Program, 2008	71	\$4.3M	--	\$52.5M
Weatherization Assistance Program, 1976	328	\$1.7M	328	\$1.7M

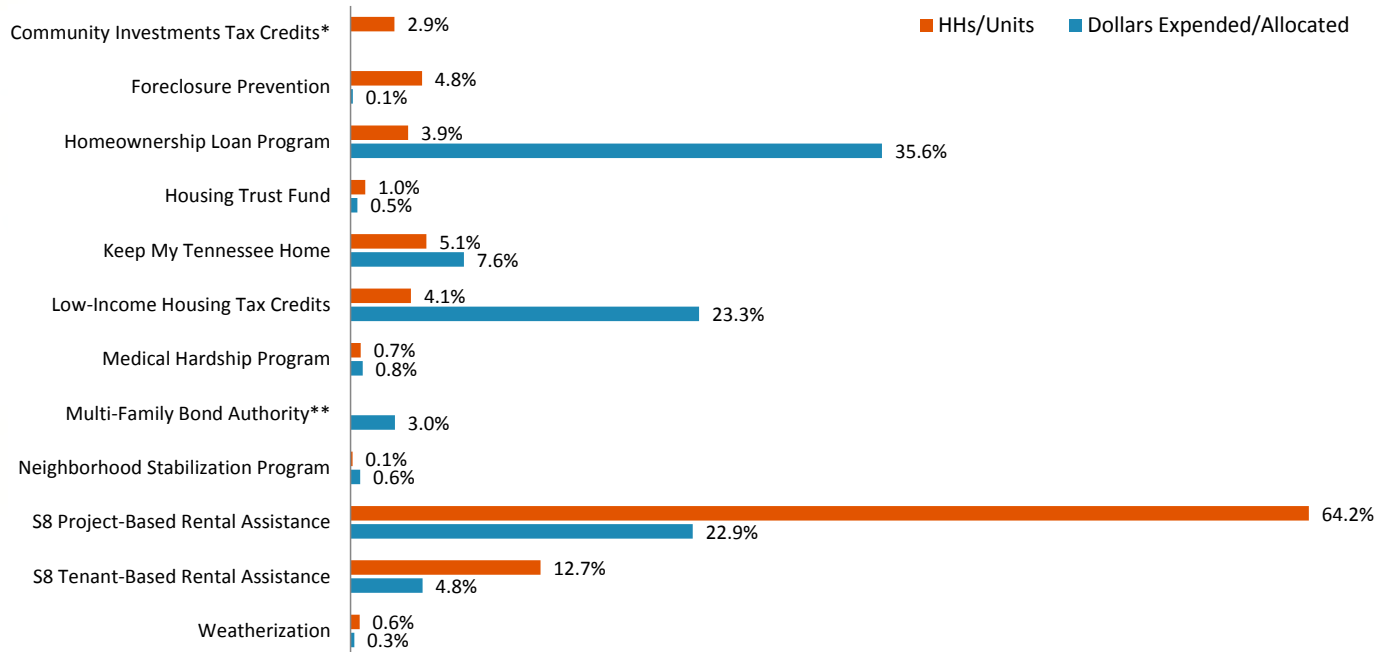
*The 2013 figures reflect Great Choice borrowers only. Great Choice Plus second mortgages are not included.

[^]Attorneys General National Mortgage Servicer Settlement, Keep My Tennessee Home Long-Term Medical Disability Hardship Program
See Methodology on page 122 for calculation details.

Key: *Italics denote State of Tennessee programs.*
All others are federal programs.

Tennessee Summary Graphs

Figure 1. Percentage of Households/Units Served and Dollars Expended/Allocated by THDA Program, 2013



**Community Investments Tax Credits (CITC) dollars represent the amount of below market loans rather than the tax credit amount received. Therefore, CITC dollars are excluded from total dollars expended, while the total HHs/units include CITC.*

***Statewide, 512 units funded with LIHTC also received Multi-Family Bond Authority funding. To prevent double counting, those units are removed from the total.*

Homebuyer Education households/units are not included in the graph because they are counted as part of the Homeownership Loan Program.

The number of households/units for the Emergency Solutions Grant cannot be determined at the completion of this report, so it is not included in this graph.

Figure 2. Percentage of Households/Units and Dollars Expended/Allocated by THDA Rental Program, 2013

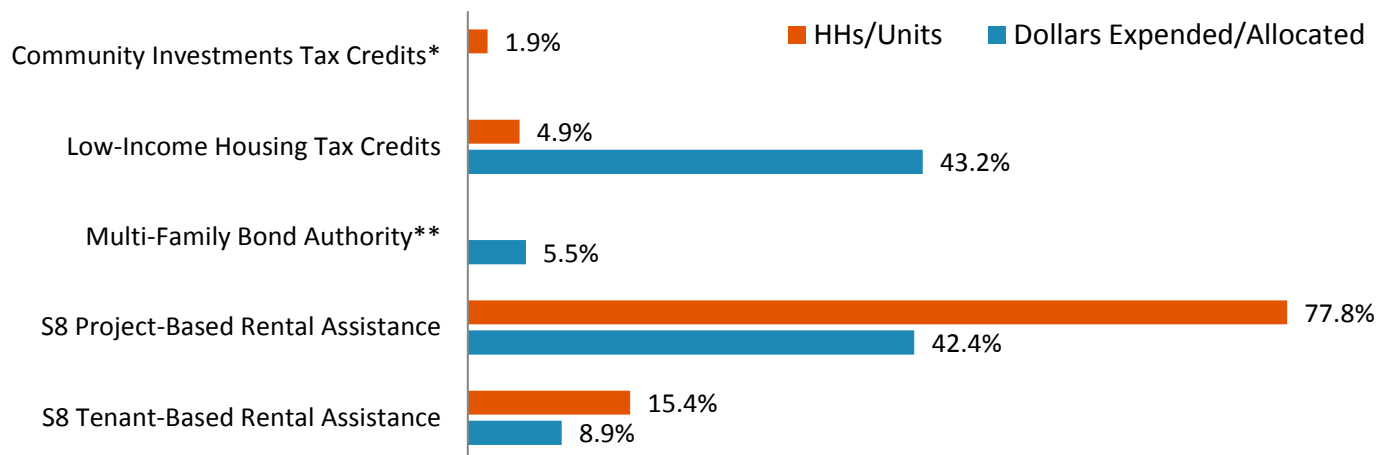
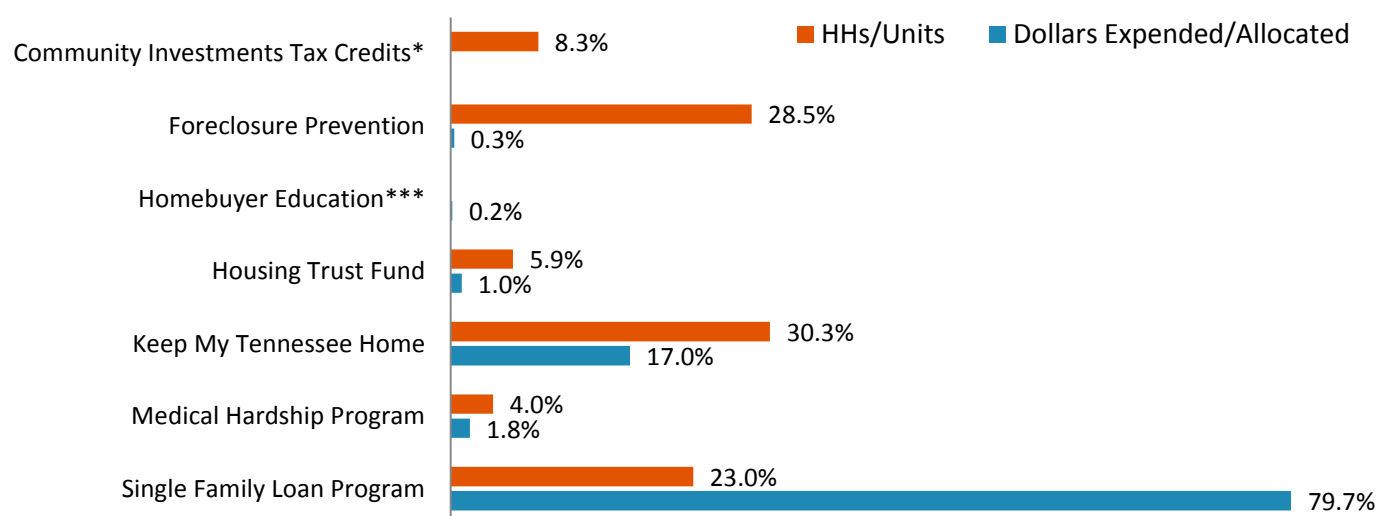


Figure 3. Percentage of Households/Units and Dollars Expended/Allocated by THDA Homeownership Program, 2013



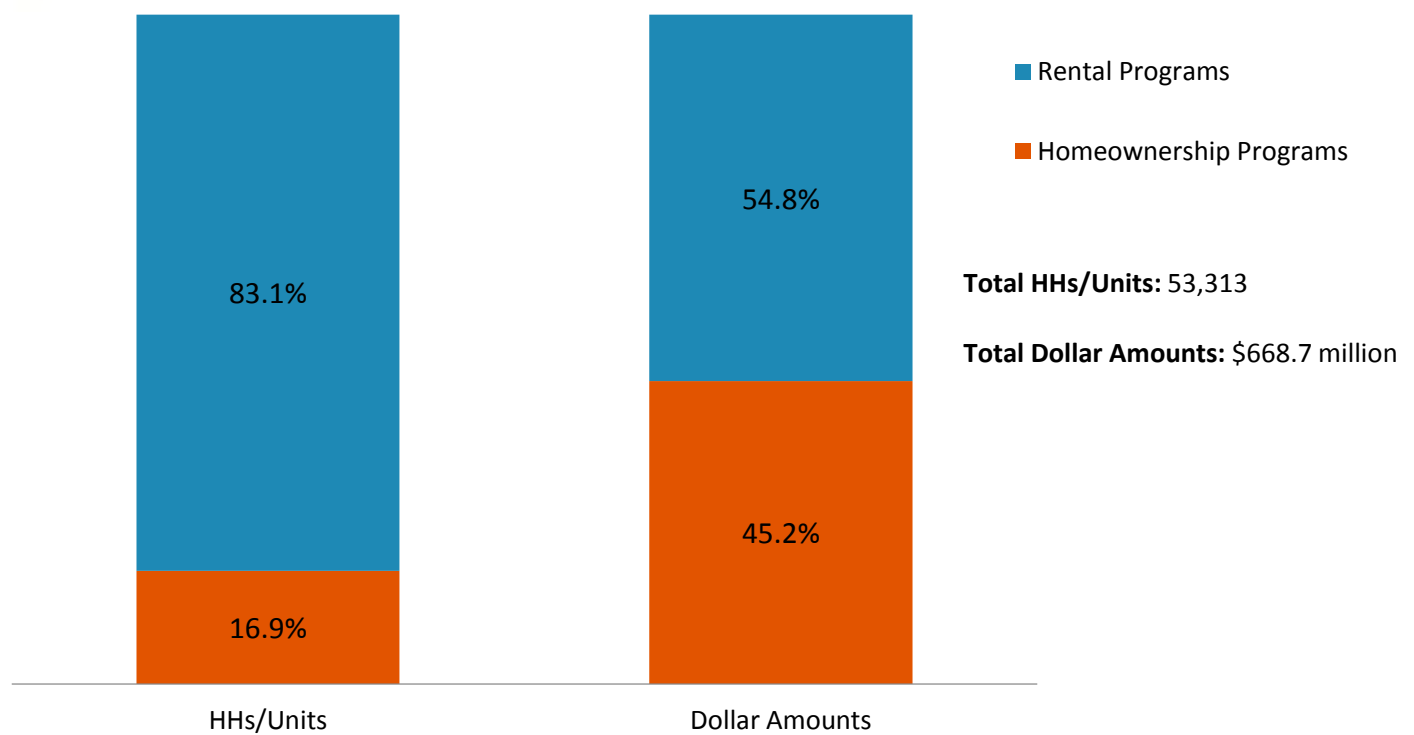
*Community Investments Tax Credits (CITC) dollars represent the amount of below market loans rather than the tax credit amount received. Therefore, CITC dollars are excluded from total dollars expended, while the total HHs/units include CITC.

**Statewide, 512 units funded with LIHTC also received Multi-Family Bond Authority funding. To prevent double counting, those units are removed from the total.

***Because individuals who receive homebuyer education also receive THDA single family mortgages, those individuals are removed from the total number of families served.

Tennessee Summary Graphs

Figure 4. Percentage of THDA Totals by Homeownership and Rental Programs, 2013



*Figure 5. Top 10 Counties for Total Dollars in THDA Homeownership Loans, 2013
(in millions)*

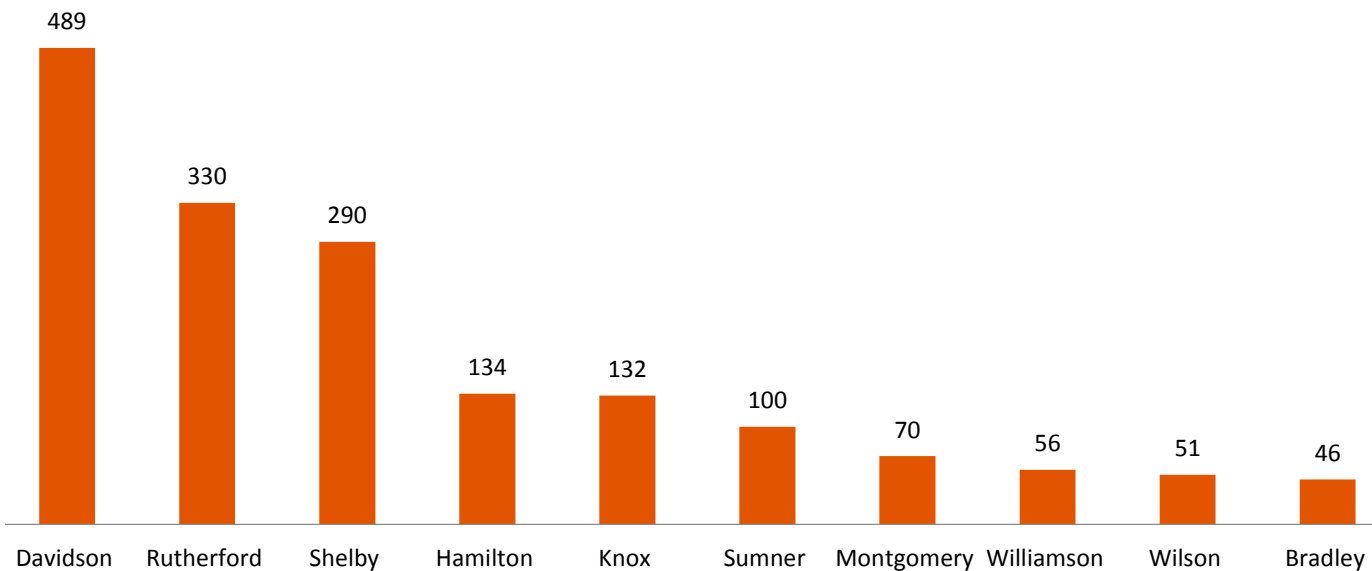
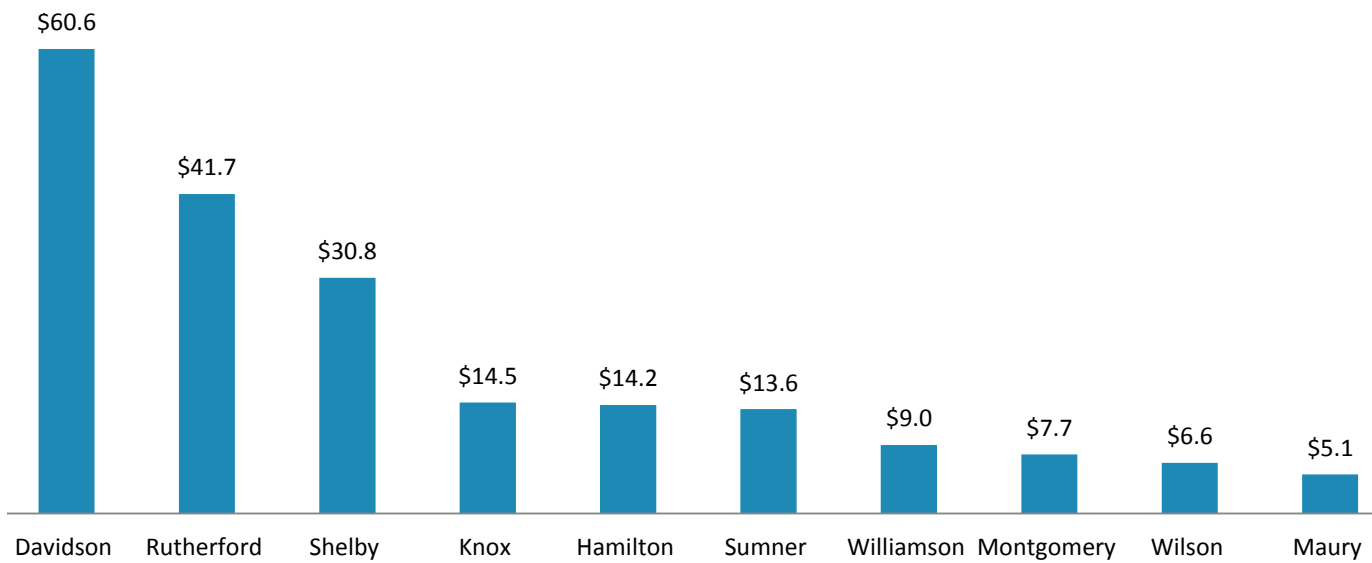
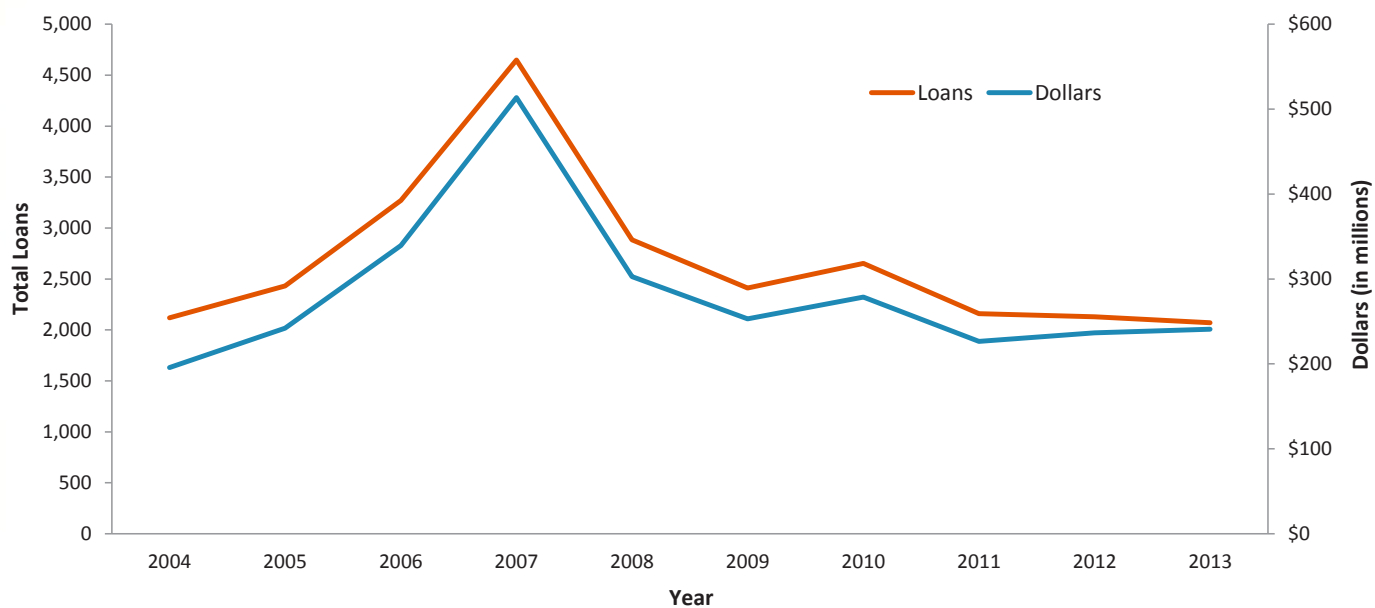


Figure 6. Top 10 Counties for Total Number of THDA Homeownership Loans, 2013

Tennessee Summary Graphs

Figure 7. Total THDA Homeownership Loans, 2004-2013





Congressional Districts



U.S. Congressional District 1



Program, Year Started	2013 Units	2013 Dollars	Cumulative Units	Cumulative Dollars
Homeownership Loan Program, 1974	84	\$7.7M	8,464	\$424M
<i>Homebuyer Education Program, 2003</i>	67	\$16,750	709	\$155,675
Keep My Tennessee Home, 2011 Allocated	--	\$7M	--	\$9.8M
Disbursed	241	\$3.6M	442	\$5.7M
<i>*Medical Hardship Program, 2012 Allocated</i>	--	\$271,720	--	\$781,321
Disbursed	28	\$326,942	31	\$333,469
Foreclosure Prevention, 2008	189	\$72,600	934	\$323,550
HOME, 1992	--	--	1,555	\$47M
<i>Tennessee's Housing Trust Fund, 2007</i>	66	\$591,980	629	\$5.9M
<i>Competitive Grants</i>	--	--	90	\$3.4M
<i>Emergency Repair</i>	42	\$218,508	339	\$1.6M
<i>Housing Modification and Ramps</i>	12	\$10,002	57	\$45,240
<i>Rebuild and Recover</i>	--	\$300,000	--	\$300,000
<i>Rural Housing Repair</i>	12	\$63,470	143	\$613,480
<i>Community Investment Tax Credits, 2005</i>	44	\$4.4M	326	\$16.6M
<i>Homeownership</i>	21	\$2.9M	--	--
<i>Rental</i>	23	\$1.5M	--	--
Low Income Housing Tax Credits, 1987	231	\$12.4M	4,853	\$281.8M
Multi-Family Bond Authority, 1993	77	\$2.7M	985	\$32.9M
Section 8 Rental Assistance, 1978	3,879	\$14.6M	--	--
Tenant-Based	82	\$304,763	--	--
Project-Based	3,797	\$14.3M	--	--
Emergency Solutions Grant Program, 1988	--	\$713,783	--	--
Neighborhood Stabilization Program, 2008	2	\$145,958	--	\$4.4M
Weatherization Assistance Program, 1976	16	\$93,165	16	\$93,165

U.S. Congressional District 1 includes a portion or the entirety of the following counties: Carter, Cocke, Greene, Hamblen, Hancock, Hawkins, Jefferson, Johnson, Sevier, Sullivan, Unicoi, and Washington.

*Attorneys General National Mortgage Servicer Settlement, Keep My Tennessee Home Long-Term Medical Disability Hardship Program

See Methodology on page 122 for calculation details.

Key:

Italics denote State of Tennessee programs.
All others are federal programs.

U.S. Congressional District 2



Program, Year Started	2013 Units	2013 Dollars	Cumulative Units	Cumulative Dollars
Homeownership Loan Program, 1974	200	\$22.1M	14,268	\$845.8M
<i>Homebuyer Education Program, 2003</i>	166	\$41,050	1,322	\$311,675
Keep My Tennessee Home, 2011 Allocated	--	\$8.4M	--	\$11.3M
Disbursed	270	\$4.4M	487	\$6.4M
<i>*Medical Hardship Program, 2012 Allocated</i>	--	\$781,264	--	\$856,975
Disbursed	30	\$386,483	33	\$412,298
Foreclosure Prevention, 2008	140	\$43,350	669	\$232,050
HOME, 1992	--	--	950	\$26.6M
<i>Tennessee's Housing Trust Fund, 2007</i>	44	\$204,967	520	\$5.5M
Competitive Grants	--	--	208	\$4.2M
Emergency Repair	22	\$126,193	131	\$571,484
Housing Modification and Ramps	10	\$7,414	64	\$39,719
Manufactured Housing (Pilot)	--	--	1	\$60,000
Rural Housing Repair	12	\$71,361	116	\$656,579
<i>Community Investment Tax Credits, 2005</i>	64	\$2.8M	591	\$21.6M
Homeownership	28	\$2.2M	--	--
Rental	36	\$637,500	--	--
Low Income Housing Tax Credits, 1987	56	\$6M	4,076	\$247.6M
Multi-Family Bond Authority, 1993	--	--	1,684	\$62.6M
Section 8 Rental Assistance, 1978	5,321	\$23.7M	--	--
Tenant-Based	431	\$1.9M	--	--
Project-Based	4,890	\$21.7M	--	--
Emergency Solutions Grant Program, 1988	--	\$162,786	--	--
Neighborhood Stabilization Program, 2008	1	\$301,408	--	\$4.4M
Weatherization Assistance Program, 1976	76	\$405,861	76	\$405,861

U.S. Congressional District 2 includes a portion or the entirety of the following counties: Blount, Campbell, Claiborne, Grainger, Jefferson, Knox, and Loudon.

*Attorneys General National Mortgage Servicer Settlement, Keep My Tennessee Home Long-Term Medical Disability Hardship Program

Key:

Italics denote State of Tennessee programs.
All others are federal programs.

U.S. Congressional District 3



Program, Year Started	2013 Units	2013 Dollars	Cumulative Units	Cumulative Dollars
Homeownership Loan Program, 1974	223	\$22.4M	10,987	\$622.3M
<i>Homebuyer Education Program, 2003</i>	178	\$44,300	1,097	\$247,525
Keep My Tennessee Home, 2011 Allocated	--	\$9.9M	--	\$13.8M
Disbursed	303	\$5.4M	589	\$8.2M
<i>*Medical Hardship Program, 2012 Allocated</i>	--	\$1.1M	--	\$1.4M
Disbursed	33	\$632,766	47	\$704,074
Foreclosure Prevention, 2008	544	\$217,800	1,626	\$664,800
HOME, 1992	--	--	2,193	\$51.9M
<i>Tennessee's Housing Trust Fund, 2007</i>	97	\$356,866	1,025	\$5M
Competitive Grants	--	--	148	\$2.4M
Emergency Repair	35	\$138,801	356	\$1.4M
Housing Modification and Ramps	31	\$26,397	345	\$272,099
Manufactured Housing (Pilot)	--	--	1	\$60,000
Rural Housing Repair	31	\$191,668	175	\$788,568
<i>Community Investment Tax Credits, 2005</i>	374	\$14.3M	527	\$16.3M
Rental	374	\$14.3M	--	--
Low Income Housing Tax Credits, 1987	185	\$9M	4,693	\$251.2M
Multi-Family Bond Authority, 1993	113	\$3.8M	1,027	\$38M
Section 8 Rental Assistance, 1978	4,599	\$17.9M	--	--
Tenant-Based	281	\$1.2M	--	--
Project-Based	4,318	\$16.7M	--	--
Emergency Solutions Grant Program, 1988	--	\$356,319	--	--
Neighborhood Stabilization Program, 2008	9	\$145,044	--	\$3.9M
Weatherization Assistance Program, 1976	124	\$633,871	124	\$633,871

U.S. Congressional District 3 includes a portion or the entirety of the following counties: Anderson, Bradley, Campbell, Hamilton, McMinn, Monroe, Morgan, Polk, Roane, Scott, and Union.

*Attorneys General National Mortgage Servicer Settlement, Keep My Tennessee Home Long-Term Medical Disability Hardship Program

Key:

Italics denote State of Tennessee programs.
All others are federal programs.

U.S. Congressional District 4



Program, Year Started	2013 Units	2013 Dollars	Cumulative Units	Cumulative Dollars
Homeownership Loan Program, 1974	437	\$53.4M	14,868	\$1,123.7M
Homebuyer Education Program, 2003	420	\$104,750	2,421	\$561,275
Keep My Tennessee Home, 2011 Allocated	--	\$10.6M	--	\$15.9M
Disbursed	312	\$6M	672	\$10.2M
*Medical Hardship Program, 2012 Allocated	--	\$1.3M	--	\$1.4M
Disbursed	39	\$613,737	45	\$628,667
Foreclosure Prevention, 2008	429	\$172,500	1,967	\$800,850
HOME, 1992	--	--	1,800	\$45.8M
<i>Tennessee's Housing Trust Fund, 2007</i>	89	\$634,412	969	\$4.5M
Competitive Grants	--	--	117	\$1.3M
Emergency Repair	39	\$167,428	379	\$1.9M
Housing Modification and Ramps	26	\$19,179	306	\$233,895
Rebuild and Recover	--	\$300,000	--	\$300,000
Rural Housing Repair	24	\$147,806	167	\$732,289
<i>Community Investment Tax Credits, 2005</i>	195	\$10.2M	701	\$30.7M
Rental	195	\$10.2M	--	--
Low Income Housing Tax Credits, 1987	371	\$20.5M	5,147	\$303.3M
Multi-Family Bond Authority, 1993	113	\$3.8M	213	\$7M
Section 8 Rental Assistance, 1978	4,298	\$18.2M	--	--
Tenant-Based	1,168	\$5M	--	--
Project-Based	3,130	\$13.2M	--	--
Emergency Solutions Grant Program, 1988	--	\$527,324	--	--
Neighborhood Stabilization Program, 2008	6	\$394,330	--	\$6.1M
Weatherization Assistance Program, 1976	156	\$768,442	156	\$768,442

U.S. Congressional District 4 includes a portion or the entirety of the following counties: Bedford, Bledsoe, Bradley, Franklin, Grundy, Lincoln, Marion, Marshall, Maury, Meigs, Moore, Rhea, Rutherford, Sequatchie, Van Buren, and Warren.

*Attorneys General National Mortgage Servicer Settlement, Keep My Tennessee Home Long-Term Medical Disability Hardship Program

Key:

Italics denote State of Tennessee programs.
All others are federal programs.

U.S. Congressional District 5



Program, Year Started	2013 Units	2013 Dollars	Cumulative Units	Cumulative Dollars
Homeownership Loan Program, 1974	511	\$63M	17,873	\$1,271.6M
<i>Homebuyer Education Program, 2003</i>	491	\$121,700	2,814	\$671,575
Keep My Tennessee Home, 2011 Allocated	--	\$16.9M	--	\$24.5M
Disbursed	437	\$9.2M	942	\$15.2M
<i>*Medical Hardship Program, 2012 Allocated</i>	--	\$2M	--	\$2.4M
Disbursed	62	\$1.1M	75	\$1.2M
Foreclosure Prevention, 2008	521	\$228,300	2,992	\$1.3M
HOME, 1992	--	--	326	\$10.3M
<i>Tennessee's Housing Trust Fund, 2007</i>	47	\$56,250	529	\$6.2M
Competitive Grants	--	--	239	\$5.6M
Emergency Repair	4	\$27,518	79	\$456,049
Housing Modification and Ramps	43	\$28,732	202	\$130,335
Rural Housing Repair	--	--	9	\$28,007
<i>Community Investment Tax Credits, 2005</i>	785	\$4.1M	4,395	\$76.7M
Homeownership	690	\$81,500	--	--
Rental	95	\$4M	--	--
Low Income Housing Tax Credits, 1987	586	\$26.4M	9,065	\$404.4M
Multi-Family Bond Authority, 1993	322	\$13.8M	6,165	\$250.2M
Section 8 Rental Assistance, 1978	6,068	\$30.9M	--	--
Tenant-Based	160	\$960,321	--	--
Project-Based	5,908	\$29.9M	--	--
Emergency Solutions Grant Program, 1988	--	\$297,011	--	--
Neighborhood Stabilization Program, 2008	--	--	--	\$3.2M
Weatherization Assistance Program, 1976	87	\$434,799	87	\$434,799

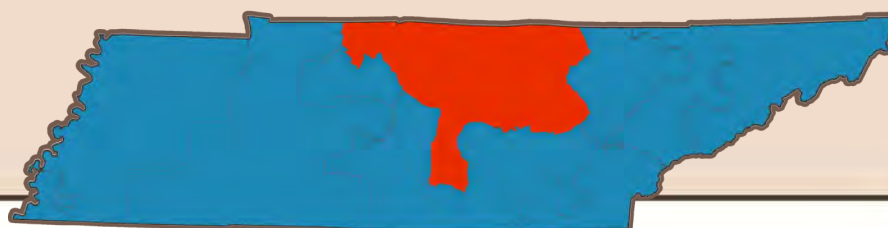
U.S. Congressional District 5 includes a portion or the entirety of the following counties: Cheatham, Davidson, and Dickson.

*Attorneys General National Mortgage Servicer Settlement, Keep My Tennessee Home Long-Term Medical Disability Hardship Program

Key:

Italics denote State of Tennessee programs.
All others are federal programs.

U.S. Congressional District 6



Program, Year Started	2013 Units	2013 Dollars	Cumulative Units	Cumulative Dollars
Homeownership Loan Program, 1974	212	\$26.9M	10,587	\$754.9M
Homebuyer Education Program, 2003	185	\$45,800	1,392	\$299,275
Keep My Tennessee Home, 2011 Allocated	--	\$8.7M	--	\$12.5M
Disbursed	234	\$4.6M	494	\$7.6M
*Medical Hardship Program, 2012 Allocated	--	\$872,314	--	\$1M
Disbursed	29	\$500,978	33	\$527,331
Foreclosure Prevention, 2008	165	\$68,550	869	\$361,500
HOME, 1992	--	--	1,724	\$48.6M
<i>Tennessee's Housing Trust Fund, 2007</i>	45	\$194,356	477	\$2.5M
Emergency Repair	10	\$57,601	238	\$1.7M
Housing Modification and Ramps	12	\$7,826	90	\$55,231
Rural Housing Repair	23	\$128,928	149	\$714,734
<i>Community Investment Tax Credits, 2005</i>	74	\$4.1M	551	\$19.9M
Homeownership	2	\$200,000	--	--
Rental	72	\$3.9M	--	--
Low Income Housing Tax Credits, 1987	270	\$31.3M	4,686	\$220.2M
Multi-Family Bond Authority, 1993	--	--	924	\$39.5M
Section 8 Rental Assistance, 1978	3,533	\$15.8M	--	--
Tenant-Based	1,769	\$8.5M	--	--
Project-Based	1,764	\$7.3M	--	--
Emergency Solutions Grant Program, 1988	--	\$574,270	--	--
Neighborhood Stabilization Program, 2008	--	--	--	\$2.7M
Weatherization Assistance Program, 1976	106	\$524,787	106	\$524,787

U.S. Congressional District 6 includes a portion or the entirety of the following counties: Cannon, Cheatham, Clay, Coffee, Cumberland, DeKalb, Fentress, Jackson, Macon, Overton, Pickett, Putnam, Robertson, Smith, Sumner, Trousdale, Van Buren, White, and Wilson.


*Attorneys General National Mortgage Servicer Settlement, Keep My Tennessee Home Long-Term Medical Disability Hardship Program

Key:

Italics denote State of Tennessee programs.

All others are federal programs.

U.S. Congressional District 7



Program, Year Started	2013 Units	2013 Dollars	Cumulative Units	Cumulative Dollars
Homeownership Loan Program, 1974	187	\$23.2M	8,614	\$496.6M
Homebuyer Education Program, 2003	170	\$42,400	1,072	\$233,475
Keep My Tennessee Home, 2011 Allocated	--	\$6.6M	--	\$9.4M
Disbursed	196	\$3.8M	378	\$5.9M
*Medical Hardship Program, 2012 Allocated	--	\$866,874	--	\$901,436
Disbursed	27	\$396,764	29	\$400,025
Foreclosure Prevention, 2008	221	\$80,850	1,152	\$469,950
HOME, 1992	--	--	1,248	\$44.2M
<i>Tennessee's Housing Trust Fund, 2007</i>	59	\$666,887	563	\$4.3M
<i>Competitive Grants</i>	--	--	120	\$1.9M
<i>Emergency Repair</i>	37	\$175,329	281	\$1.5M
<i>Housing Modification and Ramps</i>	10	\$7,286	66	\$60,980
<i>Rebuild and Recover</i>	--	\$425,000	--	\$425,000
<i>Rural Housing Repair</i>	12	\$59,272	96	\$348,579
<i>Community Investment Tax Credits, 2005</i>	36	\$435,542	297	\$16M
<i>Homeownership</i>	1	\$134,542	--	--
<i>Rental</i>	35	\$300,000	--	--
Low Income Housing Tax Credits, 1987	136	\$11.2M	3,519	\$224.4M
Multi-Family Bond Authority, 1993	--	--	112	\$4.2M
Section 8 Rental Assistance, 1978	3,731	\$16.9M	--	--
Tenant-Based	1,811	\$8.3M	--	--
Project-Based	1,920	\$8.7M	--	--
Emergency Solutions Grant Program, 1988	--	\$537,834	--	--
Neighborhood Stabilization Program, 2008	4	\$333,638	--	\$4.9M
Weatherization Assistance Program, 1976	77	\$403,142	77	\$403,142

U.S. Congressional District 7 includes a portion or the entirety of the following counties: Benton, Chester, Decatur, Giles, Hardeman, Hardin, Henderson, Hickman, Houston, Humphreys, Lawrence, Lewis, Maury, McNairy, Montgomery, Perry, Stewart, Wayne, and Williamson.

*Attorneys General National Mortgage Servicer Settlement, Keep My Tennessee Home Long-Term Medical Disability Hardship Program

Key:

Italics denote State of Tennessee programs.
All others are federal programs.

U.S. Congressional District 8



Program, Year Started	2013 Units	2013 Dollars	Cumulative Units	Cumulative Dollars
Homeownership Loan Program, 1974	326	\$34.1M	29,479	\$1,581.9M
<i>Homebuyer Education Program, 2003</i>	301	\$74,850	2,124	\$470,073
Keep My Tennessee Home, 2011 Allocated	--	\$30.3M	--	\$44.1M
Disbursed	848	\$16.6M	1,617	\$26M
<i>*Medical Hardship Program, 2012 Allocated</i>	--	\$3.4M	--	\$3.6M
Disbursed	124	\$1.7M	134	\$1.7M
Foreclosure Prevention, 2008	528	\$186,600	4,322	\$1.7M
HOME, 1992	--	--	1,536	\$49.2M
<i>Tennessee's Housing Trust Fund, 2007</i>	143	\$679,360	1,059	\$8.1M
Competitive Grants	--	--	235	\$3.9M
Emergency Repair	77	\$476,965	444	\$3M
Housing Modification and Ramps	31	\$24,299	146	\$93,473
Rural Housing Repair	35	\$178,096	234	\$1.1M
<i>Community Investment Tax Credits, 2005</i>	9	\$225,000	388	\$12.8M
Homeownership	6	\$125,000	--	--
Rental	3	\$100,000	--	--
Low Income Housing Tax Credits, 1987	486	\$45.8M	15,739	\$728.4M
Multi-Family Bond Authority, 1993	--	--	9,359	\$280.3M
Section 8 Rental Assistance, 1978	11,889	\$57.1M	--	--
Tenant-Based	1,768	\$9M	--	--
Project-Based	10,121	\$48.1M	--	--
Emergency Solutions Grant Program, 1988	--	\$533,084	--	--
Neighborhood Stabilization Program, 2008	55	\$3.4M	--	\$22.9M
Weatherization Assistance Program, 1976	46	\$275,858	46	\$275,858

U.S. Congressional District 8 includes a portion or the entirety of the following counties: Benton, Carroll, Crockett, Dyer, Fayette, Gibson, Haywood, Henry, Lake, Lauderdale, Madison, Obion, Shelby, Tipton, and Weakley.

*Attorneys General National Mortgage Servicer Settlement, Keep My Tennessee Home Long-Term Medical Disability Hardship Program

Key:

Italics denote State of Tennessee programs.
All others are federal programs.

U.S. Congressional District 9



Program, Year Started	2013 Units	2013 Dollars	Cumulative Units	Cumulative Dollars
Homeownership Loan Program, 1974	292	\$30.9M	19,892	\$1,104.1M
<i>Homebuyer Education Program, 2003</i>	270	\$67,250	1,780	\$398,723
Keep My Tennessee Home, 2011 Allocated	--	\$26.1M	--	\$37.5M
Disbursed	705	\$14M	1,318	\$21.9M
<i>*Medical Hardship Program, 2012 Allocated</i>	--	\$3M	--	\$3.2M
Disbursed	107	\$1.5M	116	\$1.5M
Foreclosure Prevention, 2008	453	\$154,950	3,956	\$1.5M
HOME, 1992	--	--	200	\$2.6M
<i>Tennessee's Housing Trust Fund, 2007</i>	62	\$205,367	318	\$3.4M
Competitive Grants	--	--	158	\$2.6M
Emergency Repair	41	\$187,706	116	\$740,636
Housing Modification and Ramps	21	\$17,661	44	\$27,140
<i>Community Investment Tax Credits, 2005</i>	9	\$225,000	254	\$10.4M
Homeownership	6	\$125,000	--	--
Rental	3	\$100,000	--	--
Low Income Housing Tax Credits, 1987	301	\$27.3M	11,828	\$520.9M
Multi-Family Bond Authority, 1993	--	--	8,429	\$244.2M
Section 8 Rental Assistance, 1978	7,424	\$36.7M	--	--
Tenant-Based	386	\$2.4M	--	--
Project-Based	7,038	\$34.3M	--	--
Emergency Solutions Grant Program, 1988	--	\$14,286	--	--
Neighborhood Stabilization Program, 2008	51	\$3.3M	--	\$17.4M
Weatherization Assistance Program, 1976	9	\$81,847	9	\$81,847

U.S. Congressional District 9 includes a portion of the following county: Shelby.

*Attorneys General National Mortgage Servicer Settlement, Keep My Tennessee Home Long-Term Medical Disability Hardship Program

Key:

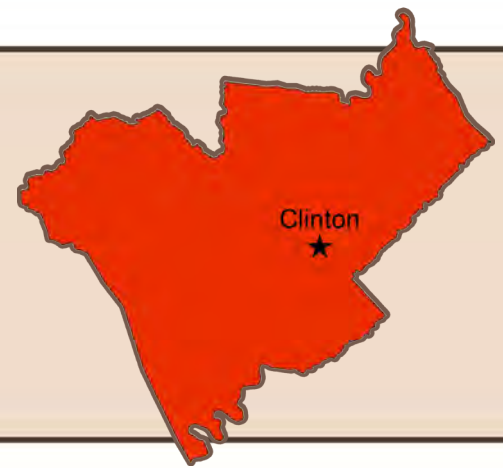

Italics denote State of Tennessee programs.
All others are federal programs.



Counties



Anderson County



Program, Year Started	2013 Units	2013 Dollars	Cumulative Units	Cumulative Dollars
Homeownership Loan Program, 1974	20	\$1.8M	1,488	\$79.7M
<i>Homebuyer Education Program, 2003</i>	16	\$4,000	119	\$27,525
Keep My Tennessee Home, 2011 Allocated	--	\$707,822	--	\$847,645
Disbursed	23	\$351,816	36	\$459,618
Foreclosure Prevention, 2008	2	\$300	12	\$4,200
HOME, 1992	--	--	515	\$8.5M
<i>Tennessee's Housing Trust Fund, 2007</i>	5	\$28,625	42	\$257,250
<i>Competitive Grants</i>	--	--	2	\$117,700
<i>Emergency Repair</i>	5	\$28,625	33	\$120,934
<i>Housing Modification and Ramps</i>	--	--	4	\$2,972
<i>Rural Housing Repair</i>	--	--	3	\$15,645
<i>Community Investment Tax Credits, 2005</i>	--	--	18	\$6,876
Low Income Housing Tax Credits, 1987	72	\$6.6M	682	\$43.4M
Multi-Family Bond Authority, 1993	--	--	193	\$6.2M
Section 8 Rental Assistance, 1978	837	\$3.5M	--	--
Tenant-Based	167	\$867,139	--	--
Project-Based	670	\$2.6M	--	--
Emergency Solutions Grant Program, 1988	--	\$77,077	--	--
Neighborhood Stabilization Program, 2008	--	--	--	\$94,631
Weatherization Assistance Program, 1976	16	\$93,165	16	\$93,165

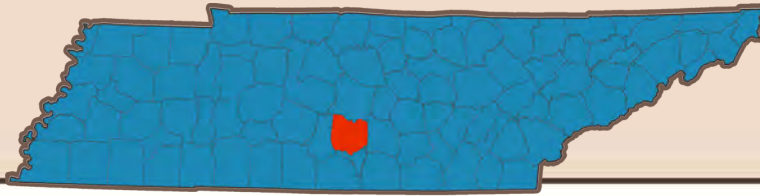
See Methodology on page 122 for calculation details.

Key:

Italics denote State of Tennessee programs.

All others are federal programs.

Bedford County



Program, Year Started	2013 Units	2013 Dollars	Cumulative Units	Cumulative Dollars
Homeownership Loan Program, 1974	2	\$191,467	559	\$32.5M
<i>Homebuyer Education Program, 2003</i>	2	\$500	45	\$7,875
Keep My Tennessee Home, 2011 Allocated	--	\$215,028	--	\$746,342
Disbursed	6	\$217,718	38	\$641,493
<i>*Medical Hardship Program, 2012 Allocated</i>	--	\$64,058	--	\$64,058
Disbursed	2	\$23,736	2	\$23,736
Foreclosure Prevention, 2008	11	\$4,350	67	\$27,300
HOME, 1992	--	--	92	\$3.1M
<i>Tennessee's Housing Trust Fund, 2007</i>	1	\$5,855	9	\$43,655
Emergency Repair	1	\$5,855	6	\$37,005
Rural Housing Repair	--	--	3	\$6,650
<i>Community Investment Tax Credits, 2005</i>	--	--	21	\$969,816
Low Income Housing Tax Credits, 1987	64	\$6.7M	411	\$30M
Section 8 Rental Assistance, 1978	197	\$735,388	--	--
Tenant-Based	52	\$178,391	--	--
Project-Based	145	\$556,997	--	--
Emergency Solutions Grant Program, 1988	--	\$75,000	--	--
Neighborhood Stabilization Program, 2008	--	--	--	\$706,349
Weatherization Assistance Program, 1976	32	\$161,604	32	\$161,604

*Attorneys General National Mortgage Servicer Settlement, Keep My Tennessee Home Long-Term Medical Disability Hardship Program

Key:

Italics denote State of Tennessee programs.

All others are federal programs.

Benton County



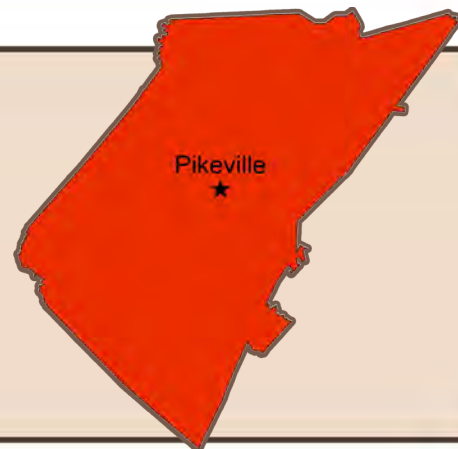
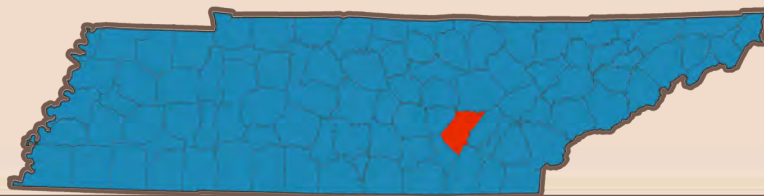
Program, Year Started	2013 Units	2013 Dollars	Cumulative Units	Cumulative Dollars
Homeownership Loan Program, 1974	1	\$56,000	128	\$5.2M
<i>Homebuyer Education Program, 2003</i>	1	\$250	2	\$475
Keep My Tennessee Home, 2011 Allocated	--	\$70,121	--	\$97,192
Disbursed	4	\$53,531	7	\$71,102
Foreclosure Prevention, 2008	4	\$2,400	8	\$3,300
HOME, 1992	--	--	61	\$2.2M
<i>Tennessee's Housing Trust Fund, 2007</i>	3	\$23,063	22	\$253,907
<i>Competitive Grants</i>	--	--	2	\$137,500
<i>Emergency Repair</i>	3	\$23,063	14	\$103,447
<i>Housing Modification and Ramps</i>	--	--	2	\$1,900
<i>Rural Housing Repair</i>	--	--	4	\$11,060
<i>Community Investment Tax Credits, 2005</i>	--	--	6	\$143,975
Low Income Housing Tax Credits, 1987	--	--	150	\$11.4M
Section 8 Rental Assistance, 1978	102	\$336,668	--	--
Tenant-Based	17	\$23,935	--	--
Project-Based	85	\$312,733	--	--
Emergency Solutions Grant Program, 1988	--	\$89,286	--	--
Neighborhood Stabilization Program, 2008	--	--	--	\$348,644
Weatherization Assistance Program, 1976	8	\$55,732	8	\$55,732

Key:

Italics denote State of Tennessee programs.

All others are federal programs.

Bledsoe County



Program, Year Started	2013 Units	2013 Dollars	Cumulative Units	Cumulative Dollars
Homeownership Loan Program, 1974	--	--	20	\$1.3M
<i>Homebuyer Education Program, 2003</i>	--	--	2	\$450
Keep My Tennessee Home, 2011 Allocated	--	\$198,389	--	\$248,139
Disbursed	9	\$87,291	12	\$130,732
<i>*Medical Hardship Program, 2012 Allocated</i>	--	\$72,490	--	\$72,490
Disbursed	3	\$36,635	3	\$36,635
Foreclosure Prevention, 2008	9	\$4,050	12	\$5,400
HOME, 1992	--	--	96	\$2.3M
<i>Tennessee's Housing Trust Fund, 2007</i>	--	--	95	\$742,237
Competitive Grants	--	--	55	\$643,050
Emergency Repair	--	--	9	\$53,228
Housing Modification and Ramps	--	--	21	\$16,171
Rural Housing Repair	--	--	10	\$29,787
<i>Community Investment Tax Credits, 2005</i>	--	--	48	\$464,850
Low Income Housing Tax Credits, 1987	--	--	24	\$296,640
Project-Based Section 8 Rental Assistance, 1978	147	\$776,626	--	--
Emergency Solutions Grant Program, 1988	--	\$84,000	--	--
Weatherization Assistance Program, 1976	39	\$190,884	39	\$190,884


*Attorneys General National Mortgage Servicer Settlement, Keep My Tennessee Home Long-Term Medical Disability Hardship Program

Key:

Italics denote State of Tennessee programs.

All others are federal programs.

Blount County

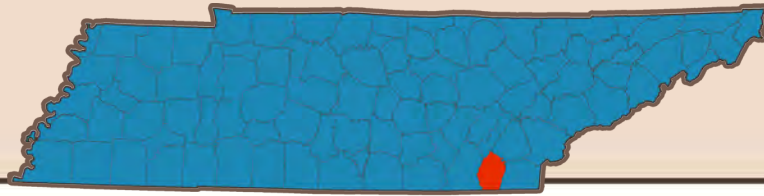


Program, Year Started	2013 Units	2013 Dollars	Cumulative Units	Cumulative Dollars
Homeownership Loan Program, 1974	45	\$5.1M	2,861	\$162.9M
<i>Homebuyer Education Program, 2003</i>	40	\$10,000	257	\$57,750
Keep My Tennessee Home, 2011 Allocated	--	\$794,231	--	\$1.1M
Disbursed	25	\$434,088	52	\$695,858
Foreclosure Prevention, 2008	5	\$750	43	\$15,150
HOME, 1992	--	--	149	\$4.5M
<i>Tennessee's Housing Trust Fund, 2007</i>	6	\$12,058	37	\$54,275
<i>Emergency Repair</i>	--	--	5	\$16,989
<i>Housing Modification and Ramps</i>	5	\$4,558	28	\$16,765
<i>Rural Housing Repair</i>	1	\$7,500	4	\$20,520
<i>Community Investment Tax Credits, 2005</i>	8	\$1M	123	\$6.7M
<i>Homeownership</i>	8	\$1M	--	--
Low Income Housing Tax Credits, 1987	--	--	348	\$22.6M
Section 8 Rental Assistance, 1978	414	\$1.6M	--	--
Tenant-Based	98	\$377,517	--	--
Project-Based	316	\$1.2M	--	--
Emergency Solutions Grant Program, 1988	--	\$14,286	--	--
Neighborhood Stabilization Program, 2008	--	--	--	\$1.5M
Weatherization Assistance Program, 1976	3	\$15,645	3	\$15,645

Key:

Italics denote State of Tennessee programs.
All others are federal programs.

Bradley County



Program, Year Started	2013 Units	2013 Dollars	Cumulative Units	Cumulative Dollars
Homeownership Loan Program, 1974	46	\$4.7M	2,398	\$142.5M
<i>Homebuyer Education Program, 2003</i>	42	\$10,200	307	\$68,075
Keep My Tennessee Home, 2011 Allocated	--	\$952,915	--	\$1.5M
Disbursed	32	\$588,356	66	\$897,676
<i>*Medical Hardship Program, 2012 Allocated</i>	--	\$184,827	--	\$221,175
Disbursed	5	\$103,883	6	\$109,217
Foreclosure Prevention, 2008	88	\$34,500	181	\$71,400
HOME, 1992	--	--	197	\$5.8M
<i>Tennessee's Housing Trust Fund, 2007</i>	19	\$38,939	233	\$654,284
Competitive Grants	--	--	6	\$199,220
Emergency Repair	8	\$16,261	121	\$345,716
Housing Modification and Ramps	9	\$7,732	98	\$77,797
Rural Housing Repair	2	\$14,945	8	\$31,551
<i>Community Investment Tax Credits, 2005</i>	--	--	18	\$620,000
Low Income Housing Tax Credits, 1987	113	\$2.4M	649	\$29.6M
Multi-Family Bond Authority, 1993	113	\$3.8M	113	\$3.8M
Project-Based Section 8 Rental Assistance, 1978	645	\$2.2M	--	--
Emergency Solutions Grant Program, 1988	--	\$191,456	--	--
Neighborhood Stabilization Program, 2008	1	\$42,427	--	\$633,725
Weatherization Assistance Program, 1976	11	\$52,771	11	\$52,771

*Attorneys General National Mortgage Servicer Settlement, Keep My Tennessee Home Long-Term Medical Disability Hardship Program

Key:

Italics denote State of Tennessee programs.

All others are federal programs.

Campbell County

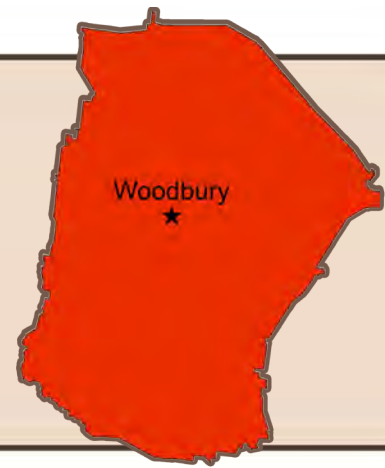
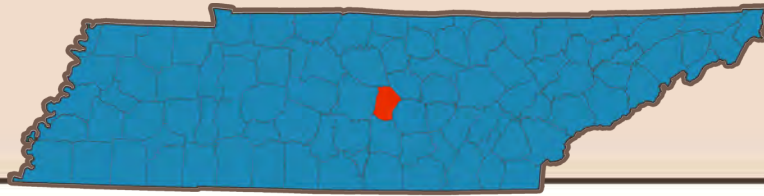


Program, Year Started	2013 Units	2013 Dollars	Cumulative Units	Cumulative Dollars
Homeownership Loan Program, 1974	--	--	225	\$10.5M
<i>Homebuyer Education Program, 2003</i>	--	--	14	\$2,400
Keep My Tennessee Home, 2011 Allocated	--	\$136,879	--	\$228,449
Disbursed	5	\$96,222	11	\$156,194
Foreclosure Prevention, 2008	2	\$750	10	\$4,050
HOME, 1992	--	--	243	\$6.7M
<i>Tennessee's Housing Trust Fund, 2007</i>	11	\$67,374	86	\$1.5M
<i>Competitive Grants</i>	--	--	17	\$1.1M
<i>Emergency Repair</i>	3	\$15,484	22	\$103,221
<i>Housing Modification and Ramps</i>	--	--	3	\$2,635
<i>Manufactured Housing (Pilot)</i>	--	--	1	\$60,000
<i>Rural Housing Repair</i>	8	\$51,890	43	\$252,677
Low Income Housing Tax Credits, 1987	--	--	231	\$10.7M
Section 8 Rental Assistance, 1978	378	\$1.2M	--	--
Tenant-Based	5	\$12,828	--	--
Project-Based	373	\$1.2M	--	--
Emergency Solutions Grant Program, 1988	--	\$87,786	--	--
Neighborhood Stabilization Program, 2008	1	\$23,497	--	\$430,565
Weatherization Assistance Program, 1976	16	\$93,165	16	\$93,165

Key:

Italics denote State of Tennessee programs.
All others are federal programs.

Cannon County



Program, Year Started	2013 Units	2013 Dollars	Cumulative Units	Cumulative Dollars
Homeownership Loan Program, 1974	--	--	104	\$7.7M
<i>Homebuyer Education Program, 2003</i>	--	--	13	\$1,825
Keep My Tennessee Home, 2011 Allocated	--	\$116,355	--	\$153,531
Disbursed	4	\$73,860	5	\$73,860
<i>*Medical Hardship Program, 2012 Allocated</i>	--	\$29,762	--	\$29,762
Disbursed	1	\$5,567	1	\$5,567
Foreclosure Prevention, 2008	3	\$1,050	16	\$7,050
HOME, 1992	--	--	55	\$1.4M
<i>Tennessee's Housing Trust Fund, 2007</i>	2	\$9,509	6	\$26,656
Emergency Repair	1	\$5,459	2	\$6,361
Rural Housing Repair	1	\$4,050	4	\$20,295
<i>Community Investment Tax Credits, 2005</i>	--	--	80	\$131,553
Low Income Housing Tax Credits, 1987	--	--	43	\$619,690
Tenant-Based Section 8 Rental Assistance, 1978	8	\$29,465	--	--
Weatherization Assistance Program, 1976	37	\$177,377	37	\$177,377

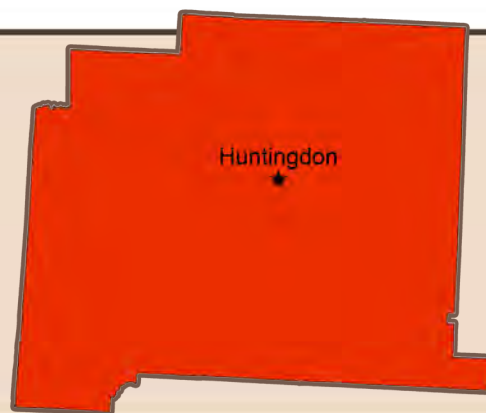
*Attorneys General National Mortgage Servicer Settlement, Keep My Tennessee Home Long-Term Medical Disability Hardship Program

Key:

Italics denote State of Tennessee programs.

All others are federal programs.

Carroll County



Program, Year Started	2013 Units	2013 Dollars	Cumulative Units	Cumulative Dollars
Homeownership Loan Program, 1974	--	--	214	\$8.1M
<i>Homebuyer Education Program, 2003</i>	--	--	4	\$900
Keep My Tennessee Home, 2011 Allocated	--	\$118,282	--	\$227,668
Disbursed	5	\$61,777	13	\$152,537
<i>*Medical Hardship Program, 2012 Allocated</i>	--	\$14,811	--	\$14,811
Disbursed	1	\$11,015	1	\$11,015
Foreclosure Prevention, 2008	1	\$450	5	\$1,650
HOME, 1992	--	--	81	\$2.9M
<i>Tennessee's Housing Trust Fund, 2007</i>	7	\$35,368	55	\$335,312
<i>Emergency Repair</i>	3	\$21,701	37	\$282,805
<i>Housing Modification and Ramps</i>	2	\$938	8	\$3,708
<i>Rural Housing Repair</i>	2	\$12,729	10	\$48,799
<i>Community Investment Tax Credits, 2005</i>	--	--	4	\$64,795
Low Income Housing Tax Credits, 1987	39	\$2M	114	\$7.8M
Multi-Family Bond Authority, 1993	--	--	52	\$3.1M
Section 8 Rental Assistance, 1978	57	\$301,261	--	--
Tenant-Based	9	\$27,217	--	--
Project-Based	48	\$274,044	--	--
Emergency Solutions Grant Program, 1988	--	\$124,286	--	--
Neighborhood Stabilization Program, 2008	--	--	--	\$65,592
Weatherization Assistance Program, 1976	8	\$55,732	8	\$55,732


*Attorneys General National Mortgage Servicer Settlement, Keep My Tennessee Home Long-Term Medical Disability Hardship Program

Key:

Italics denote State of Tennessee programs.

All others are federal programs.

Carter County



Program, Year Started	2013 Units	2013 Dollars	Cumulative Units	Cumulative Dollars
Homeownership Loan Program, 1974	4	\$358,498	398	\$21.2M
<i>Homebuyer Education Program, 2003</i>	2	\$500	45	\$8,300
Keep My Tennessee Home, 2011 Allocated	--	\$612,759	--	\$837,812
Disbursed	23	\$309,052	38	\$460,516
<i>*Medical Hardship Program, 2012 Allocated</i>	--	\$107,743	--	\$107,743
Disbursed	2	\$46,588	3	\$46,588
Foreclosure Prevention, 2008	9	\$3,000	61	\$16,500
HOME, 1992	--	--	163	\$5.9M
<i>Tennessee's Housing Trust Fund, 2007</i>	11	\$26,963	67	\$255,412
<i>Emergency Repair</i>	10	\$26,182	49	\$196,109
<i>Housing Modification and Ramps</i>	1	\$782	6	\$5,122
<i>Rural Housing Repair</i>	--	--	12	\$54,182
<i>Community Investment Tax Credits, 2005</i>	6	\$1.2M	29	\$1.5M
<i>Homeownership</i>	6	\$1.2M	--	--
Low Income Housing Tax Credits, 1987	--	--	383	\$23.9M
Multi-Family Bond Authority, 1993	--	--	100	\$3.3M
Project-Based Section 8 Rental Assistance, 1978	388	\$1.6M	--	--
Emergency Solutions Grant Program, 1988	--	\$245,566	--	--

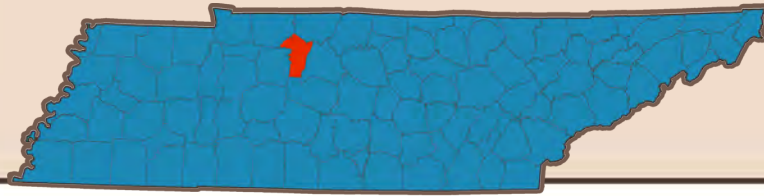
*Attorneys General National Mortgage Servicer Settlement, Keep My Tennessee Home Long-Term Medical Disability Hardship Program

Key:

Italics denote State of Tennessee programs.

All others are federal programs.

Cheatham County



Program, Year Started	2013 Units	2013 Dollars	Cumulative Units	Cumulative Dollars
Homeownership Loan Program, 1974	13	\$1.3M	727	\$47.9M
<i>Homebuyer Education Program, 2003</i>	14	\$3,350	60	\$12,750
Keep My Tennessee Home, 2011 Allocated	--	\$567,810	--	\$873,456
Disbursed	15	\$344,099	37	\$584,170
<i>*Medical Hardship Program, 2012 Allocated</i>	--	\$38,632	--	\$77,977
Disbursed	1	\$7,913	2	\$20,615
Foreclosure Prevention, 2008	13	\$5,550	79	\$35,250
HOME, 1992	--	--	68	\$2.8M
<i>Tennessee's Housing Trust Fund, 2007</i>	2	\$8,083	14	\$66,899
<i>Emergency Repair</i>	2	\$8,083	11	\$63,089
<i>Housing Modification and Ramps</i>	--	--	1	\$296
<i>Rural Housing Repair</i>	--	--	2	\$3,515
Low Income Housing Tax Credits, 1987	--	--	97	\$4.9M
Tenant-Based Section 8 Rental Assistance, 1978	48	\$275,180	--	--
Emergency Solutions Grant Program, 1988	--	\$268,440	--	--
Weatherization Assistance Program, 1976	37	\$185,806	37	\$185,806

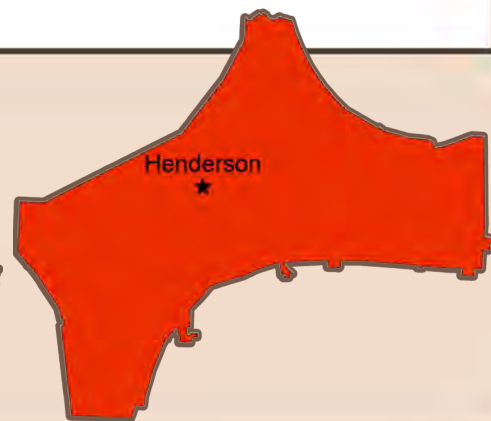
*Attorneys General National Mortgage Servicer Settlement, Keep My Tennessee Home Long-Term Medical Disability Hardship Program

Key:

Italics denote State of Tennessee programs.

All others are federal programs.

Chester County



Program, Year Started	2013 Units	2013 Dollars	Cumulative Units	Cumulative Dollars
Homeownership Loan Program, 1974	1	\$147,283	158	\$8.4M
<i>Homebuyer Education Program, 2003</i>	1	\$250	4	\$950
Keep My Tennessee Home, 2011 Allocated	--	\$87,803	--	\$110,711
Disbursed Amounts	4	\$33,278	6	\$55,795
<i>*Medical Hardship Program, 2012 Allocated</i>	--	\$19,627	--	\$19,627
Disbursed Amounts	1	\$20,627	1	\$20,627
Foreclosure Prevention, 2008	--	--	4	\$1,350
HOME, 1992	--	--	45	\$2.1M
<i>Tennessee's Housing Trust Fund, 2007</i>	2	\$4,045	19	\$365,418
<i>Competitive Grants</i>	--	--	10	\$335,000
<i>Emergency Repair</i>	--	--	1	\$11,000
<i>Housing Modification and Ramps</i>	1	\$645	2	\$969
<i>Rural Housing Repair</i>	1	\$3,400	6	\$18,449
Low Income Housing Tax Credits, 1987	--	--	122	\$7.8M
Section 8 Rental Assistance, 1978	271	\$1.4M	--	--
Tenant-Based	30	\$157,999	--	--
Project-Based	241	\$1.2M	--	--
Emergency Solutions Grant Program, 1988	--	\$85,000	--	--
Weatherization Assistance Program, 1976	8	\$55,732	8	\$55,732

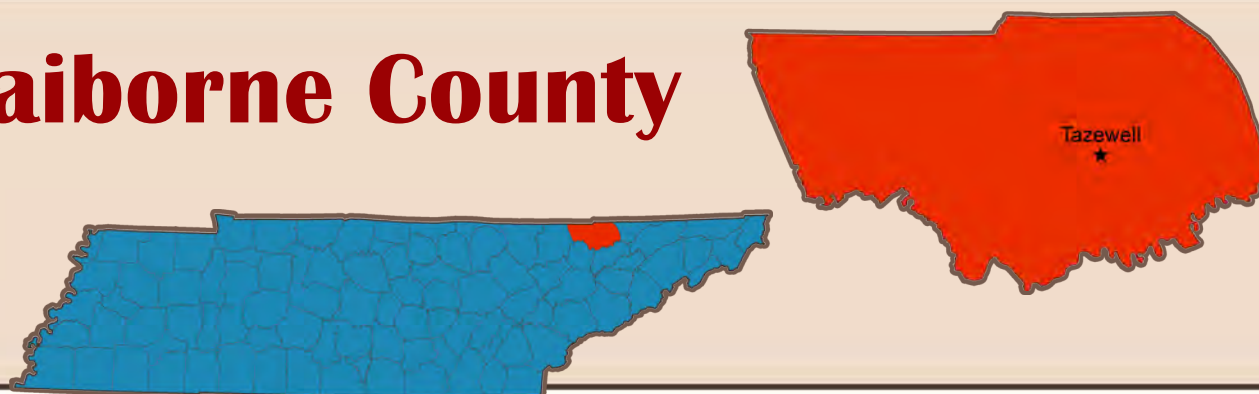
*Attorneys General National Mortgage Servicer Settlement, Keep My Tennessee Home Long-Term Medical Disability Hardship Program

Key:

Italics denote State of Tennessee programs.

All others are federal programs.

Claiborne County



Program, Year Started	2013 Units	2013 Dollars	Cumulative Units	Cumulative Dollars
Homeownership Loan Program, 1974	1	\$163,386	147	\$8.2M
<i>Homebuyer Education Program, 2003</i>	1	\$250	9	\$1,975
Keep My Tennessee Home, 2011 Allocated	--	\$483,494	--	\$536,139
Disbursed	19	\$244,463	25	\$280,916
<i>*Medical Hardship Program, 2012 Allocated</i>	--	\$6,573	--	\$6,573
Disbursed	3	\$9,661	3	\$9,661
Foreclosure Prevention, 2008	26	\$9,450	63	\$24,300
HOME, 1992	--	--	71	\$2.6M
<i>Tennessee's Housing Trust Fund, 2007</i>	10	\$27,142	75	\$340,318
<i>Emergency Repair</i>	4	\$20,586	22	\$74,731
<i>Housing Modification and Ramps</i>	5	\$2,856	8	\$4,431
<i>Rural Housing Repair</i>	1	\$3,700	45	\$261,156
<i>Community Investment Tax Credits, 2005</i>	--	--	18	\$51,220
Low Income Housing Tax Credits, 1987	--	--	156	\$7.2M
Section 8 Rental Assistance, 1978	45	\$165,392	--	--
Tenant-Based	5	\$14,318	--	--
Project-Based	40	\$151,074	--	--
Emergency Solutions Grant Program, 1988	--	\$89,286	--	--
Neighborhood Stabilization Program, 2008	--	--	--	\$331,782
Weatherization Assistance Program, 1976	16	\$93,165	16	\$93,165

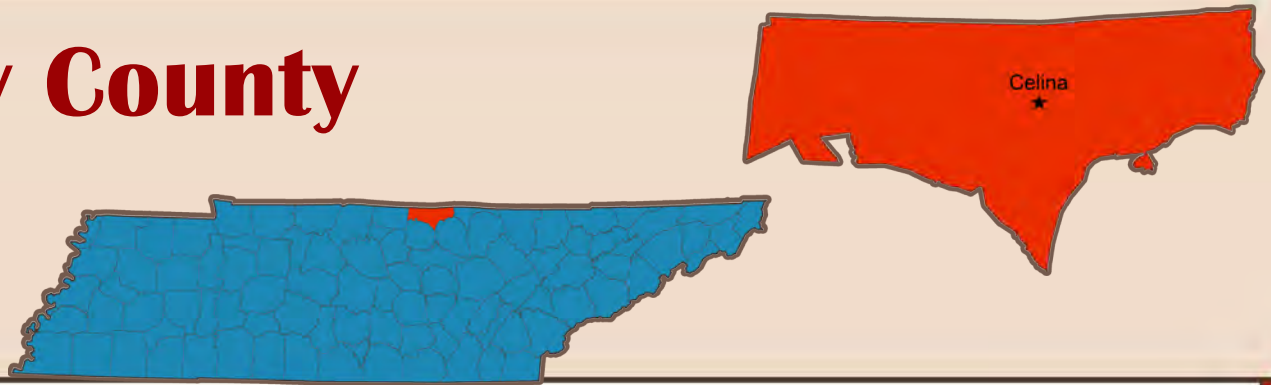
*Attorneys General National Mortgage Servicer Settlement, Keep My Tennessee Home Long-Term Medical Disability Hardship Program

Key:

Italics denote State of Tennessee programs.

All others are federal programs.

Clay County



Program, Year Started	2013 Units	2013 Dollars	Cumulative Units	Cumulative Dollars
Homeownership Loan Program, 1974	--	--	46	\$2M
<i>Homebuyer Education Program, 2003</i>	--	--	2	\$475
Keep My Tennessee Home, 2011 Allocated	--	\$75,633	--	\$104,786
Disbursed	3	\$40,724	6	\$65,881
<i>*Medical Hardship Program, 2012 Allocated</i>	--	\$41,797	--	\$41,797
Disbursed	2	\$12,416	2	\$12,416
Foreclosure Prevention, 2008	4	\$1,350	4	\$1,350
HOME, 1992	--	--	85	\$2.3M
<i>Tennessee's Housing Trust Fund, 2007</i>	4	\$27,456	39	\$295,724
Emergency Repair	2	\$21,670	30	\$252,150
Housing Modification and Ramps	1	\$786	2	\$1,667
Rural Housing Repair	1	\$5,000	7	\$41,906
Low Income Housing Tax Credits, 1987	--	--	68	\$1.6M
Tenant-Based Section 8 Rental Assistance, 1978	5	\$15,556	--	--
Emergency Solutions Grant Program, 1988	--	\$45,000	--	--
Weatherization Assistance Program, 1976	37	\$177,377	37	\$177,377

*Attorneys General National Mortgage Servicer Settlement, Keep My Tennessee Home Long-Term Medical Disability Hardship Program

Key:

Italics denote State of Tennessee programs.

All others are federal programs.

Cocke County



Program, Year Started	2013 Units	2013 Dollars	Cumulative Units	Cumulative Dollars
Homeownership Loan Program, 1974	4	\$355,697	145	\$8M
<i>Homebuyer Education Program, 2003</i>	3	\$750	11	\$2,400
Keep My Tennessee Home, 2011 Allocated	--	\$340,322	--	\$512,790
Disbursed	13	\$150,869	22	\$241,660
Foreclosure Prevention, 2008	13	\$5,100	42	\$17,250
HOME, 1992	--	--	106	\$3.3M
<i>Tennessee's Housing Trust Fund, 2007</i>	2	\$16,842	16	\$72,599
<i>Emergency Repair</i>	2	\$16,842	9	\$57,700
<i>Housing Modification and Ramps</i>	--	--	3	\$1,974
<i>Rural Housing Repair</i>	--	--	4	\$12,924
<i>Community Investment Tax Credits, 2005</i>	--	--	2	\$764
Low Income Housing Tax Credits, 1987	--	--	323	\$12.1M
Section 8 Rental Assistance, 1978	176	\$620,196	--	--
Tenant-Based	6	\$23,111	--	--
Project-Based	170	\$597,085	--	--
Emergency Solutions Grant Program, 1988	--	\$14,286	--	--
Neighborhood Stabilization Program, 2008	--	--	--	\$101,546
Weatherization Assistance Program, 1976	16	\$93,165	16	\$93,165

Key:

Italics denote State of Tennessee programs.

All others are federal programs.

Coffee County



Program, Year Started	2013 Units	2013 Dollars	Cumulative Units	Cumulative Dollars
Homeownership Loan Program, 1974	--	--	678	\$31.3M
<i>Homebuyer Education Program, 2003</i>	--	--	13	\$2,300
Keep My Tennessee Home, 2011 Allocated	--	\$168,328	--	\$269,522
Disbursed	4	\$85,401	11	\$178,390
<i>*Medical Hardship Program, 2012 Allocated</i>	--	\$103,424	--	\$103,424
Disbursed	3	\$53,476	3	\$53,476
Foreclosure Prevention, 2008	5	\$1,800	28	\$10,350
HOME, 1992	--	--	57	\$1.7M
<i>Tennessee's Housing Trust Fund, 2007</i>	4	\$18,016	17	\$105,275
Emergency Repair	2	\$10,693	13	\$90,594
Housing Modification and Ramps	1	\$442	1	\$442
Rural Housing Repair	1	\$6,882	3	\$14,239
<i>Community Investment Tax Credits, 2005</i>	48	\$1.3M	48	\$1.3M
Rental	48	\$1.3M	--	--
Low Income Housing Tax Credits, 1987	--	--	242	\$16.2M
Multi-Family Bond Authority, 1993	--	--	213	\$5.2M
Section 8 Rental Assistance, 1978	620	\$2.4M	--	--
Tenant-Based	116	\$350,557	--	--
Project-Based	504	\$2.1M	--	--
Emergency Solutions Grant Program, 1988	--	\$75,000	--	--
Neighborhood Stabilization Program, 2008	--	--	--	\$91,431
Weatherization Assistance Program, 1976	32	\$161,604	32	\$161,604

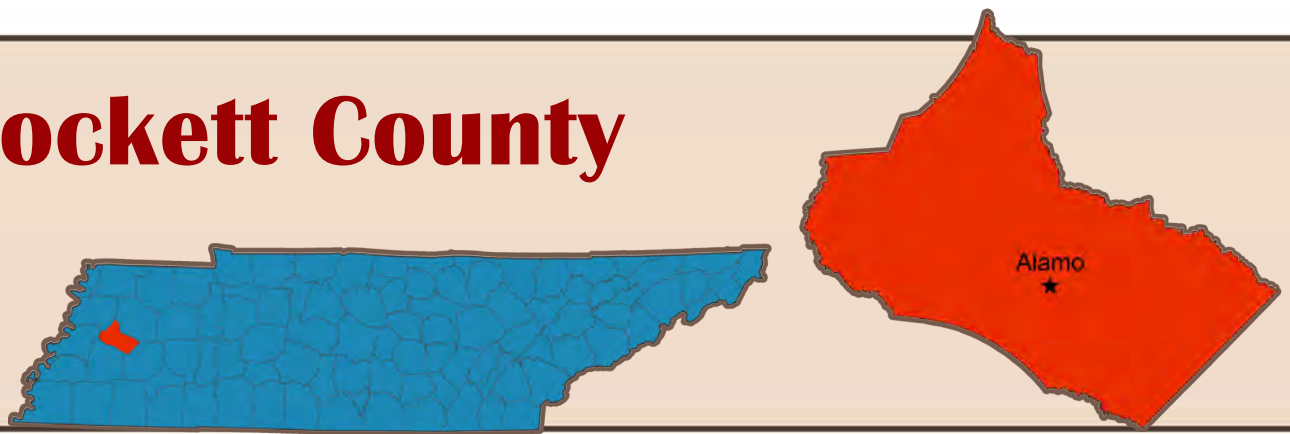
*Attorneys General National Mortgage Servicer Settlement, Keep My Tennessee Home Long-Term Medical Disability Hardship Program

Key:

Italics denote State of Tennessee programs.

All others are federal programs.

Crockett County



Program, Year Started	2013 Units	2013 Dollars	Cumulative Units	Cumulative Dollars
Homeownership Loan Program, 1974	3	\$161,028	183	\$10.1M
<i>Homebuyer Education Program, 2003</i>	2	\$500	5	\$1,200
Keep My Tennessee Home, 2011 Allocated	--	\$129,740	--	\$217,475
Disbursed	5	\$94,624	10	\$120,552
Foreclosure Prevention, 2008	1	\$450	6	\$2,550
HOME, 1992	--	--	104	\$4.3M
<i>Tennessee's Housing Trust Fund, 2007</i>	4	\$23,558	22	\$125,557
<i>Emergency Repair</i>	1	\$11,000	12	\$86,249
<i>Housing Modification and Ramps</i>	--	--	1	\$911
<i>Rural Housing Repair</i>	3	\$12,558	9	\$38,397
Low Income Housing Tax Credits, 1987	--	--	120	\$7.5M
Section 8 Rental Assistance, 1978	40	\$107,777	--	--
Tenant-Based	8	\$24,271	--	--
Project-Based	32	\$83,506	--	--
Neighborhood Stabilization Program, 2008	--	--	--	\$114,240
Weatherization Assistance Program, 1976	28	\$138,279	28	\$138,279

Key:

Italics denote State of Tennessee programs.
All others are federal programs.

Cumberland County



Program, Year Started	2013 Units	2013 Dollars	Cumulative Units	Cumulative Dollars
Homeownership Loan Program, 1974	3	\$355,869	318	\$21.9M
<i>Homebuyer Education Program, 2003</i>	3	\$750	36	\$8,100
Keep My Tennessee Home, 2011 Allocated	--	\$334,075	--	\$427,864
Disbursed	9	\$119,745	14	\$186,939
<i>*Medical Hardship Program, 2012 Allocated</i>	--	\$39,187	--	\$39,187
Disbursed	1	\$37,082	1	\$37,082
Foreclosure Prevention, 2008	16	\$3,900	21	\$5,700
HOME, 1992	--	--	229	\$5M
<i>Tennessee's Housing Trust Fund, 2007</i>	--	--	34	\$247,426
Emergency Repair	--	--	23	\$207,774
Housing Modification and Ramps	--	--	3	\$2,156
Rural Housing Repair	--	--	8	\$37,497
<i>Community Investment Tax Credits, 2005</i>	26	\$860,000	134	\$2.2M
Homeownership	2	\$200,000	--	--
Rental	24	\$660,000	--	--
Low Income Housing Tax Credits, 1987	112	\$13.4M	325	\$23.4M
Section 8 Rental Assistance, 1978	83	\$318,600	--	--
Tenant-Based	6	\$16,008	--	--
Project-Based	77	\$302,592	--	--
Weatherization Assistance Program, 1976	37	\$177,377	37	\$177,377

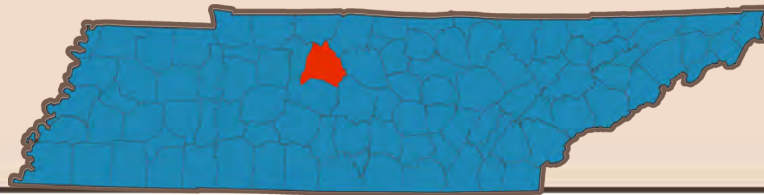
*Attorneys General National Mortgage Servicer Settlement, Keep My Tennessee Home Long-Term Medical Disability Hardship Program

Key:

Italics denote State of Tennessee programs.

All others are federal programs.

Davidson County



Program, Year Started	2013 Units	2013 Dollars	Cumulative Units	Cumulative Dollars
Homeownership Loan Program, 1974	490	\$60.8M	15,986	\$1,144.2M
<i>Homebuyer Education Program, 2003</i>	472	\$117,100	2,702	\$647,750
Keep My Tennessee Home, 2011 Allocated	--	\$15.5M	--	\$22.4M
Disbursed	400	\$8.4M	858	\$13.8M
<i>*Medical Hardship Program, 2012 Allocated</i>	--	\$2M	--	\$2.3M
Disbursed	59	\$1.1M	71	\$1.1M
Foreclosure Prevention, 2008	500	\$219,000	2,852	\$1.2M
HOME, 1992	--	--	162	\$3.5M
<i>Tennessee's Housing Trust Fund, 2007</i>	41	\$36,290	466	\$6M
<i>Competitive Grants</i>	--	--	227	\$5.6M
<i>Emergency Repair</i>	1	\$9,975	48	\$283,625
<i>Housing Modification and Ramps</i>	40	\$26,315	191	\$122,852
<i>Community Investment Tax Credits, 2005</i>	785	\$4.1M	4,394	\$76.7M
<i>Homeownership</i>	690	\$81,500	--	--
<i>Rental</i>	95	\$4M	--	--
Low Income Housing Tax Credits, 1987	522	\$19.7M	8,416	\$371.8M
Multi-Family Bond Authority, 1993	322	\$13.8M	5,977	\$240.2M
Section 8 Rental Assistance, 1978	5,868	\$29.9M	--	--
Tenant-Based	112	\$685,141	--	--
Project-Based	5,756	\$29.2M	--	--
Emergency Solutions Grant Program, 1988	--	\$28,571	--	--
Neighborhood Stabilization Program, 2008	--	--	--	\$3.2M
Weatherization Assistance Program, 1976	50	\$248,993	50	\$248,993

*Attorneys General National Mortgage Servicer Settlement, Keep My Tennessee Home Long-Term Medical Disability Hardship Program

Key:

Italics denote State of Tennessee programs.

All others are federal programs.

Decatur County



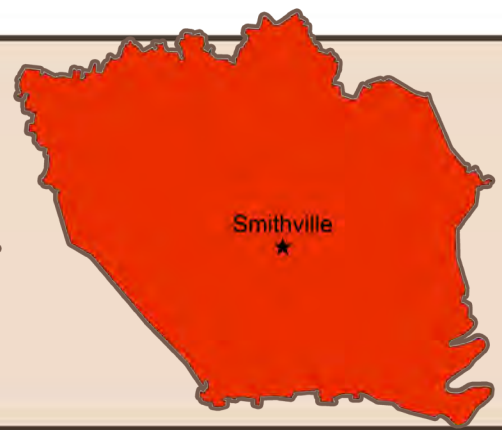
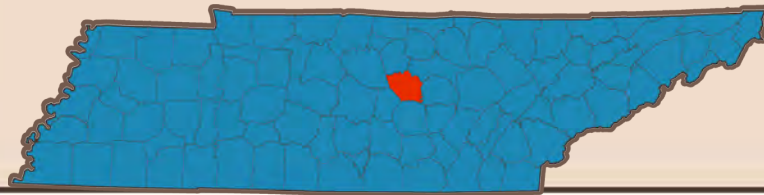
Program, Year Started	2013 Units	2013 Dollars	Cumulative Units	Cumulative Dollars
Homeownership Loan Program, 1974	2	\$149,541	26	\$1.1M
<i>Homebuyer Education Program, 2003</i>	1	\$250	3	\$750
Keep My Tennessee Home, 2011 Allocated	--	\$75,230	--	\$112,757
Disbursed	2	\$31,002	5	\$62,336
Foreclosure Prevention, 2008	4	\$1,800	5	\$2,100
HOME, 1992	--	--	51	\$2.3M
<i>Tennessee's Housing Trust Fund, 2007</i>	--	--	17	\$141,884
Emergency Repair	--	--	14	\$139,034
Housing Modification and Ramps	--	--	2	\$1,542
Rural Housing Repair	--	--	1	\$1,308
<i>Community Investment Tax Credits, 2005</i>	--	--	10	\$234,798
Section 8 Rental Assistance, 1978	65	\$166,109	--	--
Tenant-Based	1	\$8,232	--	--
Project-Based	64	\$157,877	--	--
Emergency Solutions Grant Program, 1988	--	\$50,000	--	--
Neighborhood Stabilization Program, 2008	--	--	--	\$95,010
Weatherization Assistance Program, 1976	8	\$55,732	8	\$55,732

Key:

Italics denote State of Tennessee programs.

All others are federal programs.

DeKalb County



Program, Year Started	2013 Units	2013 Dollars	Cumulative Units	Cumulative Dollars
Homeownership Loan Program, 1974	2	\$174,136	124	\$8.5M
<i>Homebuyer Education Program, 2003</i>	1	\$250	18	\$3,775
Keep My Tennessee Home, 2011 Allocated	--	\$132,136	--	\$232,842
Disbursed	2	\$55,553	10	\$137,343
Foreclosure Prevention, 2008	3	\$1,800	15	\$7,200
HOME, 1992	--	--	71	\$2.2M
<i>Tennessee's Housing Trust Fund, 2007</i>	1	\$3,250	16	\$102,952
<i>Emergency Repair</i>	--	--	8	\$67,521
<i>Housing Modification and Ramps</i>	--	--	1	\$767
<i>Rural Housing Repair</i>	1	\$3,250	7	\$34,664
<i>Community Investment Tax Credits, 2005</i>	--	--	2	\$202,750
Low Income Housing Tax Credits, 1987	--	--	68	\$4M
Section 8 Rental Assistance, 1978	108	\$431,903	--	--
Tenant-Based	22	\$64,705	--	--
Project-Based	86	\$367,198	--	--
Emergency Solutions Grant Program, 1988	--	\$45,000	--	--
Neighborhood Stabilization Program, 2008	--	--	--	\$389,728
Weatherization Assistance Program, 1976	37	\$177,377	37	\$177,377

Key:

Italics denote State of Tennessee programs.
All others are federal programs.

Dickson County



Program, Year Started	2013 Units	2013 Dollars	Cumulative Units	Cumulative Dollars
Homeownership Loan Program, 1974	8	\$916,542	1,160	\$79.5M
<i>Homebuyer Education Program, 2003</i>	5	\$1,250	52	\$11,075
Keep My Tennessee Home, 2011 Allocated	--	\$834,008	--	\$1.2M
Disbursed	22	\$500,805	47	\$771,109
<i>*Medical Hardship Program, 2012 Allocated</i>	--	\$41,694	--	\$41,694
Disbursed	2	\$42,694	2	\$42,694
Foreclosure Prevention, 2008	8	\$3,750	61	\$26,400
HOME, 1992	--	--	96	\$4M
<i>Tennessee's Housing Trust Fund, 2007</i>	4	\$11,877	49	\$171,015
<i>Competitive Grants</i>	--	--	12	\$30,000
<i>Emergency Repair</i>	1	\$9,460	20	\$109,335
<i>Housing Modification and Ramps</i>	3	\$2,417	10	\$7,188
<i>Rural Housing Repair</i>	--	--	7	\$24,492
<i>Community Investment Tax Credits, 2005</i>	--	--	1	\$3,000
Low Income Housing Tax Credits, 1987	64	\$6.7M	552	\$27.7M
Multi-Family Bond Authority, 1993	--	--	188	\$10M
Project-Based Section 8 Rental Assistance, 1978	152	\$686,709	--	--
Emergency Solutions Grant Program, 1988	--	\$75,000	--	--


*Attorneys General National Mortgage Servicer Settlement, Keep My Tennessee Home Long-Term Medical Disability Hardship Program

Key:

Italics denote State of Tennessee programs.

All others are federal programs.

Dyer County



Program, Year Started	2013 Units	2013 Dollars	Cumulative Units	Cumulative Dollars
Homeownership Loan Program, 1974	1	\$150,228	1,081	\$51.9M
<i>Homebuyer Education Program, 2003</i>	--	--	24	\$3,700
Keep My Tennessee Home, 2011 Allocated	--	\$241,992	--	\$382,661
Disbursed	7	\$181,049	18	\$260,357
<i>*Medical Hardship Program, 2012 Allocated</i>	--	\$34,844	--	\$34,844
Disbursed	1	\$5,020	1	\$5,020
Foreclosure Prevention, 2008	2	\$900	10	\$3,300
HOME, 1992	--	--	73	\$3M
<i>Tennessee's Housing Trust Fund, 2007</i>	6	\$8,268	90	\$278,262
<i>Emergency Repair</i>	1	\$4,987	27	\$194,670
<i>Housing Modification and Ramps</i>	5	\$3,281	52	\$34,882
<i>Rural Housing Repair</i>	--	--	11	\$48,710
<i>Community Investment Tax Credits, 2005</i>	--	--	2	\$37,545
Low Income Housing Tax Credits, 1987	--	--	160	\$5.6M
Section 8 Rental Assistance, 1978	472	\$1.8M	--	--
Tenant-Based	122	\$433,925	--	--
Project-Based	350	\$1.4M	--	--
Emergency Solutions Grant Program, 1988	--	\$133,600	--	--
Neighborhood Stabilization Program, 2008	--	--	--	\$421,767
Weatherization Assistance Program, 1976	28	\$138,279	28	\$138,279


*Attorneys General National Mortgage Servicer Settlement, Keep My Tennessee Home Long-Term Medical Disability Hardship Program

Key:

Italics denote State of Tennessee programs.

All others are federal programs.

Fayette County



Program, Year Started	2013 Units	2013 Dollars	Cumulative Units	Cumulative Dollars
Homeownership Loan Program, 1974	3	\$365,261	217	\$23.2M
<i>Homebuyer Education Program, 2003</i>	5	\$1,250	43	\$8,450
Keep My Tennessee Home, 2011 Allocated	--	\$652,278	--	\$810,383
Disbursed	17	\$426,306	26	\$507,851
<i>*Medical Hardship Program, 2012 Allocated</i>	--	\$65,640	--	\$65,640
Disbursed	2	\$27,242	2	\$27,242
Foreclosure Prevention, 2008	7	\$2,550	59	\$23,550
HOME, 1992	--	--	96	\$3.2M
<i>Tennessee's Housing Trust Fund, 2007</i>	9	\$60,880	58	\$309,136
Emergency Repair	4	\$32,028	29	\$143,438
Rural Housing Repair	5	\$28,852	29	\$165,698
Low Income Housing Tax Credits, 1987	--	--	247	\$6.2M
Section 8 Rental Assistance, 1978	304	\$1.4M	--	--
Tenant-Based	62	\$291,005	--	--
Project-Based	242	\$1.1M	--	--
Emergency Solutions Grant Program, 1988	--	\$75,000	--	--
Weatherization Assistance Program, 1976	28	\$138,279	28	\$138,279

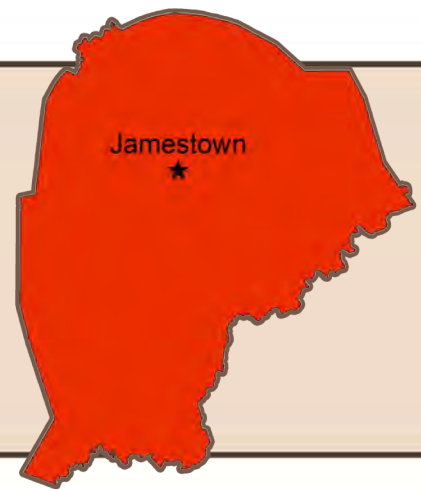

*Attorneys General National Mortgage Servicer Settlement, Keep My Tennessee Home Long-Term Medical Disability Hardship Program

Key:

Italics denote State of Tennessee programs.

All others are federal programs.

Fentress County



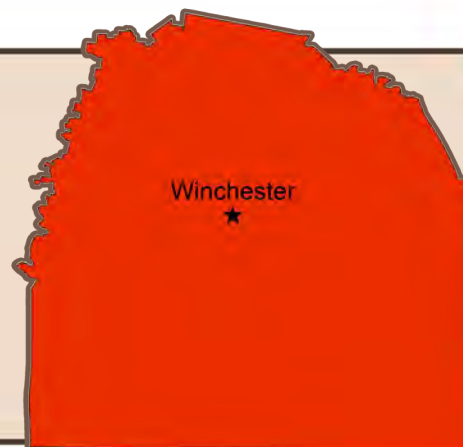

Program, Year Started	2013 Units	2013 Dollars	Cumulative Units	Cumulative Dollars
Homeownership Loan Program, 1974	--	--	81	\$3.5M
<i>Homebuyer Education Program, 2003</i>	--	--	3	\$700
Keep My Tennessee Home, 2011 Allocated	--	\$271,279	--	\$367,100
Disbursed	8	\$174,021	13	\$236,107
Foreclosure Prevention, 2008	1	\$750	3	\$1,500
HOME, 1992	--	--	110	\$3M
<i>Tennessee's Housing Trust Fund, 2007</i>	5	\$33,927	24	\$138,691
<i>Emergency Repair</i>	--	--	12	\$78,534
<i>Housing Modification and Ramps</i>	--	--	1	\$546
<i>Rural Housing Repair</i>	5	\$33,927	11	\$59,612
<i>Community Investment Tax Credits, 2005</i>	--	--	41	\$845,000
Low Income Housing Tax Credits, 1987	--	--	209	\$5.1M
Tenant-Based Section 8 Rental Assistance, 1978	22	\$61,976	--	--
Weatherization Assistance Program, 1976	37	\$177,377	37	\$177,377

Key:

Italics denote State of Tennessee programs.

All others are federal programs.

Franklin County



Program, Year Started	2013 Units	2013 Dollars	Cumulative Units	Cumulative Dollars
Homeownership Loan Program, 1974	1	\$57,931	429	\$19.9M
<i>Homebuyer Education Program, 2003</i>	--	--	13	\$2,075
Keep My Tennessee Home, 2011	--	\$284,025	--	\$309,344
Disbursed	10	\$120,375	14	\$159,287
<i>*Medical Hardship Program, 2012</i>	--	\$89,173	--	\$89,173
Disbursed	3	\$43,177	3	\$43,177
Foreclosure Prevention, 2008	14	\$4,950	30	\$11,850
HOME, 1992	--	--	46	\$1.4M
<i>Tennessee's Housing Trust Fund, 2007</i>	7	\$29,336	23	\$92,214
Emergency Repair	6	\$26,986	13	\$57,333
Rural Housing Repair	1	\$2,350	10	\$34,881
Low Income Housing Tax Credits, 1987	--	--	100	\$8.3M
Section 8 Rental Assistance, 1978	205	\$837,069	--	--
Tenant-Based	11	\$34,874	--	--
Project-Based	194	\$802,195	--	--
Emergency Solutions Grant Program, 1988	--	\$84,000	--	--
Neighborhood Stabilization Program, 2008	--	--	--	\$122,004
Weatherization Assistance Program, 1976	32	\$161,604	32	\$161,604


*Attorneys General National Mortgage Servicer Settlement, Keep My Tennessee Home Long-Term Medical Disability Hardship Program

Key:

Italics denote State of Tennessee programs.

All others are federal programs.

Gibson County



Program, Year Started	2013 Units	2013 Dollars	Cumulative Units	Cumulative Dollars
Homeownership Loan Program, 1974	5	\$494,492	1,074	\$48.7M
<i>Homebuyer Education Program, 2003</i>	3	\$750	23	\$5,850
Keep My Tennessee Home, 2011 Allocated	--	\$446,342	--	\$657,432
Disbursed	16	\$222,917	33	\$384,064
<i>*Medical Hardship Program, 2012 Allocated</i>	--	\$33,522	--	\$33,522
Disbursed	1	\$9,637	1	\$9,637
Foreclosure Prevention, 2008	6	\$2,400	20	\$7,650
HOME, 1992	--	--	120	\$3.9M
<i>Tennessee's Housing Trust Fund, 2007</i>	17	\$117,347	118	\$797,503
<i>Competitive Grants</i>	--	--	34	\$325,000
<i>Emergency Repair</i>	11	\$87,880	45	\$324,843
<i>Housing Modification and Ramps</i>	--	--	6	\$2,710
<i>Rural Housing Repair</i>	6	\$29,467	33	\$144,950
<i>Community Investment Tax Credits, 2005</i>	--	--	40	\$452,343
Low Income Housing Tax Credits, 1987	48	\$7M	160	\$10.1M
Section 8 Rental Assistance, 1978	310	\$1.2M	--	--
Tenant-Based	79	\$280,413	--	--
Project-Based	231	\$933,710	--	--
Emergency Solutions Grant Program, 1988	--	\$49,286	--	--
Neighborhood Stabilization Program, 2008	--	--	--	\$859,510
Weatherization Assistance Program, 1976	8	\$55,732	8	\$55,732

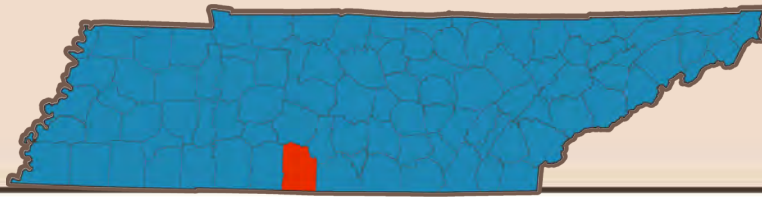
*Attorneys General National Mortgage Servicer Settlement, Keep My Tennessee Home Long-Term Medical Disability Hardship Program

Key:

Italics denote State of Tennessee programs.

All others are federal programs.

Giles County



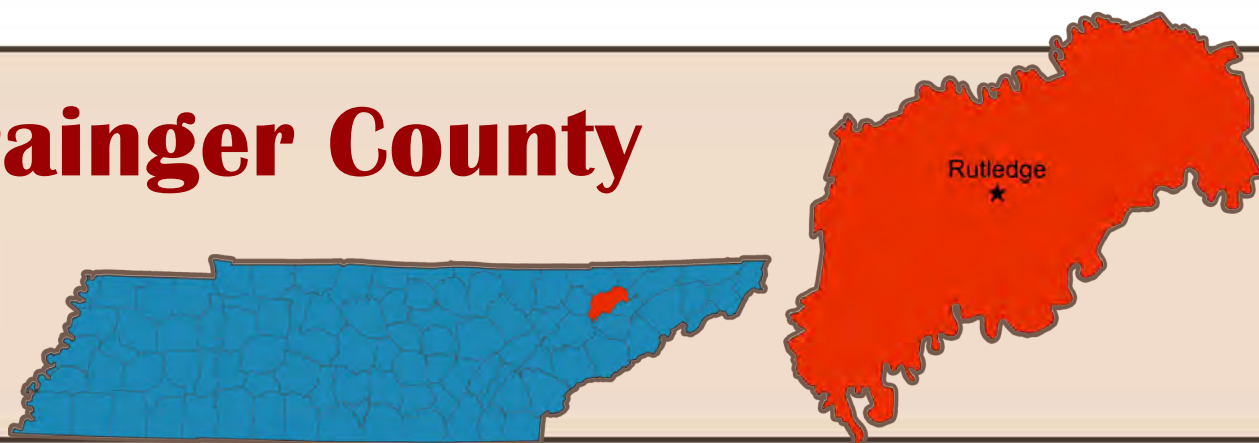
Program, Year Started	2013 Units	2013 Dollars	Cumulative Units	Cumulative Dollars
Homeownership Loan Program, 1974	1	\$116,745	388	\$17.9M
<i>Homebuyer Education Program, 2003</i>	--	--	12	\$1,650
Keep My Tennessee Home, 2011 Allocated	--	\$166,122	--	\$229,507
Disbursed	5	\$101,426	11	\$153,884
Foreclosure Prevention, 2008	10	\$3,750	47	\$19,650
HOME, 1992	--	--	96	\$2.4M
<i>Tennessee's Housing Trust Fund, 2007</i>	2	\$12,090	27	\$110,381
Emergency Repair	1	\$11,100	15	\$81,971
Housing Modification and Ramps	1	\$990	3	\$2,002
Rural Housing Repair	--	--	9	\$26,408
<i>Community Investment Tax Credits, 2005</i>	--	--	20	\$1M
Low Income Housing Tax Credits, 1987	--	--	164	\$6.4M
Section 8 Rental Assistance, 1978	303	\$1.3M	--	--
Tenant-Based	87	\$287,568	--	--
Project-Based	216	\$1M	--	--
Emergency Solutions Grant Program, 1988	--	\$75,000	--	--
Neighborhood Stabilization Program, 2008	--	--	--	\$230,327
Weatherization Assistance Program, 1976	32	\$161,604	32	\$161,604

Key:

Italics denote State of Tennessee programs.

All others are federal programs.

Grainger County



Program, Year Started	2013 Units	2013 Dollars	Cumulative Units	Cumulative Dollars
Homeownership Loan Program, 1974	4	\$409,322	152	\$8M
<i>Homebuyer Education Program, 2003</i>	3	\$750	11	\$2,975
Keep My Tennessee Home, 2011 Allocated	--	\$346,105	--	\$449,600
Disbursed	11	\$172,019	16	\$214,757
<i>*Medical Hardship Program, 2012 Allocated</i>	--	\$75,054	--	\$75,054
Disbursed	3	\$33,468	4	\$33,468
Foreclosure Prevention, 2008	32	\$12,450	72	\$29,400
HOME, 1992	--	--	101	\$3.4M
<i>Tennessee's Housing Trust Fund, 2007</i>	5	\$28,010	37	\$386,555
<i>Competitive Grants</i>	--	--	4	\$236,350
<i>Emergency Repair</i>	4	\$21,563	17	\$67,850
<i>Rural Housing Repair</i>	1	\$6,447	16	\$82,355
<i>Community Investment Tax Credits, 2005</i>	--	--	1	\$382
Low Income Housing Tax Credits, 1987	--	--	100	\$7.7M
Section 8 Rental Assistance, 1978	119	\$360,988	--	--
Tenant-Based	3	\$6,754	--	--
Project-Based	116	\$354,234	--	--
Emergency Solutions Grant Program, 1988	--	\$14,286	--	--
Weatherization Assistance Program, 1976	16	\$93,165	16	\$93,165

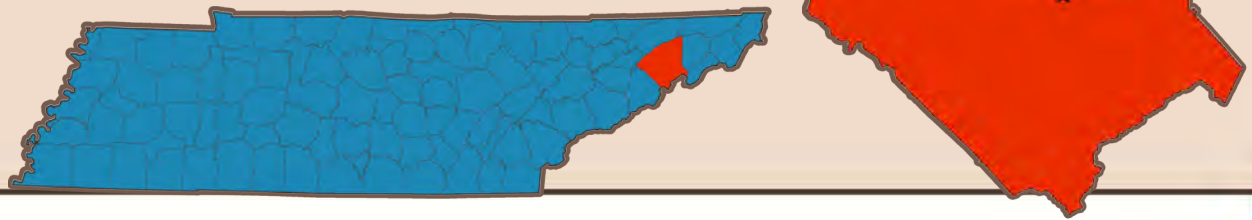
*Attorneys General National Mortgage Servicer Settlement, Keep My Tennessee Home Long-Term Medical Disability Hardship Program

Key:

Italics denote State of Tennessee programs.

All others are federal programs.

Greene County



Program, Year Started	2013 Units	2013 Dollars	Cumulative Units	Cumulative Dollars
Homeownership Loan Program, 1974	6	\$401,704	333	\$15.7M
<i>Homebuyer Education Program, 2003</i>	6	\$1,500	30	\$6,775
Keep My Tennessee Home, 2011 Allocated	--	\$244,141	--	\$481,894
Disbursed	8	\$170,920	27	\$351,161
<i>*Medical Hardship Program, 2012 Allocated</i>	--	\$39,774	--	\$39,774
Disbursed	2	\$21,668	2	\$21,668
Foreclosure Prevention, 2008	15	\$5,250	69	\$19,500
HOME, 1992	--	--	132	\$3.9M
<i>Tennessee's Housing Trust Fund, 2007</i>	5	\$26,468	55	\$528,281
Competitive Grants	--	--	5	\$290,625
Emergency Repair	2	\$6,898	19	\$112,345
Rural Housing Repair	3	\$19,570	31	\$125,311
<i>Community Investment Tax Credits, 2005</i>	--	--	10	\$1.7M
Low Income Housing Tax Credits, 1987	--	--	346	\$20.8M
Project-Based Section 8 Rental Assistance, 1978	353	\$1.5M	--	--
Emergency Solutions Grant Program, 1988	--	\$113,012	--	--
Neighborhood Stabilization Program, 2008	1	\$118,120	--	\$1.1M

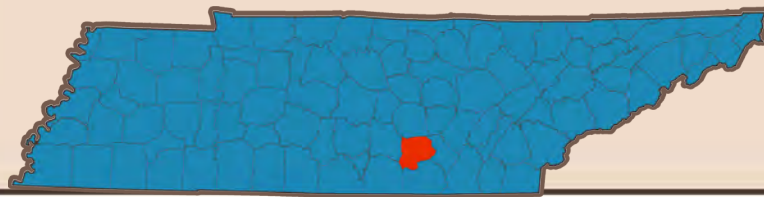
*Attorneys General National Mortgage Servicer Settlement, Keep My Tennessee Home Long-Term Medical Disability Hardship Program

Key:

Italics denote State of Tennessee programs.

All others are federal programs.

Grundy County

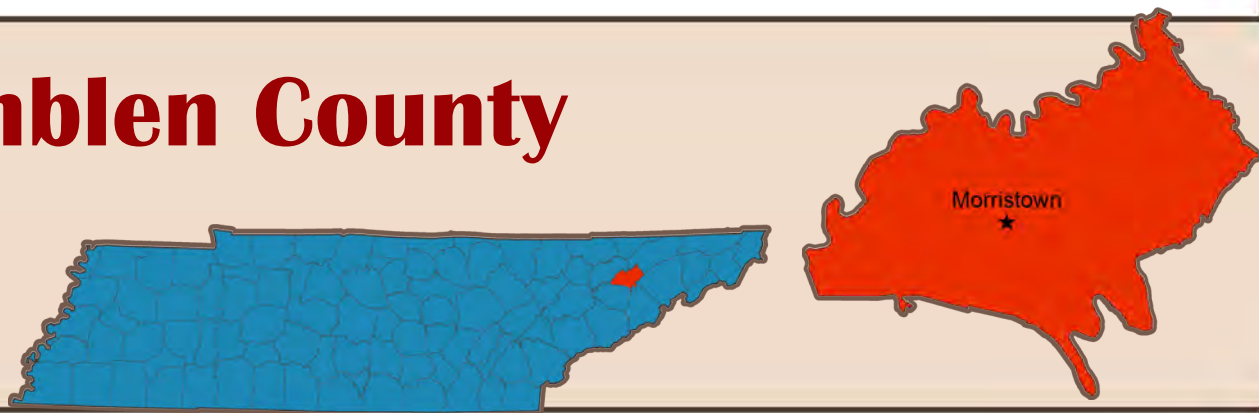


Program, Year Started	2013 Units	2013 Dollars	Cumulative Units	Cumulative Dollars
Homeownership Loan Program, 1974	--	--	45	\$1.8M
<i>Homebuyer Education Program, 2003</i>	--	--	1	\$250
Keep My Tennessee Home, 2011 Allocated	--	--	--	\$82,363
Disbursed	--	\$18,752	6	\$61,417
Foreclosure Prevention, 2008	7	\$2,850	33	\$13,800
HOME, 1992	--	--	183	\$4.1M
<i>Tennessee's Housing Trust Fund, 2007</i>	6	\$25,453	66	\$325,707
<i>Emergency Repair</i>	2	\$401	20	\$147,509
<i>Housing Modification and Ramps</i>	--	--	7	\$5,598
<i>Rural Housing Repair</i>	4	\$25,052	39	\$172,600
Low Income Housing Tax Credits, 1987	--	--	120	\$5.2M
Project-Based Section 8 Rental Assistance, 1978	34	\$111,689	--	--
Emergency Solutions Grant Program, 1988	--	\$124,000	--	--
Neighborhood Stabilization Program, 2008	--	--	--	\$139,991
Weatherization Assistance Program, 1976	39	\$190,884	39	\$190,884

Key:

Italics denote State of Tennessee programs.
All others are federal programs.

Hamblen County



Program, Year Started	2013 Units	2013 Dollars	Cumulative Units	Cumulative Dollars
Homeownership Loan Program, 1974	20	\$1.8M	1,636	\$82M
<i>Homebuyer Education Program, 2003</i>	14	\$3,500	81	\$17,400
Keep My Tennessee Home, 2011 Allocated	--	\$666,062	--	\$1M
Disbursed	22	\$409,278	48	\$674,010
<i>*Medical Hardship Program, 2012 Allocated</i>	--	\$46,767	--	\$46,767
Disbursed	2	\$15,090	2	\$15,090
Foreclosure Prevention, 2008	43	\$16,350	217	\$80,700
HOME, 1992	--	--	107	\$2.6M
<i>Tennessee's Housing Trust Fund, 2007</i>	3	\$24,440	31	\$150,279
Emergency Repair	3	\$24,440	22	\$118,285
Housing Modification and Ramps	--	--	2	\$1,560
Rural Housing Repair	--	--	7	\$30,434
<i>Community Investment Tax Credits, 2005</i>	--	--	21	\$404,966
Low Income Housing Tax Credits, 1987	77	\$900,240	542	\$19.4M
Multi-Family Bond Authority, 1993	77	\$2.7M	302	\$7.2M
Section 8 Rental Assistance, 1978	264	\$916,694	--	--
Tenant-Based	21	\$78,025	--	--
Project-Based	243	\$838,669	--	--
Emergency Solutions Grant Program, 1988	--	\$86,398	--	--
Neighborhood Stabilization Program, 2008	1	\$27,838	--	\$1.2M
Weatherization Assistance Program, 1976	16	\$93,165	16	\$93,165

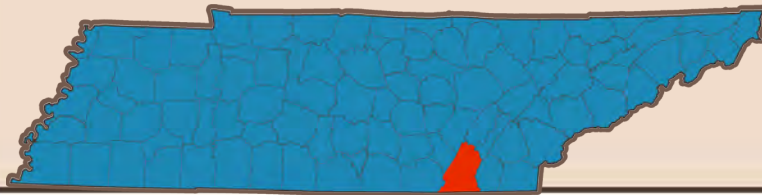
*Attorneys General National Mortgage Servicer Settlement, Keep My Tennessee Home Long-Term Medical Disability Hardship Program

Key:

Italics denote State of Tennessee programs.

All others are federal programs.

Hamilton County



Program, Year Started	2013 Units	2013 Dollars	Cumulative Units	Cumulative Dollars
Homeownership Loan Program, 1974	134	\$14.2M	5,366	\$308.2M
<i>Homebuyer Education Program, 2003</i>	106	\$26,600	500	\$117,700
Keep My Tennessee Home, 2011 Allocated	--	\$6.4M	--	\$9.1M
Disbursed	189	\$3.5M	383	\$5.4M
<i>*Medical Hardship Program, 2012 Allocated</i>	--	\$745,610	--	\$1M
Disbursed	22	\$415,661	34	\$480,161
Foreclosure Prevention, 2008	399	\$163,500	1,258	\$521,100
HOME, 1992	--	--	277	\$5.2M
<i>Tennessee's Housing Trust Fund, 2007</i>	14	\$32,356	215	\$830,424
<i>Competitive Grants</i>	--	--	16	\$399,000
<i>Emergency Repair</i>	5	\$18,697	54	\$297,567
<i>Housing Modification and Ramps</i>	8	\$7,215	131	\$97,542
<i>Rural Housing Repair</i>	1	\$6,444	14	\$36,314
<i>Community Investment Tax Credits, 2005</i>	374	\$14.3M	394	\$14.4M
<i>Rental</i>	374	\$14.3M	--	--
Low Income Housing Tax Credits, 1987	--	--	1,878	\$113.3M
Multi-Family Bond Authority, 1993	--	--	721	\$28.1M
Project-Based Section 8 Rental Assistance, 1978	1,552	\$6.6M	--	--
Emergency Solutions Grant Program, 1988	--	\$205,742	--	--
Neighborhood Stabilization Program, 2008	7	\$79,119	--	\$1.7M
Weatherization Assistance Program, 1976	39	\$190,884	39	\$190,884

*Attorneys General National Mortgage Servicer Settlement, Keep My Tennessee Home Long-Term Medical Disability Hardship Program

Key:

Italics denote State of Tennessee programs.

All others are federal programs.

Hancock County



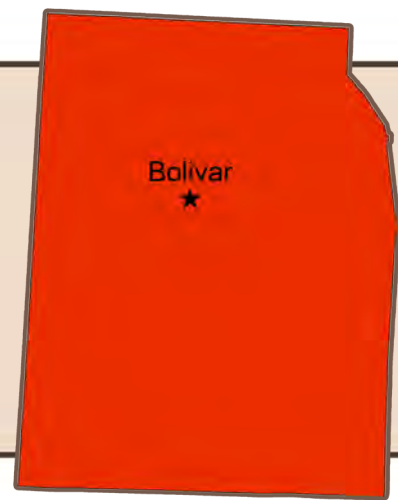

Program, Year Started	2013 Units	2013 Dollars	Cumulative Units	Cumulative Dollars
Homeownership Loan Program, 1974	--	--	20	\$1M
<i>Homebuyer Education Program, 2003</i>	--	--	1	\$225
Keep My Tennessee Home, 2011 Allocated	--	\$27,611	--	\$27,611
Disbursed	2	\$3,236	2	\$3,236
Foreclosure Prevention, 2008	4	\$1,350	6	\$1,950
HOME, 1992	--	--	119	\$3.6M
<i>Tennessee's Housing Trust Fund, 2007</i>	1	\$3,947	34	\$172,366
<i>Emergency Repair</i>	1	\$3,947	15	\$90,084
<i>Rural Housing Repair</i>	--	--	19	\$82,282
<i>Community Investment Tax Credits, 2005</i>	--	--	16	\$7,896
Low Income Housing Tax Credits, 1987	--	--	89	\$1.4M
Project-Based Section 8 Rental Assistance, 1978	60	\$260,909	--	--
Emergency Solutions Grant Program, 1988	--	\$171,175	--	--

Key:

Italics denote State of Tennessee programs.

All others are federal programs.

Hardeman County




Program, Year Started	2013 Units	2013 Dollars	Cumulative Units	Cumulative Dollars
Homeownership Loan Program, 1974	1	\$73,265	294	\$10.6M
<i>Homebuyer Education Program, 2003</i>	--	--	1	\$225
Keep My Tennessee Home, 2011 Allocated	--	\$49,469	--	\$115,731
Disbursed	2	\$32,174	6	\$79,624
Foreclosure Prevention, 2008	6	\$2,400	14	\$5,550
HOME, 1992	--	--	48	\$2.4M
<i>Tennessee's Housing Trust Fund, 2007</i>	2	\$11,050	30	\$121,343
<i>Emergency Repair</i>	--	--	15	\$73,306
<i>Housing Modification and Ramps</i>	--	--	3	\$1,244
<i>Rural Housing Repair</i>	2	\$11,050	12	\$46,793
Low Income Housing Tax Credits, 1987	--	--	120	\$5.3M
Section 8 Rental Assistance, 1978	113	\$486,397	--	--
Tenant-Based	59	\$245,334	--	--
Project-Based	54	\$241,063	--	--
Neighborhood Stabilization Program, 2008	--	--	--	\$131,335
Weatherization Assistance Program, 1976	8	\$55,732	8	\$55,732

Key:

Italics denote State of Tennessee programs.
All others are federal programs.

Hardin County



Program, Year Started	2013 Units	2013 Dollars	Cumulative Units	Cumulative Dollars
Homeownership Loan Program, 1974	1	\$50,076	356	\$12.8M
<i>Homebuyer Education Program, 2003</i>	--	--	7	\$1,575
Keep My Tennessee Home, 2011 Allocated	--	\$95,159	--	\$123,908
Disbursed	3	\$29,659	6	\$51,876
<i>*Medical Hardship Program, 2012 Allocated</i>	--	\$74,915	--	\$74,915
Disbursed	2	\$50,695	2	\$50,695
Foreclosure Prevention, 2008	--	--	2	\$900
HOME, 1992	--	--	63	\$2.6M
<i>Tennessee's Housing Trust Fund, 2007</i>	2	\$6,975	11	\$46,026
Emergency Repair	--	--	3	\$24,096
Housing Modification and Ramps	1	\$568	2	\$973
Rural Housing Repair	1	\$6,407	6	\$20,958
<i>Community Investment Tax Credits, 2005</i>	--	--	4	\$152,980
Low Income Housing Tax Credits, 1987	--	--	205	\$12.4M
Section 8 Rental Assistance, 1978	101	\$417,612	--	--
Tenant-Based	29	\$100,612	--	--
Project-Based	72	\$317,000	--	--
Emergency Solutions Grant Program, 1988	--	\$50,000	--	--
Neighborhood Stabilization Program, 2008	--	--	--	\$118,620
Weatherization Assistance Program, 1976	8	\$55,732	8	\$55,732

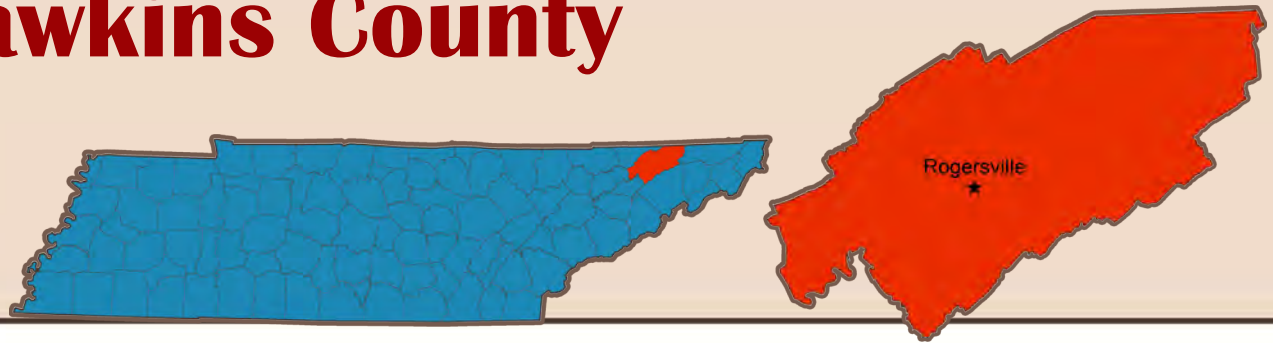
*Attorneys General National Mortgage Servicer Settlement, Keep My Tennessee Home Long-Term Medical Disability Hardship Program

Key:

Italics denote State of Tennessee programs.

All others are federal programs.

Hawkins County




Program, Year Started	2013 Units	2013 Dollars	Cumulative Units	Cumulative Dollars
Homeownership Loan Program, 1974	1	\$38,293	953	\$43M
<i>Homebuyer Education Program, 2003</i>	2	\$500	29	\$5,725
Keep My Tennessee Home, 2011 Allocated	--	\$507,945	--	\$593,840
Disbursed	19	\$219,085	26	\$286,030
<i>*Medical Hardship Program, 2012 Allocated</i>	--	\$32,998	--	\$59,022
Disbursed	2	\$25,943	3	\$28,042
Foreclosure Prevention, 2008	15	\$6,450	72	\$26,100
HOME, 1992	--	--	150	\$5.2M
<i>Tennessee's Housing Trust Fund, 2007</i>	20	\$71,278	92	\$442,966
Competitive Grants	--	--	2	\$100,000
Emergency Repair	8	\$52,244	41	\$210,696
Housing Modification and Ramps	9	\$7,957	23	\$17,928
Rural Housing Repair	3	\$11,077	26	\$114,342
<i>Community Investment Tax Credits, 2005</i>	--	--	2	\$182,812
Low Income Housing Tax Credits, 1987	--	--	62	\$962,050
Project-Based Section 8 Rental Assistance, 1978	271	\$544,884	--	--
Emergency Solutions Grant Program, 1988	--	\$171,175	--	--

*Attorneys General National Mortgage Servicer Settlement, Keep My Tennessee Home Long-Term Medical Disability Hardship Program

Key:

Italics denote State of Tennessee programs.
All others are federal programs.

Haywood County



Program, Year Started	2013 Units	2013 Dollars	Cumulative Units	Cumulative Dollars
Homeownership Loan Program, 1974	1	\$109,479	232	\$9.7M
<i>Homebuyer Education Program, 2003</i>	1	\$250	11	\$2,600
Keep My Tennessee Home, 2011 Allocated	--	\$93,008	--	\$251,142
Disbursed	2	\$99,553	11	\$193,501
<i>*Medical Hardship Program, 2012 Allocated</i>	--	\$9,710	--	\$9,710
Disbursed	1	\$10,710	1	\$10,710
Foreclosure Prevention, 2008	11	\$4,500	27	\$10,500
HOME, 1992	--	--	131	\$4.6M
<i>Tennessee's Housing Trust Fund, 2007</i>	6	\$34,219	41	\$211,562
Emergency Repair	--	--	14	\$110,100
Housing Modification and Ramps	--	--	1	\$545
Rural Housing Repair	6	\$34,219	26	\$100,917
Low Income Housing Tax Credits, 1987	--	--	441	\$28.8M
Section 8 Rental Assistance, 1978	180	\$759,855	--	--
Tenant-Based	125	\$568,020	--	--
Project-Based	55	\$191,835	--	--
Neighborhood Stabilization Program, 2008	--	--	--	\$229,383
Weatherization Assistance Program, 1976	8	\$55,732	8	\$55,732

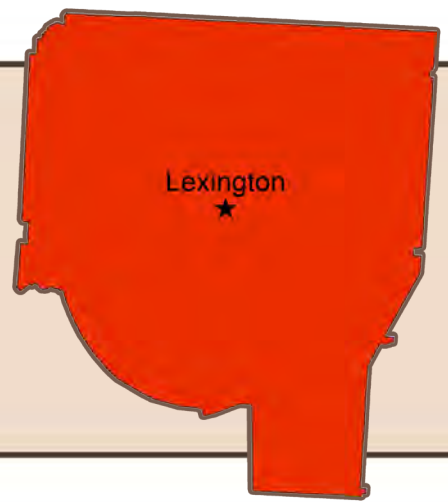

*Attorneys General National Mortgage Servicer Settlement, Keep My Tennessee Home Long-Term Medical Disability Hardship Program

Key:

Italics denote State of Tennessee programs.

All others are federal programs.

Henderson County



Program, Year Started	2013 Units	2013 Dollars	Cumulative Units	Cumulative Dollars
Homeownership Loan Program, 1974	4	\$290,311	214	\$10M
<i>Homebuyer Education Program, 2003</i>	4	\$1,000	11	\$2,425
Keep My Tennessee Home, 2011 Allocated	--	\$93,965	--	\$125,780
Disbursed	4	\$47,731	7	\$75,221
<i>*Medical Hardship Program, 2012 Allocated</i>	--	\$104,692	--	\$104,692
Disbursed	3	\$51,609	3	\$51,609
Foreclosure Prevention, 2008	1	\$450	9	\$4,050
HOME, 1992	--	--	85	\$2.2M
<i>Tennessee's Housing Trust Fund, 2007</i>	3	\$9,120	27	\$125,349
<i>Emergency Repair</i>	--	--	9	\$85,651
<i>Housing Modification and Ramps</i>	1	\$990	8	\$4,734
<i>Rural Housing Repair</i>	2	\$8,130	10	\$34,964
<i>Community Investment Tax Credits, 2005</i>	--	--	2	\$37,590
Low Income Housing Tax Credits, 1987	--	--	109	\$7.1M
Section 8 Rental Assistance, 1978	161	\$746,619	--	--
Tenant-Based	26	\$90,887	--	--
Project-Based	135	\$655,732	--	--
Emergency Solutions Grant Program, 1988	--	\$50,000	--	--
Neighborhood Stabilization Program, 2008	--	--	--	\$198,059
Weatherization Assistance Program, 1976	8	\$55,732	8	\$55,732

*Attorneys General National Mortgage Servicer Settlement, Keep My Tennessee Home Long-Term Medical Disability Hardship Program

Key:

Italics denote State of Tennessee programs.

All others are federal programs.

Henry County



Program, Year Started	2013 Units	2013 Dollars	Cumulative Units	Cumulative Dollars
Homeownership Loan Program, 1974	--	--	384	\$13.2M
<i>Homebuyer Education Program, 2003</i>	--	--	1	\$250
Keep My Tennessee Home, 2011 Allocated	--	\$152,001	--	\$271,515
Disbursed	5	\$98,494	11	\$142,889
<i>*Medical Hardship Program, 2012 Allocated</i>	--	\$27,196	--	\$27,196
Disbursed	1	\$19,056	1	\$19,056
Foreclosure Prevention, 2008	1	\$900	4	\$1,800
HOME, 1992	--	--	97	\$3M
<i>Tennessee's Housing Trust Fund, 2007</i>	3	\$8,228	83	\$798,741
Competitive Grants	--	--	34	\$519,625
Emergency Repair	--	--	28	\$204,824
Housing Modification and Ramps	1	\$597	6	\$4,722
Rural Housing Repair	2	\$7,631	15	\$69,570
<i>Community Investment Tax Credits, 2005</i>	--	--	23	\$525,508
Low Income Housing Tax Credits, 1987	98	\$9.5M	258	\$19.9M
Multi-Family Bond Authority, 1993	--	--	40	\$660,000
Section 8 Rental Assistance, 1978	321	\$1.2M	--	--
Tenant-Based	17	\$53,222	--	--
Project-Based	304	\$1.2M	--	--
Emergency Solutions Grant Program, 1988	--	\$89,286	--	--
Neighborhood Stabilization Program, 2008	--	--	--	\$290,543
Weatherization Assistance Program, 1976	8	\$55,732	8	\$55,732

*Attorneys General National Mortgage Servicer Settlement, Keep My Tennessee Home Long-Term Medical Disability Hardship Program

Key:

Italics denote State of Tennessee programs.

All others are federal programs.

Hickman County



Program, Year Started	2013 Units	2013 Dollars	Cumulative Units	Cumulative Dollars
Homeownership Loan Program, 1974	3	\$269,931	300	\$17M
<i>Homebuyer Education Program, 2003</i>	2	\$500	23	\$4,400
Keep My Tennessee Home, 2011 Allocated	--	\$11,008	--	\$110,714
Disbursed	1	\$65,648	7	\$135,094
Foreclosure Prevention, 2008	14	\$4,500	53	\$21,600
HOME, 1992	--	--	79	\$2.4M
<i>Tennessee's Housing Trust Fund, 2007</i>	2	\$8,223	26	\$98,347
Emergency Repair	2	\$8,223	20	\$67,589
Housing Modification and Ramps	--	--	3	\$10,846
Rural Housing Repair	--	--	3	\$19,912
<i>Community Investment Tax Credits, 2005</i>	--	--	32	\$409,400
Low Income Housing Tax Credits, 1987	--	--	81	\$2.7M
Section 8 Rental Assistance, 1978	113	\$572,548	--	--
Tenant-Based	27	\$88,922	--	--
Project-Based	86	\$483,626	--	--
Emergency Solutions Grant Program, 1988	--	\$75,000	--	--
Neighborhood Stabilization Program, 2008	--	--	--	\$100,809
Weatherization Assistance Program, 1976	32	\$161,604	32	\$161,604

Key:

Italics denote State of Tennessee programs.
All others are federal programs.

Houston County



Program, Year Started	2013 Units	2013 Dollars	Cumulative Units	Cumulative Dollars
Homeownership Loan Program, 1974	--	--	51	\$2.8M
<i>Homebuyer Education Program, 2003</i>	--	--	2	\$475
Keep My Tennessee Home, 2011 Allocated	--	--	--	\$82,013
Disbursed	--	\$39,013	4	\$85,207
<i>*Medical Hardship Program, 2012 Allocated</i>	--	\$75,353	--	\$75,353
Disbursed	2	\$29,530	2	\$29,530
Foreclosure Prevention, 2008	1	\$750	6	\$2,700
HOME, 1992	--	--	47	\$1.9M
<i>Tennessee's Housing Trust Fund, 2007</i>	2	\$1,286	9	\$25,940
Emergency Repair	--	--	3	\$21,918
Housing Modification and Ramps	2	\$1,286	5	\$3,247
Rural Housing Repair	--	--	1	\$775
<i>Community Investment Tax Credits, 2005</i>	--	--	3	\$79,550
Low Income Housing Tax Credits, 1987	--	--	42	\$579,450
Tenant-Based Section 8 Rental Assistance, 1978	6	\$16,845	--	--
Emergency Solutions Grant Program, 1988	--	\$193,440	--	--
Neighborhood Stabilization Program, 2008	--	--	--	\$118,306

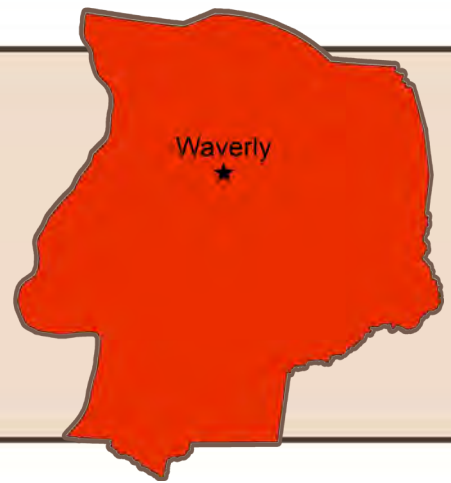

*Attorneys General National Mortgage Servicer Settlement, Keep My Tennessee Home Long-Term Medical Disability Hardship Program

Key:

Italics denote State of Tennessee programs.

All others are federal programs.

Humphreys County



Program, Year Started	2013 Units	2013 Dollars	Cumulative Units	Cumulative Dollars
Homeownership Loan Program, 1974	1	\$65,982	139	\$7.1M
<i>Homebuyer Education Program, 2003</i>	--	--	6	\$1,125
Keep My Tennessee Home, 2011 Allocated	--	\$69,525	--	\$124,433
Disbursed	2	\$39,445	5	\$64,148
<i>*Medical Hardship Program, 2012 Allocated</i>	--	\$33,401	--	\$33,401
Disbursed	1	\$19,943	1	\$19,943
Foreclosure Prevention, 2008	6	\$1,650	17	\$6,300
HOME, 1992	--	--	38	\$1.6M
<i>Tennessee's Housing Trust Fund, 2007</i>	--	--	14	\$61,134
<i>Emergency Repair</i>	--	--	9	\$47,453
<i>Housing Modification and Ramps</i>	--	--	2	\$1,282
<i>Rural Housing Repair</i>	--	--	3	\$12,400
Low Income Housing Tax Credits, 1987	--	--	48	\$6M
Section 8 Rental Assistance, 1978	144	\$491,834	--	--
Tenant-Based	19	\$64,061	--	--
Project-Based	125	\$427,773	--	--
Emergency Solutions Grant Program, 1988	--	\$75,000	--	--
Neighborhood Stabilization Program, 2008	--	--	--	\$127,732

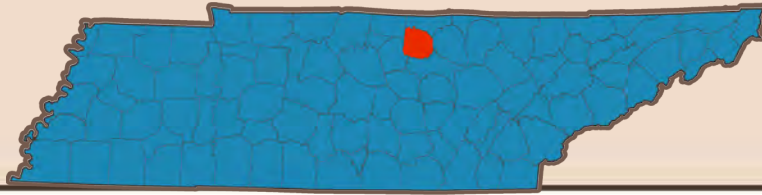
*Attorneys General National Mortgage Servicer Settlement, Keep My Tennessee Home Long-Term Medical Disability Hardship Program

Key:

Italics denote State of Tennessee programs.

All others are federal programs.

Jackson County



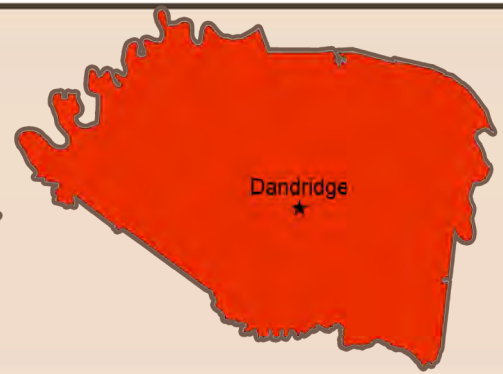

Program, Year Started	2013 Units	2013 Dollars	Cumulative Units	Cumulative Dollars
Homeownership Loan Program, 1974	--	--	46	\$2.3M
<i>Homebuyer Education Program, 2003</i>	--	--	8	\$1,475
Keep My Tennessee Home, 2011 Allocated	--	\$7,825	--	\$29,195
Disbursed	1	\$15,618	3	\$30,195
Foreclosure Prevention, 2008	--	--	3	\$1,350
HOME, 1992	--	--	60	\$2M
<i>Tennessee's Housing Trust Fund, 2007</i>	5	\$17,518	28	\$161,464
<i>Emergency Repair</i>	1	\$2,640	16	\$115,660
<i>Housing Modification and Ramps</i>	1	\$231	3	\$903
<i>Rural Housing Repair</i>	3	\$14,647	9	\$44,901
Low Income Housing Tax Credits, 1987	--	--	56	\$877,890
Tenant-Based Section 8 Rental Assistance, 1978	14	\$39,929	--	--
Emergency Solutions Grant Program, 1988	--	\$45,000	--	--
Weatherization Assistance Program, 1976	37	\$177,377	37	\$177,377

Key:

Italics denote State of Tennessee programs.

All others are federal programs.

Jefferson County



Program, Year Started	2013 Units	2013 Dollars	Cumulative Units	Cumulative Dollars
Homeownership Loan Program, 1974	5	\$537,568	608	\$35.2M
<i>Homebuyer Education Program, 2003</i>	3	\$750	47	\$10,550
Keep My Tennessee Home, 2011 Allocated	--	\$701,996	--	\$1.1M
Disbursed	25	\$462,905	50	\$703,879
<i>*Medical Hardship Program, 2012 Allocated</i>	--	\$13,561	--	\$13,561
Disbursed	2	\$15,561	2	\$15,561
Foreclosure Prevention, 2008	21	\$8,550	100	\$39,900
HOME, 1992	--	--	78	\$2.4M
<i>Tennessee's Housing Trust Fund, 2007</i>	6	\$41,276	41	\$179,071
<i>Emergency Repair</i>	5	\$39,452	37	\$166,592
<i>Housing Modification and Ramps</i>	--	--	1	\$413
<i>Rural Housing Repair</i>	1	\$1,824	3	\$12,066
<i>Community Investment Tax Credits, 2005</i>	--	--	20	\$7,640
Low Income Housing Tax Credits, 1987	--	--	92	\$3.9M
Section 8 Rental Assistance, 1978	59	\$222,802	--	--
Tenant-Based	6	\$21,822	--	--
Project-Based	53	\$200,980	--	--
Emergency Solutions Grant Program, 1988	--	\$14,286	--	--
Weatherization Assistance Program, 1976	16	\$93,165	16	\$93,165


*Attorneys General National Mortgage Servicer Settlement, Keep My Tennessee Home Long-Term Medical Disability Hardship Program

Key:

Italics denote State of Tennessee programs.

All others are federal programs.

Johnson County



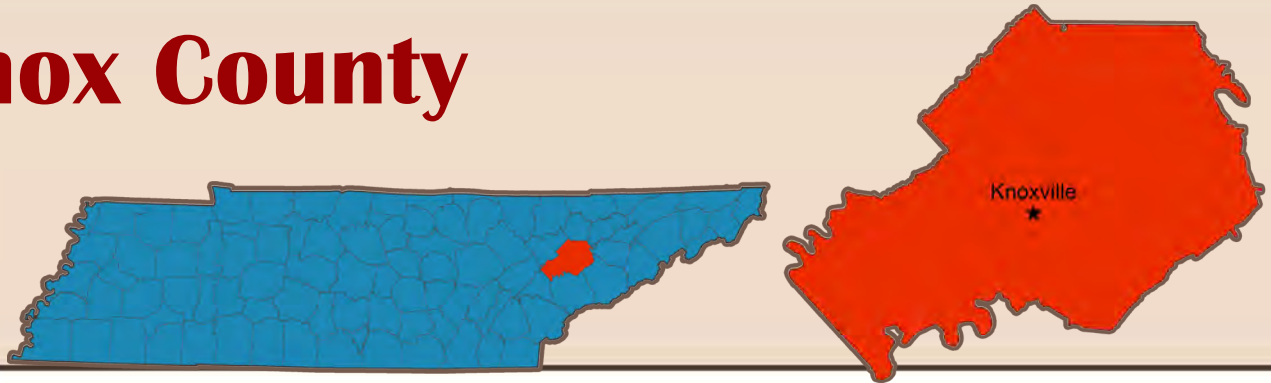
Program, Year Started	2013 Units	2013 Dollars	Cumulative Units	Cumulative Dollars
Homeownership Loan Program, 1974	--	--	19	\$1.6M
<i>Homebuyer Education Program, 2003</i>	--	--	16	\$2,025
Keep My Tennessee Home, 2011 Allocated	--	\$129,821	--	\$198,232
Disbursed	6	\$65,214	11	\$115,051
Foreclosure Prevention, 2008	3	\$1,500	25	\$6,300
HOME, 1992	--	--	155	\$4.9M
<i>Tennessee's Housing Trust Fund, 2007</i>	3	\$18,974	21	\$109,706
Emergency Repair	2	\$11,664	8	\$40,819
Rural Housing Repair	1	\$7,310	13	\$68,887
<i>Community Investment Tax Credits, 2005</i>	--	--	17	\$307,887
Low Income Housing Tax Credits, 1987	--	--	40	\$561,110
Project-Based Section 8 Rental Assistance, 1978	149	\$651,360	--	--
Emergency Solutions Grant Program, 1988	--	\$245,566	--	--

Key:

Italics denote State of Tennessee programs.

All others are federal programs.

Knox County



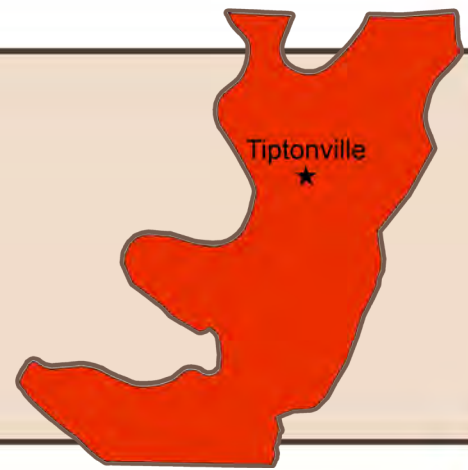

Program, Year Started	2013 Units	2013 Dollars	Cumulative Units	Cumulative Dollars
Homeownership Loan Program, 1974	132	\$14.5M	9,665	\$584.2M
<i>Homebuyer Education Program, 2003</i>	109	\$26,800	919	\$219,900
Keep My Tennessee Home, 2011 Allocated	--	\$5.6M	--	\$7.4M
Disbursed	172	\$2.8M	309	\$4.1M
<i>*Medical Hardship Program, 2012 Allocated</i>	--	\$686,076	--	\$761,787
Disbursed	22	\$327,792	24	\$353,607
Foreclosure Prevention, 2008	50	\$10,800	366	\$114,450
HOME, 1992	--	--	166	\$3.6M
<i>Tennessee's Housing Trust Fund, 2007</i>	6	\$29,108	233	\$3M
Competitive Grants	--	--	187	\$2.9M
Emergency Repair	6	\$29,108	22	\$86,024
Housing Modification and Ramps	--	--	22	\$13,970
Rural Housing Repair	--	--	2	\$10,305
<i>Community Investment Tax Credits, 2005</i>	56	\$1.8M	344	\$11.7M
Homeownership	20	\$1.2M	--	--
Rental	36	\$637,500	--	--
Low Income Housing Tax Credits, 1987	--	--	2,863	\$173.1M
Multi-Family Bond Authority, 1993	--	--	1,684	\$62.6M
Section 8 Rental Assistance, 1978	3,986	\$18.6M	--	--
Tenant-Based	285	\$1.3M	--	--
Project-Based	3,701	\$17.3M	--	--
Emergency Solutions Grant Program, 1988	--	\$14,286	--	--
Neighborhood Stabilization Program, 2008	--	\$277,911	--	\$1.7M
Weatherization Assistance Program, 1976	58	\$297,051	58	\$297,051

*Attorneys General National Mortgage Servicer Settlement, Keep My Tennessee Home Long-Term Medical Disability Hardship Program

Key:

Italics denote State of Tennessee programs.
All others are federal programs.

Lake County



Program, Year Started	2013 Units	2013 Dollars	Cumulative Units	Cumulative Dollars
Homeownership Loan Program, 1974	--	--	58	\$2.1M
<i>Homebuyer Education Program, 2003</i>	--	--	1	\$225
Keep My Tennessee Home, 2011 Allocated	--	--	--	\$3,712
Disbursed	--	--	1	\$3,712
Foreclosure Prevention, 2008	1	\$450	1	\$450
HOME, 1992	--	--	117	\$4.3M
<i>Tennessee's Housing Trust Fund, 2007</i>	1	\$7,546	14	\$62,582
Emergency Repair	1	\$7,546	7	\$47,731
Housing Modification and Ramps	--	--	4	\$3,193
Rural Housing Repair	--	--	3	\$11,658
<i>Community Investment Tax Credits, 2005</i>	--	--	13	\$301,490
Low Income Housing Tax Credits, 1987	--	--	184	\$2.5M
Section 8 Rental Assistance, 1978	222	\$1.1M	--	--
Tenant-Based	4	\$13,169	--	--
Project-Based	218	\$1.1M	--	--
Emergency Solutions Grant Program, 1988	--	\$14,286	--	--
Weatherization Assistance Program, 1976	28	\$138,279	28	\$138,279

Key:

Italics denote State of Tennessee programs.

All others are federal programs.

Lauderdale County




Program, Year Started	2013 Units	2013 Dollars	Cumulative Units	Cumulative Dollars
Homeownership Loan Program, 1974	3	\$211,104	322	\$15.2M
<i>Homebuyer Education Program, 2003</i>	3	\$750	19	\$4,525
Keep My Tennessee Home, 2011 Allocated	--	\$179,477	--	\$265,163
Disbursed	9	\$113,343	14	\$189,512
Foreclosure Prevention, 2008	2	\$900	22	\$6,600
HOME, 1992	--	--	99	\$3.7M
<i>Tennessee's Housing Trust Fund, 2007</i>	4	\$28,305	56	\$302,953
<i>Emergency Repair</i>	2	\$19,963	31	\$171,456
<i>Rural Housing Repair</i>	2	\$8,343	25	\$131,497
Low Income Housing Tax Credits, 1987	--	--	366	\$15.7M
Section 8 Rental Assistance, 1978	285	\$1.3M	--	--
Tenant-Based	110	\$440,616	--	--
Project-Based	175	\$873,853	--	--
Neighborhood Stabilization Program, 2008	--	--	--	\$646,531
Weatherization Assistance Program, 1976	28	\$138,279	28	\$138,279

Key:

Italics denote State of Tennessee programs.

All others are federal programs.

Lawrence County



Program, Year Started	2013 Units	2013 Dollars	Cumulative Units	Cumulative Dollars
Homeownership Loan Program, 1974	1	\$82,478	308	\$13M
<i>Homebuyer Education Program, 2003</i>	1	\$250	9	\$1,775
Keep My Tennessee Home, 2011 Allocated	--	\$124,991	--	\$193,926
Disbursed	6	\$75,156	11	\$139,071
<i>*Medical Hardship Program, 2012 Allocated</i>	--	\$65,618	--	\$65,618
Disbursed	2	\$29,638	2	\$29,638
Foreclosure Prevention, 2008	6	\$2,100	24	\$8,550
HOME, 1992	--	--	72	\$2.4M
<i>Tennessee's Housing Trust Fund, 2007</i>	10	\$47,502	34	\$145,779
Emergency Repair	7	\$34,065	17	\$88,993
Housing Modification and Ramps	--	--	3	\$5,099
Rural Housing Repair	3	\$13,437	14	\$51,687
Low Income Housing Tax Credits, 1987	56	\$5.9M	349	\$27.1M
Tenant-Based Section 8 Rental Assistance, 1978	51	\$188,384	--	--
Emergency Solutions Grant Program, 1988	--	\$75,000	--	--
Neighborhood Stabilization Program, 2008	--	--	--	\$305,279
Weatherization Assistance Program, 1976	32	\$161,604	32	\$161,604

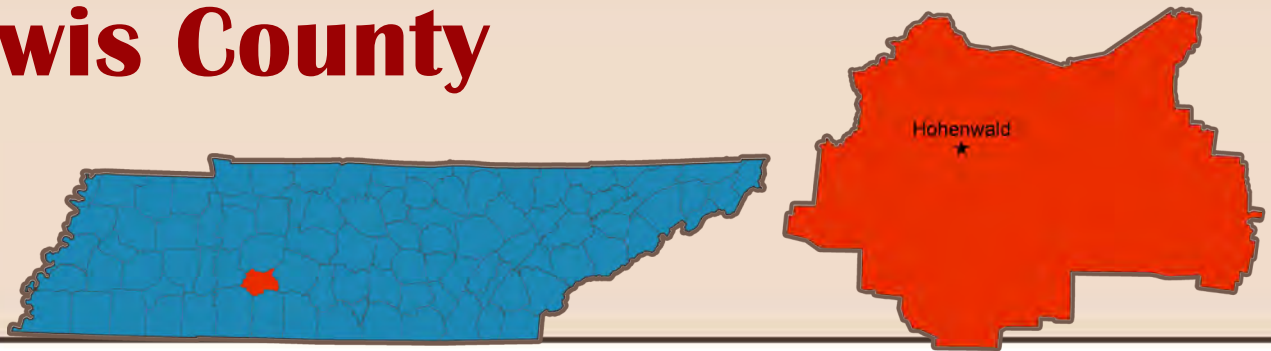
*Attorneys General National Mortgage Servicer Settlement, Keep My Tennessee Home Long-Term Medical Disability Hardship Program

Key:

Italics denote State of Tennessee programs.

All others are federal programs.

Lewis County

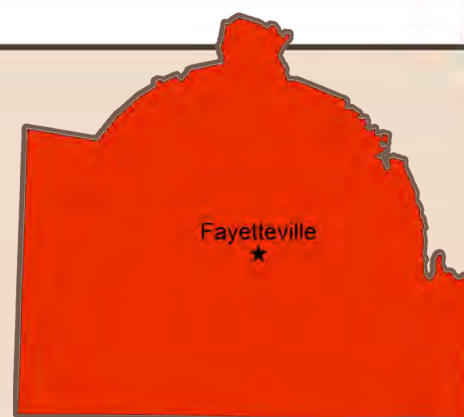



Program, Year Started	2013 Units	2013 Dollars	Cumulative Units	Cumulative Dollars
Homeownership Loan Program, 1974	--	--	27	\$1.3M
<i>Homebuyer Education Program, 2003</i>	--	--	2	\$475
Keep My Tennessee Home, 2011 Allocated	--	\$113,564	--	\$296,524
Disbursed	3	\$61,593	14	\$207,094
Foreclosure Prevention, 2008	2	\$1,050	14	\$6,000
HOME, 1992	--	--	63	\$2.3M
<i>Tennessee's Housing Trust Fund, 2007</i>	5	\$11,482	23	\$81,700
<i>Emergency Repair</i>	5	\$11,482	18	\$68,155
<i>Housing Modification and Ramps</i>	--	--	1	\$374
<i>Rural Housing Repair</i>	--	--	4	\$13,171
<i>Community Investment Tax Credits, 2005</i>	--	--	6	\$1.1M
Low Income Housing Tax Credits, 1987	48	\$3.2M	96	\$3.9M
Project-Based Section 8 Rental Assistance, 1978	45	\$138,353	--	--
Emergency Solutions Grant Program, 1988	--	\$75,000	--	--
Neighborhood Stabilization Program, 2008	--	--	--	\$160,480
Weatherization Assistance Program, 1976	32	\$161,604	32	\$161,604

Key:

Italics denote State of Tennessee programs.
All others are federal programs.

Lincoln County

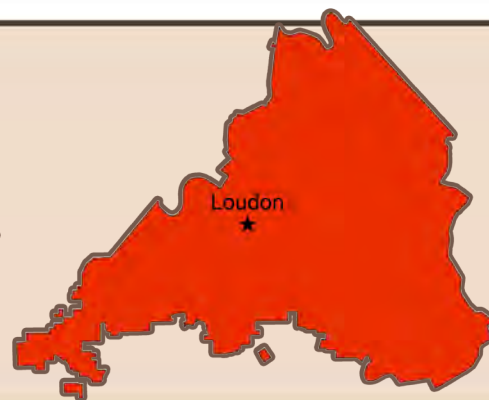



Program, Year Started	2013 Units	2013 Dollars	Cumulative Units	Cumulative Dollars
Homeownership Loan Program, 1974	--	--	107	\$5.6M
<i>Homebuyer Education Program, 2003</i>	--	--	4	\$675
Keep My Tennessee Home, 2011 Allocated	--	\$99,983	--	\$178,777
Disbursed	3	\$47,715	10	\$105,212
Foreclosure Prevention, 2008	7	\$3,150	19	\$7,500
HOME, 1992	--	--	94	\$2.9M
<i>Tennessee's Housing Trust Fund, 2007</i>	--	--	35	\$131,490
Emergency Repair	--	--	21	\$99,266
Housing Modification and Ramps	--	--	5	\$2,971
Rural Housing Repair	--	--	9	\$29,253
Low Income Housing Tax Credits, 1987	--	--	168	\$18.4M
Section 8 Rental Assistance, 1978	145	\$566,682	--	--
Tenant-Based	85	\$230,876	--	--
Project-Based	60	\$335,806	--	--
Emergency Solutions Grant Program, 1988	--	\$75,000	--	--
Weatherization Assistance Program, 1976	32	\$161,604	32	\$161,604

Key:

Italics denote State of Tennessee programs.
All others are federal programs.

Loudon County

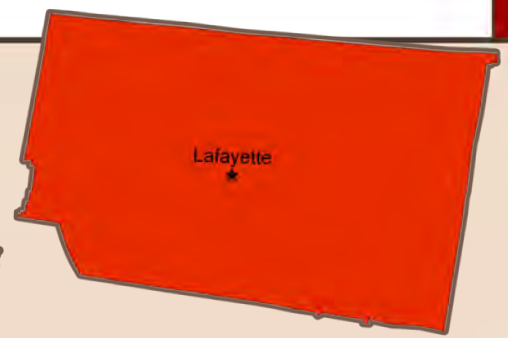
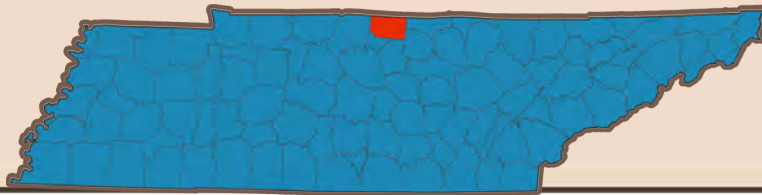


Program, Year Started	2013 Units	2013 Dollars	Cumulative Units	Cumulative Dollars
Homeownership Loan Program, 1974	13	\$1.4M	610	\$36.8M
<i>Homebuyer Education Program, 2003</i>	10	\$2,500	65	\$16,125
Keep My Tennessee Home, 2011 Allocated	--	\$339,780	--	\$472,481
Disbursed	13	\$151,936	24	\$258,858
Foreclosure Prevention, 2008	4	\$600	15	\$4,800
HOME, 1992	--	--	142	\$3.5M
<i>Tennessee's Housing Trust Fund, 2007</i>	--	--	11	\$75,083
<i>Emergency Repair</i>	--	--	6	\$56,078
<i>Housing Modification and Ramps</i>	--	--	2	\$1,504
<i>Rural Housing Repair</i>	--	--	3	\$17,500
<i>Community Investment Tax Credits, 2005</i>	--	--	85	\$3.2M
Low Income Housing Tax Credits, 1987	56	\$6M	286	\$22.5M
Section 8 Rental Assistance, 1978	322	\$1.4M	--	--
Tenant-Based	29	\$154,448	--	--
Project-Based	293	\$1.3M	--	--
Emergency Solutions Grant Program, 1988	--	\$14,286	--	--
Neighborhood Stabilization Program, 2008	--	--	--	\$425,569
Weatherization Assistance Program, 1976	58	\$297,051	58	\$297,051

Key:

Italics denote State of Tennessee programs.
All others are federal programs.

Macon County



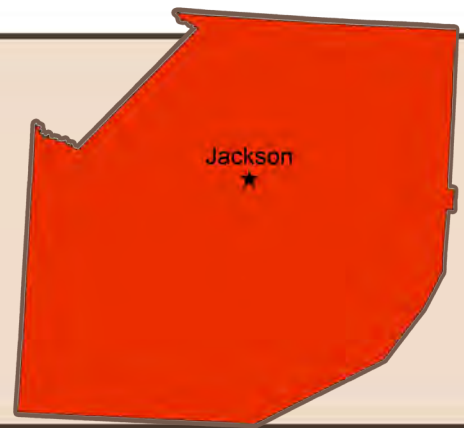

Program, Year Started	2013 Units	2013 Dollars	Cumulative Units	Cumulative Dollars
Homeownership Loan Program, 1974	--	--	124	\$6.3M
<i>Homebuyer Education Program, 2003</i>	--	--	10	\$2,075
Keep My Tennessee Home, 2011 Allocated	--	\$171,741	--	\$260,157
Disbursed	6	\$94,840	14	\$161,875
<i>*Medical Hardship Program, 2012 Allocated</i>	--	\$39,490	--	\$39,490
Disbursed	1	\$23,800	1	\$23,800
Foreclosure Prevention, 2008	1	\$450	8	\$2,700
HOME, 1992	--	--	51	\$1.8M
<i>Tennessee's Housing Trust Fund, 2007</i>	--	--	24	\$84,218
Emergency Repair	--	--	4	\$34,417
Housing Modification and Ramps	--	--	4	\$2,264
Rural Housing Repair	--	--	16	\$47,537
Low Income Housing Tax Credits, 1987	--	--	47	\$561,980
Tenant-Based Section 8 Rental Assistance, 1978	9	\$19,075	--	--
Emergency Solutions Grant Program, 1988	--	\$45,000	--	--
Neighborhood Stabilization Program, 2008	--	--	--	\$194,270
Weatherization Assistance Program, 1976	37	\$177,377	37	\$177,377

*Attorneys General National Mortgage Servicer Settlement, Keep My Tennessee Home Long-Term Medical Disability Hardship Program

Key:

Italics denote State of Tennessee programs.
All others are federal programs.

Madison County



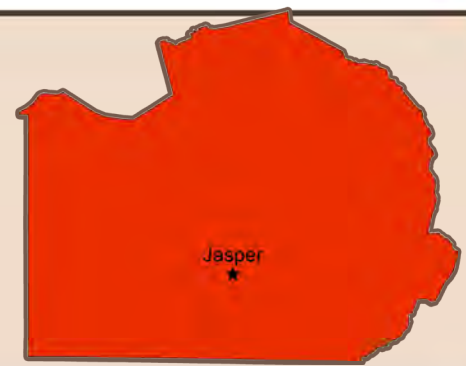

Program, Year Started	2013 Units	2013 Dollars	Cumulative Units	Cumulative Dollars
Homeownership Loan Program, 1974	9	\$877,408	3,689	\$182.4M
<i>Homebuyer Education Program, 2003</i>	11	\$2,750	122	\$26,275
Keep My Tennessee Home, 2011 Allocated	--	\$563,119	--	\$1M
Disbursed	21	\$379,279	50	\$706,014
<i>*Medical Hardship Program, 2012 Allocated</i>	--	\$105,223	--	\$105,223
Disbursed	5	\$31,555	5	\$31,555
Foreclosure Prevention, 2008	12	\$5,400	89	\$30,300
HOME, 1992	--	--	101	\$2.1M
<i>Tennessee's Housing Trust Fund, 2007</i>	5	\$20,688	32	\$407,074
<i>Competitive Grants</i>	--	--	7	\$324,375
<i>Emergency Repair</i>	--	--	2	\$15,460
<i>Housing Modification and Ramps</i>	1	\$990	11	\$6,419
<i>Rural Housing Repair</i>	4	\$19,698	12	\$60,821
<i>Community Investment Tax Credits, 2005</i>	--	--	36	\$694,868
Low Income Housing Tax Credits, 1987	--	--	890	\$56.7M
Multi-Family Bond Authority, 1993	--	--	788	\$31.5M
Section 8 Rental Assistance, 1978	1,014	\$4.9M	--	--
Tenant-Based	389	\$1.9M	--	--
Project-Based	625	\$3.1M	--	--
Emergency Solutions Grant Program, 1988	--	\$255,912	--	--
Neighborhood Stabilization Program, 2008	4	\$93,148	--	\$1.4M
Weatherization Assistance Program, 1976	8	\$55,732	8	\$55,732

*Attorneys General National Mortgage Servicer Settlement, Keep My Tennessee Home Long-Term Medical Disability Hardship Program

Key:

Italics denote State of Tennessee programs.
All others are federal programs.

Marion County



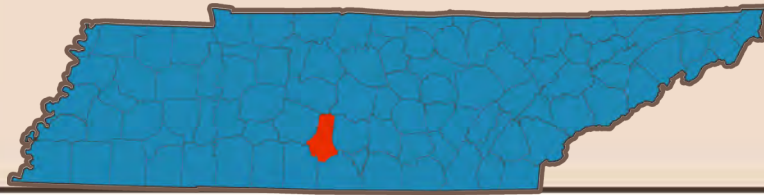
Program, Year Started	2013 Units	2013 Dollars	Cumulative Units	Cumulative Dollars
Homeownership Loan Program, 1974	1	\$116,549	301	\$16.3M
<i>Homebuyer Education Program, 2003</i>	1	\$250	15	\$2,575
Keep My Tennessee Home, 2011 Allocated	--	\$189,216	--	\$255,663
Disbursed	5	\$131,635	11	\$191,806
<i>*Medical Hardship Program, 2012 Allocated</i>	--	\$39,548	--	\$39,548
Disbursed	1	\$15,544	1	\$15,544
Foreclosure Prevention, 2008	20	\$7,950	48	\$19,500
HOME, 1992	--	--	176	\$3.3M
<i>Tennessee's Housing Trust Fund, 2007</i>	6	\$334,709	98	\$752,226
Competitive Grants	--	--	7	\$111,000
Emergency Repair	--	--	25	\$178,655
Housing Modification and Ramps	1	\$884	38	\$29,554
Rebuild and Recover	--	\$300,000	--	\$300,000
Rural Housing Repair	5	\$33,825	28	\$133,017
Low Income Housing Tax Credits, 1987	--	--	77	\$5.5M
Project-Based Section 8 Rental Assistance, 1978	57	\$284,119	--	--
Neighborhood Stabilization Program, 2008	--	--	--	\$345,814
Weatherization Assistance Program, 1976	39	\$190,884	39	\$190,884

*Attorneys General National Mortgage Servicer Settlement, Keep My Tennessee Home Long-Term Medical Disability Hardship Program

Key:

Italics denote State of Tennessee programs.
All others are federal programs.

Marshall County




Program, Year Started	2013 Units	2013 Dollars	Cumulative Units	Cumulative Dollars
Homeownership Loan Program, 1974	2	\$157,101	307	\$19M
<i>Homebuyer Education Program, 2003</i>	2	\$500	38	\$6,975
Keep My Tennessee Home, 2011 Allocated	--	\$210,060	--	\$360,155
Disbursed	8	\$146,079	20	\$268,818
Foreclosure Prevention, 2008	10	\$2,250	69	\$26,700
HOME, 1992	--	--	99	\$3M
<i>Tennessee's Housing Trust Fund, 2007</i>	6	\$38,336	74	\$419,657
<i>Competitive Grants</i>	--	--	41	\$260,954
<i>Emergency Repair</i>	5	\$31,136	26	\$128,294
<i>Housing Modification and Ramps</i>	--	--	2	\$1,232
<i>Rural Housing Repair</i>	1	\$7,200	5	\$29,178
<i>Community Investment Tax Credits, 2005</i>	--	--	55	\$272,080
Low Income Housing Tax Credits, 1987	90	\$5.1M	347	\$23M
Section 8 Rental Assistance, 1978	407	\$1.5M	--	--
Tenant-Based	169	\$592,124	--	--
Project-Based	238	\$875,217	--	--
Emergency Solutions Grant Program, 1988	--	\$75,000	--	--
Neighborhood Stabilization Program, 2008	--	--	--	\$210,515
Weatherization Assistance Program, 1976	32	\$161,604	32	\$161,604

Key:

Italics denote State of Tennessee programs.
All others are federal programs.

Maury County




Program, Year Started	2013 Units	2013 Dollars	Cumulative Units	Cumulative Dollars
Homeownership Loan Program, 1974	44	\$5.1M	1,425	\$96.4M
<i>Homebuyer Education Program, 2003</i>	41	\$10,750	280	\$61,475
Keep My Tennessee Home, 2011 Allocated	--	\$1M	--	\$1.5M
Disbursed	30	\$621,399	58	\$1M
<i>*Medical Hardship Program, 2012 Allocated</i>	--	\$39,719	--	\$39,719
Disbursed	1	\$19,576	1	\$19,576
Foreclosure Prevention, 2008	43	\$15,000	330	\$139,800
HOME, 1992	--	--	77	\$2.9M
<i>Tennessee's Housing Trust Fund, 2007</i>	15	\$69,859	93	\$482,352
Emergency Repair	14	\$68,869	81	\$444,240
Housing Modification and Ramps	1	\$990	4	\$2,654
Rural Housing Repair	--	--	8	\$35,459
<i>Community Investment Tax Credits, 2005</i>	--	--	10	\$621,637
Low Income Housing Tax Credits, 1987	32	\$2.1M	579	\$29.2M
Section 8 Rental Assistance, 1978	769	\$3.2M	--	--
Tenant-Based	602	\$2.5M	--	--
Project-Based	167	\$647,945	--	--
Emergency Solutions Grant Program, 1988	--	\$75,000	--	--
Neighborhood Stabilization Program, 2008	4	\$332,337	--	\$636,194
Weatherization Assistance Program, 1976	32	\$161,604	32	\$161,604

*Attorneys General National Mortgage Servicer Settlement, Keep My Tennessee Home Long-Term Medical Disability Hardship Program

Key:

Italics denote State of Tennessee programs.
All others are federal programs.

McMinn County



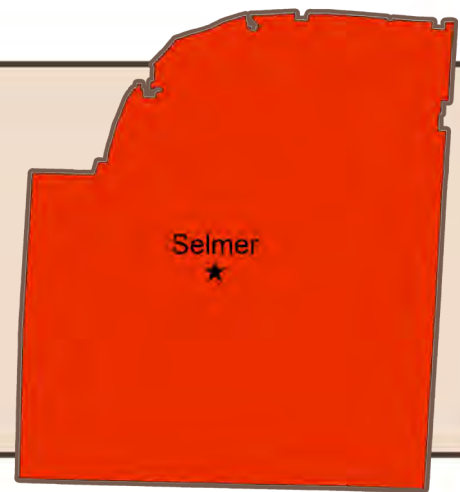

Program, Year Started	2013 Units	2013 Dollars	Cumulative Units	Cumulative Dollars
Homeownership Loan Program, 1974	2	\$266,651	256	\$13.2M
<i>Homebuyer Education Program, 2003</i>	2	\$500	30	\$5,975
Keep My Tennessee Home, 2011 Allocated	--	\$567,366	--	\$889,547
Disbursed	18	\$295,356	36	\$517,690
<i>*Medical Hardship Program, 2012 Allocated</i>	--	\$39,752	--	\$39,752
Disbursed	2	\$37,672	2	\$37,672
Foreclosure Prevention, 2008	16	\$5,250	51	\$19,950
HOME, 1992	--	--	192	\$4M
<i>Tennessee's Housing Trust Fund, 2007</i>	21	\$80,212	169	\$454,375
<i>Competitive Grants</i>	--	--	16	\$17,189
<i>Emergency Repair</i>	--	--	27	\$151,569
<i>Housing Modification and Ramps</i>	9	\$7,212	67	\$52,755
<i>Rural Housing Repair</i>	12	\$73,000	59	\$232,863
Low Income Housing Tax Credits, 1987	--	--	290	\$16.5M
Project-Based Section 8 Rental Assistance, 1978	418	\$1.7M	--	--
Emergency Solutions Grant Program, 1988	--	\$191,456	--	--
Neighborhood Stabilization Program, 2008	--	--	--	\$413,488
Weatherization Assistance Program, 1976	39	\$190,884	39	\$190,884

*Attorneys General National Mortgage Servicer Settlement, Keep My Tennessee Home Long-Term Medical Disability Hardship Program

Key:

Italics denote State of Tennessee programs.
All others are federal programs.

McNairy County



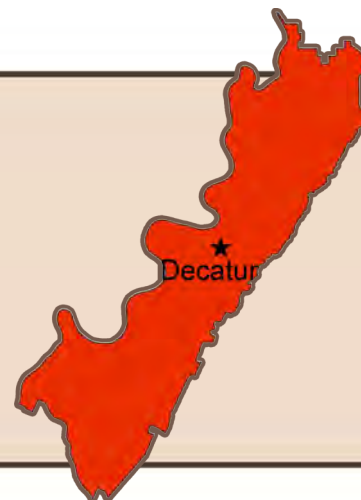
Program, Year Started	2013 Units	2013 Dollars	Cumulative Units	Cumulative Dollars
Homeownership Loan Program, 1974	--	--	192	\$7.8M
Homebuyer Education Program, 2003	1	\$250	10	\$2,400
Keep My Tennessee Home, 2011 Allocated	--	\$237,432	--	\$388,880
Disbursed	12	\$186,224	22	\$282,154
<i>*Medical Hardship Program, 2012 Allocated</i>	--	\$1,104	--	\$1,104
Disbursed	1	\$2,104	1	,104
Foreclosure Prevention, 2008	9	\$3,450	17	\$6,450
HOME, 1992	--	--	76	\$2.2M
Tennessee's Housing Trust Fund, 2007	2	\$186,773	10	\$256,768
Competitive Grants	--	--	3	\$49,220
Emergency Repair	--	--	1	\$11,000
Housing Modification and Ramps	--	--	1	\$275
Rebuild and Recover	--	\$175,000	--	\$175,000
Rural Housing Repair	2	\$11,773	5	\$21,273
Community Investment Tax Credits, 2005	--	--	3	\$41,780
Low Income Housing Tax Credits, 1987	--	--	64	\$7.2M
Section 8 Rental Assistance, 1978	158	\$868,010	--	--
Tenant-Based	30	\$86,413	--	--
Project-Based	128	\$781,597	--	--
Emergency Solutions Grant Program, 1988	--	\$85,000	--	--
Neighborhood Stabilization Program, 2008	--	--	--	\$398,702
Weatherization Assistance Program, 1976	8	\$55,732	8	\$55,732

*Attorneys General National Mortgage Servicer Settlement, Keep My Tennessee Home Long-Term Medical Disability Hardship Program

Key:

Italics denote State of Tennessee programs.
All others are federal programs.

Meigs County




Program, Year Started	2013 Units	2013 Dollars	Cumulative Units	Cumulative Dollars
Homeownership Loan Program, 1974	2	\$149,736	40	\$2.5M
<i>Homebuyer Education Program, 2003</i>	2	\$500	7	\$1,700
Keep My Tennessee Home, 2011 Allocated	--	\$207,563	--	\$253,320
Disbursed	7	\$71,629	11	\$114,517
Foreclosure Prevention, 2008	7	\$2,700	13	\$4,500
HOME, 1992	--	--	75	\$1.9M
<i>Tennessee's Housing Trust Fund, 2007</i>	3	\$2,254	41	\$40,194
<i>Housing Modification and Ramps</i>	3	\$2,254	38	\$31,445
<i>Rural Housing Repair</i>	--	--	3	\$8,749
Low Income Housing Tax Credits, 1987	--	--	24	\$242,860
Project-Based Section 8 Rental Assistance, 1978	29	\$63,967	--	--
Emergency Solutions Grant Program, 1988	--	\$191,456	--	--
Weatherization Assistance Program, 1976	39	\$190,884	39	\$190,884

Key:

Italics denote State of Tennessee programs.
All others are federal programs.

Monroe County



Program, Year Started	2013 Units	2013 Dollars	Cumulative Units	Cumulative Dollars
Homeownership Loan Program, 1974	5	\$389,064	272	\$14.4M
<i>Homebuyer Education Program, 2003</i>	4	\$1,000	34	\$6,725
Keep My Tennessee Home, 2011 Allocated	--	\$294,067	--	\$358,578
Disbursed	11	\$144,380	16	\$188,537
<i>*Medical Hardship Program, 2012 Allocated</i>	--	\$60,829	--	\$60,829
Disbursed	2	\$39,731	2	\$39,731
Foreclosure Prevention, 2008	19	\$7,050	41	\$16,050
HOME, 1992	--	--	86	\$2.9M
<i>Tennessee's Housing Trust Fund, 2007</i>	3	\$12,590	91	\$224,099
Competitive Grants	--	--	65	\$132,475
Emergency Repair	1	\$6,670	4	\$11,806
Housing Modification and Ramps	--	--	6	\$4,454
Rural Housing Repair	2	\$5,920	16	\$75,364
<i>Community Investment Tax Credits, 2005</i>	--	--	16	\$6,112
Low Income Housing Tax Credits, 1987	--	--	106	\$6.9M
Section 8 Rental Assistance, 1978	145	\$465,718	--	--
Tenant-Based	12	\$28,370	--	--
Project-Based	133	\$437,348	--	--
Emergency Solutions Grant Program, 1988	--	\$121,742	--	--
Neighborhood Stabilization Program, 2008	--	--	--	\$304,209
Weatherization Assistance Program, 1976	16	\$93,165	16	\$93,165


*Attorneys General National Mortgage Servicer Settlement, Keep My Tennessee Home Long-Term Medical Disability Hardship Program

Key:

Italics denote State of Tennessee programs.

All others are federal programs.

Montgomery County



Program, Year Started	2013 Units	2013 Dollars	Cumulative Units	Cumulative Dollars
Homeownership Loan Program, 1974	70	\$7.7M	3,671	\$200M
<i>Homebuyer Education Program, 2003</i>	65	\$15,800	470	\$98,625
Keep My Tennessee Home, 2011 Allocated	--	\$2M	--	\$2.6M
Disbursed	58	\$1M	101	\$1.5M
<i>*Medical Hardship Program, 2012 Allocated</i>	--	\$283,765	--	\$318,327
Disbursed	9	\$111,749	11	\$115,010
Foreclosure Prevention, 2008	49	\$12,600	180	\$55,500
HOME, 1992	--	--	93	\$2.7M
<i>Tennessee's Housing Trust Fund, 2007</i>	2	\$5,542	83	\$444,005
<i>Competitive Grants</i>	--	--	55	\$356,031
<i>Emergency Repair</i>	--	--	9	\$55,586
<i>Housing Modification and Ramps</i>	1	\$467	15	\$17,138
<i>Rural Housing Repair</i>	1	\$5,075	4	\$15,250
<i>Community Investment Tax Credits, 2005</i>	--	--	17	\$717,993
Low Income Housing Tax Credits, 1987	--	--	928	\$72.9M
Multi-Family Bond Authority, 1993	--	--	112	\$4.2M
Section 8 Rental Assistance, 1978	1,159	\$6M	--	--
Tenant-Based	761	\$4.1M	--	--
Project-Based	398	\$1.8M	--	--
Emergency Solutions Grant Program, 1988	--	\$268,440	--	--
Neighborhood Stabilization Program, 2008	--	\$1,302	--	\$1.4M

*Attorneys General National Mortgage Servicer Settlement, Keep My Tennessee Home Long-Term Medical Disability Hardship Program

Key:

Italics denote State of Tennessee programs.
All others are federal programs.

Moore County

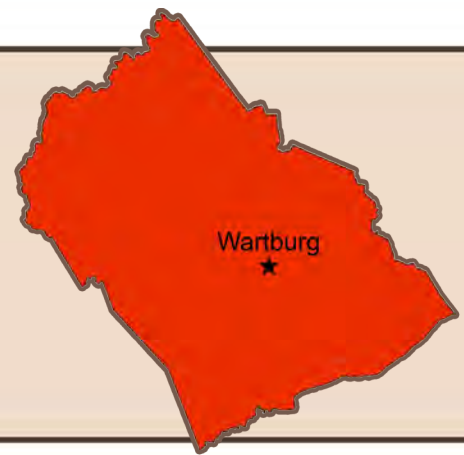



Program, Year Started	2013 Units	2013 Dollars	Cumulative Units	Cumulative Dollars
Homeownership Loan Program, 1974	--	--	20	\$1.1M
Foreclosure Prevention, 2008	--	--	1	\$450
HOME, 1992	--	--	18	\$500,000
<i>Tennessee's Housing Trust Fund, 2007</i>	1	\$4,207	1	\$4,207
<i>Emergency Repair</i>	1	\$4,207	1	\$4,207
Low Income Housing Tax Credits, 1987	--	--	57	\$779,850
Tenant-Based Section 8 Rental Assistance, 1978	8	\$20,956	--	--
Emergency Solutions Grant Program, 1988	--	\$75,000	--	--
Weatherization Assistance Program, 1976	32	\$161,604	32	\$161,604

Key:

Italics denote State of Tennessee programs.
All others are federal programs.

Morgan County




Program, Year Started	2013 Units	2013 Dollars	Cumulative Units	Cumulative Dollars
Homeownership Loan Program, 1974	5	\$262,197	156	\$7.8M
<i>Homebuyer Education Program, 2003</i>	1	\$250	17	\$2,875
Keep My Tennessee Home, 2011 Allocated	--	\$35,954	--	\$35,954
Disbursed	1	\$15,925	1	\$15,925
<i>*Medical Hardship Program, 2012 Allocated</i>	--	--	--	\$18,281
Disbursed	--	\$5,904	1	\$7,378
Foreclosure Prevention, 2008	1	\$450	8	\$3,150
HOME, 1992	--	--	63	\$2.4M
<i>Tennessee's Housing Trust Fund, 2007</i>	4	\$17,175	51	\$333,560
<i>Competitive Grants</i>	--	--	11	\$214,500
<i>Emergency Repair</i>	3	\$16,185	28	\$82,864
<i>Housing Modification and Ramps</i>	1	\$990	6	\$9,569
<i>Rural Housing Repair</i>	--	--	6	\$26,627
<i>Community Investment Tax Credits, 2005</i>	--	--	47	\$638,237
Low Income Housing Tax Credits, 1987	--	--	109	\$4.5M
Section 8 Rental Assistance, 1978	55	\$150,087	--	--
Tenant-Based	6	\$18,327	--	--
Project-Based	49	\$131,760	--	--
Emergency Solutions Grant Program, 1988	--	\$73,500	--	--
Weatherization Assistance Program, 1976	16	\$93,165	16	\$93,165

*Attorneys General National Mortgage Servicer Settlement, Keep My Tennessee Home Long-Term Medical Disability Hardship Program

Key:

Italics denote State of Tennessee programs.
All others are federal programs.

Obion County



Program, Year Started	2013 Units	2013 Dollars	Cumulative Units	Cumulative Dollars
Homeownership Loan Program, 1974	1	\$65,241	504	\$23.7M
<i>Homebuyer Education Program, 2003</i>	1	\$100	12	\$1,925
Keep My Tennessee Home, 2011 Allocated	--	\$283,794	--	\$493,014
Disbursed	11	\$191,296	29	\$341,317
<i>*Medical Hardship Program, 2012 Allocated</i>	--	\$20,127	--	\$20,127
Disbursed	1	\$5,370	1	\$5,370
Foreclosure Prevention, 2008	8	\$3,600	15	\$6,300
HOME, 1992	--	--	78	\$2.7M
<i>Tennessee's Housing Trust Fund, 2007</i>	3	\$13,208	33	\$155,480
Emergency Repair	--	--	12	\$85,006
Housing Modification and Ramps	--	--	6	\$3,473
Rural Housing Repair	3	\$13,208	15	\$67,001
Low Income Housing Tax Credits, 1987	--	--	71	\$956,950
Multi-Family Bond Authority, 1993	--	--	50	\$765,000
Section 8 Rental Assistance, 1978	421	\$1.9M	--	--
Tenant-Based	20	\$79,330	--	--
Project-Based	401	\$1.8M	--	--
Emergency Solutions Grant Program, 1988	--	\$14,286	--	--
Neighborhood Stabilization Program, 2008	--	--	--	\$848,055
Weatherization Assistance Program, 1976	28	\$138,279	28	\$138,279

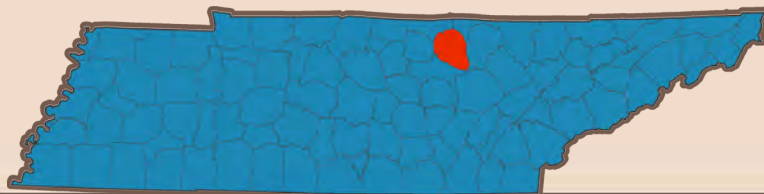
*Attorneys General National Mortgage Servicer Settlement, Keep My Tennessee Home Long-Term Medical Disability Hardship Program

Key:

Italics denote State of Tennessee programs.

All others are federal programs.

Overton County




Program, Year Started	2013 Units	2013 Dollars	Cumulative Units	Cumulative Dollars
Homeownership Loan Program, 1974	4	\$382,725	210	\$12.3M
<i>Homebuyer Education Program, 2003</i>	1	\$250	9	\$1,875
Keep My Tennessee Home, 2011 Allocated	--	\$127,127	--	\$172,042
Disbursed	4	\$50,700	7	\$95,615
Foreclosure Prevention, 2008	2	\$750	5	\$2,250
HOME, 1992	--	--	92	\$2.4M
<i>Tennessee's Housing Trust Fund, 2007</i>	2	\$10,356	24	\$159,638
<i>Emergency Repair</i>	--	--	12	\$106,148
<i>Housing Modification and Ramps</i>	--	--	1	\$716
<i>Rural Housing Repair</i>	2	\$10,356	11	\$52,774
Low Income Housing Tax Credits, 1987	--	--	111	\$4.3M
Section 8 Rental Assistance, 1978	68	\$139,221	--	--
Tenant-Based	15	\$48,102	--	--
Project-Based	53	\$91,119	--	--
Emergency Solutions Grant Program, 1988	--	\$45,000	--	--
Weatherization Assistance Program, 1976	37	\$177,377	37	\$177,377

Key:

Italics denote State of Tennessee programs.
All others are federal programs.

Perry County

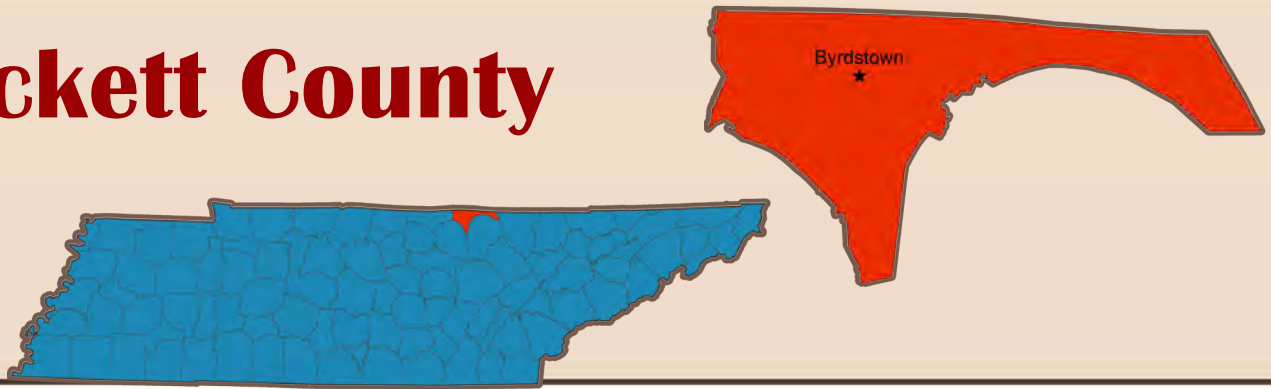


Program, Year Started	2013 Units	2013 Dollars	Cumulative Units	Cumulative Dollars
Homeownership Loan Program, 1974	--	--	4	\$158,078
<i>Homebuyer Education Program, 2003</i>	--	--	1	\$100
Keep My Tennessee Home, 2011 Allocated	--	\$19,168	--	\$39,166
Disbursed	--	\$4,792	1	\$24,790
Foreclosure Prevention, 2008	1	\$450	4	\$1,500
HOME, 1992	--	--	59	\$1.8M
<i>Tennessee's Housing Trust Fund, 2007</i>	3	\$5,427	19	\$89,923
Emergency Repair	2	\$4,440	16	\$78,742
Housing Modification and Ramps	1	\$987	1	\$987
Rural Housing Repair	--	--	2	\$10,195
Section 8 Rental Assistance, 1978	27	\$111,701	--	--
Tenant-Based	4	\$13,222	--	--
Project-Based	23	\$98,479	--	--
Emergency Solutions Grant Program, 1988	--	\$75,000	--	--
Neighborhood Stabilization Program, 2008	--	--	--	\$112,056
Weatherization Assistance Program, 1976	32	\$161,604	32	\$161,604

Key:

Italics denote State of Tennessee programs.
All others are federal programs.

Pickett County

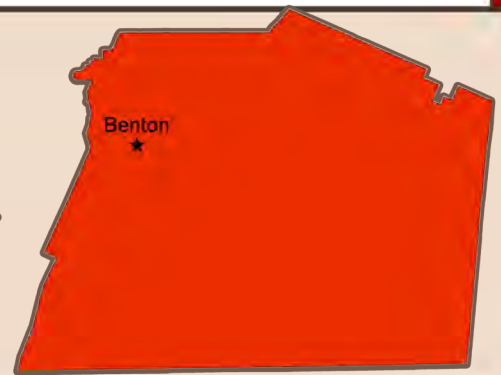



Program, Year Started	2013 Units	2013 Dollars	Cumulative Units	Cumulative Dollars
Homeownership Loan Program, 1974	--	--	22	\$980,970
Keep My Tennessee Home, 2011 Allocated	--	\$24,058	--	--
Disbursed	--	\$2,993	2	\$24,058
HOME, 1992	--	--	87	\$2M
<i>Tennessee's Housing Trust Fund, 2007</i>	1	\$3,675	36	\$220,798
<i>Emergency Repair</i>	--	--	9	\$60,840
<i>Rural Housing Repair</i>	1	\$3,675	27	\$159,958
Low Income Housing Tax Credits, 1987	--	--	56	\$554,560
Section 8 Rental Assistance, 1978	32	\$92,455	--	--
Tenant-Based	8	\$17,659	--	--
Project-Based	24	\$74,796	--	--
Emergency Solutions Grant Program, 1988	--	\$45,000	--	--
Weatherization Assistance Program, 1976	37	\$177,377	37	\$177,377

Key:

Italics denote State of Tennessee programs.
All others are federal programs.

Polk County



Program, Year Started	2013 Units	2013 Dollars	Cumulative Units	Cumulative Dollars
Homeownership Loan Program, 1974	1	\$74,427	108	\$6.1M
<i>Homebuyer Education Program, 2003</i>	--	--	19	\$3,975
Keep My Tennessee Home, 2011 Allocated	--	--	--	\$37,932
Disbursed	--	\$3,633	3	\$37,932
<i>*Medical Hardship Program, 2012 Allocated</i>	--	\$37,294	--	\$37,294
Disbursed	1	\$20,033	1	\$20,033
Foreclosure Prevention, 2008	7	\$3,000	24	\$10,050
HOME, 1992	--	--	148	\$3.5M
<i>Tennessee's Housing Trust Fund, 2007</i>	3	\$15,695	34	\$137,760
<i>Emergency Repair</i>	--	--	14	\$101,657
<i>Housing Modification and Ramps</i>	1	\$695	15	\$12,170
<i>Rural Housing Repair</i>	2	\$15,000	5	\$23,933
Low Income Housing Tax Credits, 1987	--	--	48	\$652,220
Project-Based Section 8 Rental Assistance, 1978	26	\$179,483	--	--
Emergency Solutions Grant Program, 1988	--	\$191,456	--	--
Weatherization Assistance Program, 1976	39	\$190,884	39	\$190,884

*Attorneys General National Mortgage Servicer Settlement, Keep My Tennessee Home Long-Term Medical Disability Hardship Program

Key:

Italics denote State of Tennessee programs.

All others are federal programs.

Putnam County



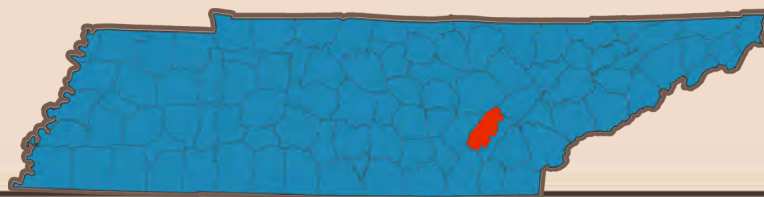
Program, Year Started	2013 Units	2013 Dollars	Cumulative Units	Cumulative Dollars
Homeownership Loan Program, 1974	15	\$1.5M	1,119	\$66.7M
<i>Homebuyer Education Program, 2003</i>	6	\$1,350	80	\$19,650
Keep My Tennessee Home, 2011 Allocated	--	\$435,536	--	\$609,739
Disbursed	13	\$230,432	26	\$333,038
<i>*Medical Hardship Program, 2012 Allocated</i>	--	\$45,620	--	\$45,620
Disbursed	2	\$16,298	2	\$16,298
Foreclosure Prevention, 2008	13	\$5,400	29	\$11,700
HOME, 1992	--	--	57	\$2.6M
<i>Tennessee's Housing Trust Fund, 2007</i>	4	\$15,634	67	\$345,001
<i>Emergency Repair</i>	--	--	39	\$273,355
<i>Housing Modification and Ramps</i>	1	\$491	12	\$5,460
<i>Rural Housing Repair</i>	3	\$15,143	16	\$66,186
<i>Community Investment Tax Credits, 2005</i>	--	--	1	\$101,375
Low Income Housing Tax Credits, 1987	--	--	392	\$21.6M
Section 8 Rental Assistance, 1978	492	\$1.6M	--	--
Tenant-Based	301	\$941,283	--	--
Project-Based	191	\$651,067	--	--
Emergency Solutions Grant Program, 1988	--	\$120,000	--	--
Weatherization Assistance Program, 1976	37	\$177,377	37	\$177,377

*Attorneys General National Mortgage Servicer Settlement, Keep My Tennessee Home Long-Term Medical Disability Hardship Program

Key:

Italics denote State of Tennessee programs.
All others are federal programs.

Rhea County



Program, Year Started	2013 Units	2013 Dollars	Cumulative Units	Cumulative Dollars
Homeownership Loan Program, 1974	4	\$449,763	565	\$37.2M
<i>Homebuyer Education Program, 2003</i>	4	\$1,000	17	\$3,975
Keep My Tennessee Home, 2011 Allocated	--	\$403,079	--	\$588,203
Disbursed	14	\$264,294	23	\$356,050
<i>*Medical Hardship Program, 2012 Allocated</i>	--	\$63,809	--	\$63,809
Disbursed	3	\$51,229	3	\$51,229
Foreclosure Prevention, 2008	21	\$8,700	67	\$26,250
HOME, 1992	--	--	118	\$3.4M
<i>Tennessee's Housing Trust Fund, 2007</i>	8	\$18,106	49	\$91,014
<i>Housing Modification and Ramps</i>	6	\$4,300	36	\$26,475
<i>Rural Housing Repair</i>	2	\$13,806	13	\$64,539
Low Income Housing Tax Credits, 1987	72	\$4.2M	187	\$8.1M
Emergency Solutions Grant Program, 1988	--	\$191,456	--	--
Neighborhood Stabilization Program, 2008	--	--	--	\$189,093
Weatherization Assistance Program, 1976	39	\$190,884	39	\$190,884


*Attorneys General National Mortgage Servicer Settlement, Keep My Tennessee Home Long-Term Medical Disability Hardship Program

Key:

Italics denote State of Tennessee programs.

All others are federal programs.

Roane County

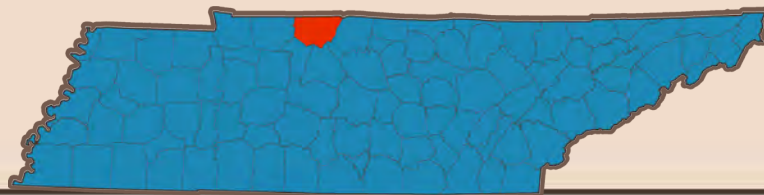


Program, Year Started	2013 Units	2013 Dollars	Cumulative Units	Cumulative Dollars
Homeownership Loan Program, 1974	4	\$331,437	426	\$22.6M
<i>Homebuyer Education Program, 2003</i>	4	\$1,000	37	\$8,950
Keep My Tennessee Home, 2011 Allocated	--	\$463,443	--	\$539,340
Disbursed	13	\$260,067	19	\$321,420
Foreclosure Prevention, 2008	1	\$150	14	\$5,400
HOME, 1992	--	--	233	\$5.1M
<i>Tennessee's Housing Trust Fund, 2007</i>	2	\$10,221	16	\$110,220
<i>Competitive Grants</i>	--	--	3	\$50,000
<i>Emergency Repair</i>	2	\$10,221	12	\$59,294
<i>Housing Modification and Ramps</i>	--	--	1	\$926
<i>Community Investment Tax Credits, 2005</i>	--	--	25	\$570,000
Low Income Housing Tax Credits, 1987	--	--	424	\$18.5M
Section 8 Rental Assistance, 1978	387	\$1.4M	--	--
Tenant-Based	42	\$132,766	--	--
Project-Based	345	\$1.3M	--	--
Neighborhood Stabilization Program, 2008	--	--	--	\$310,066
Weatherization Assistance Program, 1976	58	\$297,051	58	\$297,051

Key:

Italics denote State of Tennessee programs.
All others are federal programs.

Robertson County



Program, Year Started	2013 Units	2013 Dollars	Cumulative Units	Cumulative Dollars
Homeownership Loan Program, 1974	22	\$2.7M	1,811	\$132M
<i>Homebuyer Education Program, 2003</i>	21	\$5,250	138	\$29,575
Keep My Tennessee Home, 2011 Allocated	--	\$1M	--	\$1.5M
Disbursed	27	\$630,409	59	\$1M
<i>*Medical Hardship Program, 2012 Allocated</i>	--	\$124,456	--	\$124,456
Disbursed	4	\$43,195	4	\$43,195
Foreclosure Prevention, 2008	18	\$9,900	133	\$60,150
HOME, 1992	--	--	142	\$2.3M
<i>Tennessee's Housing Trust Fund, 2007</i>	3	\$4,625	27	\$68,172
Emergency Repair	1	\$3,557	9	\$45,826
Housing Modification and Ramps	2	\$1,069	14	\$9,039
Rural Housing Repair	--	--	4	\$13,307
Low Income Housing Tax Credits, 1987	120	\$14.8M	679	\$31.7M
Multi-Family Bond Authority, 1993	--	--	120	\$4.9M
Section 8 Rental Assistance, 1978	321	\$1.8M	--	--
Tenant-Based	207	\$1.3M	--	--
Project-Based	114	\$487,165	--	--
Emergency Solutions Grant Program, 1988	--	\$115,660	--	--
Neighborhood Stabilization Program, 2008	--	--	--	\$559,863
Weatherization Assistance Program, 1976	37	\$185,806	37	\$185,806

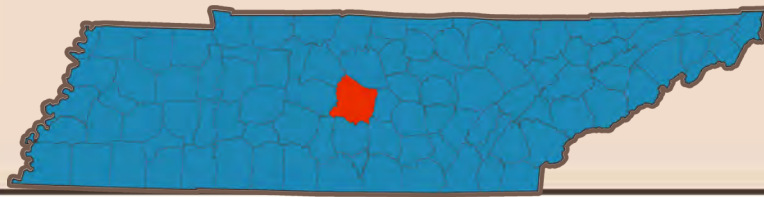
*Attorneys General National Mortgage Servicer Settlement, Keep My Tennessee Home Long-Term Medical Disability Hardship Program

Key:

Italics denote State of Tennessee programs.

All others are federal programs.

Rutherford County




Program, Year Started	2013 Units	2013 Dollars	Cumulative Units	Cumulative Dollars
Homeownership Loan Program, 1974	330	\$41.9M	8,228	\$724.3M
<i>Homebuyer Education Program, 2003</i>	324	\$80,550	1,631	\$392,425
Keep My Tennessee Home, 2011 Allocated	--	\$6.3M	--	\$9.1M
Disbursed	173	\$3.4M	367	\$5.8M
<i>*Medical Hardship Program, 2012 Allocated</i>	--	\$624,963	--	\$629,703
Disbursed	18	\$255,404	21	\$255,404
Foreclosure Prevention, 2008	164	\$71,700	1,027	\$420,150
HOME, 1992	--	--	359	\$6M
<i>Tennessee's Housing Trust Fund, 2007</i>	9	\$18,546	52	\$152,157
<i>Emergency Repair</i>	2	\$13,714	20	\$131,250
<i>Housing Modification and Ramps</i>	6	\$3,019	31	\$19,094
<i>Rural Housing Repair</i>	1	\$1,813	1	\$1,813
<i>Community Investment Tax Credits, 2005</i>	195	\$10.2M	549	\$27.7M
<i>Rental</i>	195	\$10.2M	--	--
Low Income Housing Tax Credits, 1987	--	--	1,932	\$120.6M
Section 8 Rental Assistance, 1978	1,230	\$6.3M	--	--
Tenant-Based	209	\$1.3M	--	--
Project-Based	1,021	\$5M	--	--
Emergency Solutions Grant Program, 1988	--	\$220,868	--	--
Neighborhood Stabilization Program, 2008	1	\$19,566	--	\$1.7M
Weatherization Assistance Program, 1976	37	\$185,806	37	\$185,806

*Attorneys General National Mortgage Servicer Settlement, Keep My Tennessee Home Long-Term Medical Disability Hardship Program

Key:

Italics denote State of Tennessee programs.
All others are federal programs.

Scott County



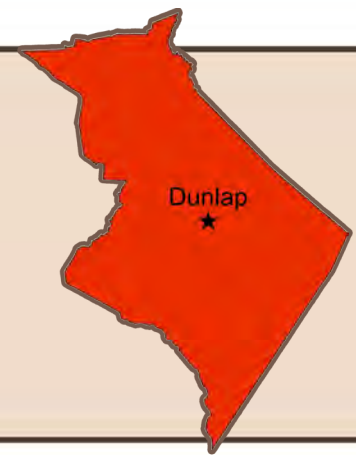

Program, Year Started	2013 Units	2013 Dollars	Cumulative Units	Cumulative Dollars
Homeownership Loan Program, 1974	3	\$194,622	67	\$3.7M
<i>Homebuyer Education Program, 2003</i>	--	--	4	\$450
Keep My Tennessee Home, 2011 Allocated	--	\$181,891	--	\$250,731
Disbursed	6	\$104,194	12	\$168,317
<i>*Medical Hardship Program, 2012 Allocated</i>	--	\$23,814	--	\$23,814
Disbursed	1	\$9,882	1	\$9,882
Foreclosure Prevention, 2008	7	\$2,550	11	\$4,650
HOME, 1992	--	--	107	\$4.5M
<i>Tennessee's Housing Trust Fund, 2007</i>	11	\$32,685	65	\$365,007
Competitive Grants	--	--	12	\$234,910
Emergency Repair	7	\$25,475	32	\$95,874
Housing Modification and Ramps	3	\$2,554	14	\$11,279
Rural Housing Repair	1	\$4,655	7	\$22,944
Low Income Housing Tax Credits, 1987	--	--	94	\$1.4M
Section 8 Rental Assistance, 1978	131	\$474,391	--	--
Tenant-Based	23	\$48,530	--	--
Project-Based	108	\$425,861	--	--
Emergency Solutions Grant Program, 1988	--	\$73,500	--	--
Weatherization Assistance Program, 1976	16	\$93,165	16	\$93,165

*Attorneys General National Mortgage Servicer Settlement, Keep My Tennessee Home Long-Term Medical Disability Hardship Program

Key:

Italics denote State of Tennessee programs.
All others are federal programs.

Sequatchie County




Program, Year Started	2013 Units	2013 Dollars	Cumulative Units	Cumulative Dollars
Homeownership Loan Program, 1974	5	\$541,718	182	\$11M
<i>Homebuyer Education Program, 2003</i>	2	\$500	53	\$11,850
Keep My Tennessee Home, 2011 Allocated	--	\$344,364	--	\$367,797
Disbursed	9	\$126,299	14	\$146,128
<i>*Medical Hardship Program, 2012 Allocated</i>	--	\$74,977	--	\$101,683
Disbursed	2	\$48,838	4	\$58,435
Foreclosure Prevention, 2008	15	\$6,600	29	\$11,400
HOME, 1992	--	--	52	\$1.7M
<i>Tennessee's Housing Trust Fund, 2007</i>	4	\$24,615	52	\$286,354
<i>Competitive Grants</i>	--	--	8	\$133,750
<i>Emergency Repair</i>	--	--	11	\$75,057
<i>Housing Modification and Ramps</i>	--	--	22	\$18,569
<i>Rural Housing Repair</i>	4	\$24,615	11	\$58,978
Low Income Housing Tax Credits, 1987	--	--	64	\$3M
Project-Based Section 8 Rental Assistance, 1978	62	\$284,929	--	--
Emergency Solutions Grant Program, 1988	--	\$124,000	--	--
Neighborhood Stabilization Program, 2008	--	--	--	\$1M
Weatherization Assistance Program, 1976	39	\$190,884	39	\$190,884

*Attorneys General National Mortgage Servicer Settlement, Keep My Tennessee Home Long-Term Medical Disability Hardship Program

Key:

Italics denote State of Tennessee programs.
All others are federal programs.

Sevier County




Program, Year Started	2013 Units	2013 Dollars	Cumulative Units	Cumulative Dollars
Homeownership Loan Program, 1974	5	\$540,721	569	\$34M
<i>Homebuyer Education Program, 2003</i>	4	\$1,000	52	\$9,925
Keep My Tennessee Home, 2011 Allocated	--	\$642,982	--	\$957,436
Disbursed	20	\$373,700	37	\$629,946
<i>*Medical Hardship Program, 2012 Allocated</i>	--	\$111,148	--	\$111,148
Disbursed	3	\$68,774	3	\$68,774
Foreclosure Prevention, 2008	6	\$1,950	33	\$12,750
HOME, 1992	--	--	98	\$4M
<i>Tennessee's Housing Trust Fund, 2007</i>	1	\$5,962	8	\$35,588
Emergency Repair	--	--	2	\$14,456
Housing Modification and Ramps	--	--	1	\$791
Rural Housing Repair	1	\$5,962	5	\$20,342
<i>Community Investment Tax Credits, 2005</i>	11	\$280,000	112	\$5M
Rental	11	\$280,000	--	--
Low Income Housing Tax Credits, 1987	--	--	496	\$40.2M
Section 8 Rental Assistance, 1978	160	\$568,289	--	--
Tenant-Based	49	\$181,805	--	--
Project-Based	111	\$386,484	--	--
Emergency Solutions Grant Program, 1988	--	\$14,286	--	--
Weatherization Assistance Program, 1976	16	\$93,165	16	\$93,165

*Attorneys General National Mortgage Servicer Settlement, Keep My Tennessee Home Long-Term Medical Disability Hardship Program

Italics denote State of Tennessee programs.
All others are federal programs.

Shelby County



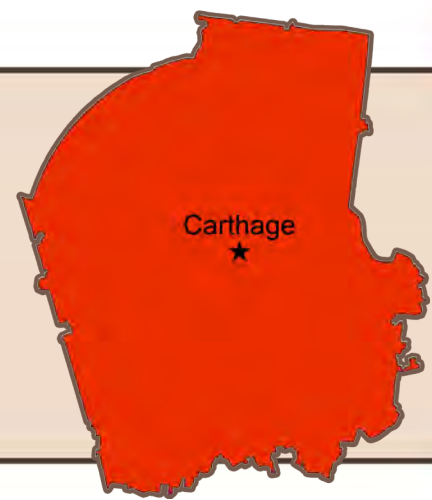
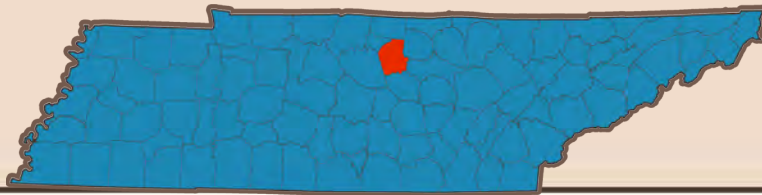
Program, Year Started	2013 Units	2013 Dollars	Cumulative Units	Cumulative Dollars
Homeownership Loan Program, 1974	292	\$30.9M	19,892	\$1,104.1M
<i>Homebuyer Education Program, 2003</i>	270	\$67,250	1,780	\$398,723
Keep My Tennessee Home, 2011 Allocated	--	\$26.1M	--	\$37.5M
Disbursed	705	\$14M	1,318	\$21.9M
<i>*Medical Hardship Program, 2012 Allocated</i>	--	\$3M	--	\$3.2M
Disbursed	107	\$1.5M	116	\$1.5M
Foreclosure Prevention, 2008	453	\$154,950	3,956	\$1.5M
HOME, 1992	--	--	200	\$2.6M
<i>Tennessee's Housing Trust Fund, 2007</i>	62	\$205,367	318	\$3.4M
<i>Competitive Grants</i>	--	--	158	\$2.6M
<i>Emergency Repair</i>	41	\$187,706	116	\$740,636
<i>Housing Modification and Ramps</i>	21	\$17,661	44	\$27,140
<i>Community Investment Tax Credits, 2005</i>	9	\$225,000	254	\$10.4M
<i>Homeownership</i>	6	\$125,000	--	--
<i>Rental</i>	3	\$100,000	--	--
Low Income Housing Tax Credits, 1987	301	\$27.3M	11,828	\$520.9M
Multi-Family Bond Authority, 1993	--	--	8,429	\$244.2M
Section 8 Rental Assistance, 1978	7,424	\$36.7M	--	--
Tenant-Based	386	\$2.4M	--	--
Project-Based	7,038	\$34.3M	--	--
Emergency Solutions Grant Program, 1988	--	\$14,286	--	--
Neighborhood Stabilization Program, 2008	51	\$3.3M	--	\$17.4M
Weatherization Assistance Program, 1976	9	\$81,847	9	\$81,847

*Attorneys General National Mortgage Servicer Settlement, Keep My Tennessee Home Long-Term Medical Disability Hardship Program

Key:

Italics denote State of Tennessee programs.
All others are federal programs.

Smith County



Program, Year Started	2013 Units	2013 Dollars	Cumulative Units	Cumulative Dollars
Homeownership Loan Program, 1974	--	--	58	\$4.5M
<i>Homebuyer Education Program, 2003</i>	--	--	21	\$2,925
Keep My Tennessee Home, 2011 Allocated	--	\$192,991	--	\$438,237
Disbursed	4	\$156,482	17	\$325,183
<i>*Medical Hardship Program, 2012 Allocated</i>	--	\$4,848	--	\$4,848
Disbursed	2	\$5,848	2	\$5,848
Foreclosure Prevention, 2008	--	--	10	\$3,900
HOME, 1992	--	--	68	\$2.1M
<i>Tennessee's Housing Trust Fund, 2007</i>	2	\$14,950	14	\$90,837
Emergency Repair	--	--	9	\$64,667
Housing Modification and Ramps	--	--	1	\$467
Rural Housing Repair	2	\$14,950	4	\$25,703
Low Income Housing Tax Credits, 1987	--	--	144	\$5.8M
Tenant-Based Section 8 Rental Assistance, 1978	16	\$44,082	--	--
Emergency Solutions Grant Program, 1988	--	\$45,000	--	--
Neighborhood Stabilization Program, 2008	--	--	--	\$160,999
Weatherization Assistance Program, 1976	37	\$177,377	37	\$177,377

*Attorneys General National Mortgage Servicer Settlement, Keep My Tennessee Home Long-Term Medical Disability Hardship Program

Key:

Italics denote State of Tennessee programs.
All others are federal programs.

Stewart County



Program, Year Started	2013 Units	2013 Dollars	Cumulative Units	Cumulative Dollars
Homeownership Loan Program, 1974	1	\$92,592	82	\$4.3M
<i>Homebuyer Education Program, 2003</i>	1	\$250	15	\$2,600
Keep My Tennessee Home, 2011 Allocated	--	\$125,990	--	\$215,457
Disbursed	4	\$84,360	8	\$143,523
Foreclosure Prevention, 2008	--	--	6	\$2,100
HOME, 1992	--	--	33	\$1.4M
<i>Tennessee's Housing Trust Fund, 2007</i>	1	\$250,364	7	\$283,809
<i>Emergency Repair</i>	--	--	6	\$33,445
<i>Housing Modification and Ramps</i>	1	\$364	1	\$364
<i>Rebuild and Recover</i>	--	\$250,000	--	\$250,000
<i>Community Investment Tax Credits, 2005</i>	--	--	1	\$10,000
Low Income Housing Tax Credits, 1987	--	--	26	\$358,320
Section 8 Rental Assistance, 1978	33	\$80,103	--	--
Tenant-Based	8	\$22,764	--	--
Project-Based	25	\$57,339	--	--
Emergency Solutions Grant Program, 1988	--	\$193,440	--	--

Key:

Italics denote State of Tennessee programs.
All others are federal programs.

Sullivan County



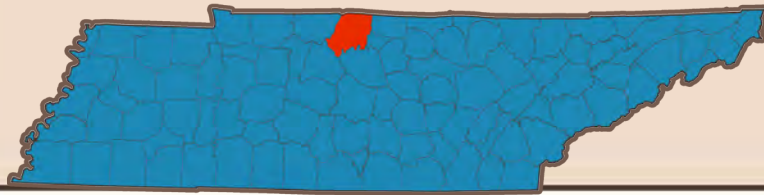
Program, Year Started	2013 Units	2013 Dollars	Cumulative Units	Cumulative Dollars
Homeownership Loan Program, 1974	19	\$1.7M	2,047	\$91.3M
<i>Homebuyer Education Program, 2003</i>	16	\$4,000	197	\$42,575
Keep My Tennessee Home, 2011 Allocated	--	\$1.7M	--	\$2M
Disbursed	57	\$817,928	88	\$1.1M
<i>*Medical Hardship Program, 2012 Allocated</i>	--	\$134,160	--	\$134,160
Disbursed	7	\$29,946	7	\$29,946
Foreclosure Prevention, 2008	34	\$14,100	136	\$44,850
HOME, 1992	--	--	135	\$2.5M
<i>Tennessee's Housing Trust Fund, 2007</i>	5	\$26,546	102	\$1.2M
Competitive Grants	--	--	20	\$934,000
Emergency Repair	2	\$14,960	55	\$261,475
Housing Modification and Ramps	1	\$734	15	\$12,423
Rural Housing Repair	2	\$10,852	12	\$41,285
<i>Community Investment Tax Credits, 2005</i>	3	\$350,000	18	\$1.7M
Homeownership	3	\$350,000	--	--
Low Income Housing Tax Credits, 1987	94	\$6.6M	1,356	\$92.1M
Multi-Family Bond Authority, 1993	--	--	481	\$19.3M
Project-Based Section 8 Rental Assistance, 1978	962	\$4.4M	--	--
Emergency Solutions Grant Program, 1988	--	\$430,183	--	--
Neighborhood Stabilization Program, 2008	--	--	--	\$850,379

*Attorneys General National Mortgage Servicer Settlement, Keep My Tennessee Home Long-Term Medical Disability Hardship Program

Key:

Italics denote State of Tennessee programs.
All others are federal programs.

Sumner County



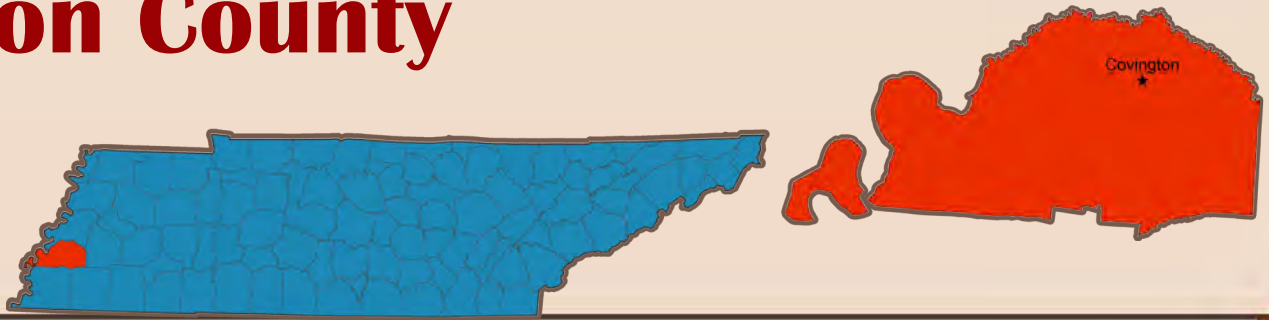
Program, Year Started	2013 Units	2013 Dollars	Cumulative Units	Cumulative Dollars
Homeownership Loan Program, 1974	100	\$13.6M	3,275	\$254.7M
<i>Homebuyer Education Program, 2003</i>	92	\$22,850	601	\$129,575
Keep My Tennessee Home, 2011 Allocated	--	\$2.3M	--	\$3.4M
Disbursed	62	\$1.3M	138	\$2.2M
<i>*Medical Hardship Program, 2012 Allocated</i>	--	\$94,045	--	\$149,883
Disbursed	3	\$63,498	5	\$71,135
Foreclosure Prevention, 2008	41	\$18,150	249	\$104,700
HOME, 1992	--	--	190	\$4.8M
<i>Tennessee's Housing Trust Fund, 2007</i>	6	\$10,856	42	\$86,314
<i>Emergency Repair</i>	1	\$5,500	13	\$66,421
<i>Housing Modification and Ramps</i>	4	\$2,958	28	\$17,495
<i>Rural Housing Repair</i>	1	\$2,398	1	\$2,398
<i>Community Investment Tax Credits, 2005</i>	--	\$2M	115	\$6.7M
<i>Rental</i>	--	\$2M	--	--
Low Income Housing Tax Credits, 1987	38	\$3.2M	1,124	\$48.2M
Multi-Family Bond Authority, 1993	--	--	296	\$16.2M
Section 8 Rental Assistance, 1978	1,033	\$5.3M	--	--
Tenant-Based	549	\$3.2M	--	--
Project-Based	484	\$2.1M	--	--
Emergency Solutions Grant Program, 1988	--	\$260,830	--	--
Neighborhood Stabilization Program, 2008	--	--	--	\$748,583
Weatherization Assistance Program, 1976	37	\$185,806	37	\$185,806

*Attorneys General National Mortgage Servicer Settlement, Keep My Tennessee Home Long-Term Medical Disability Hardship Program

Key:

Italics denote State of Tennessee programs.
All others are federal programs.

Tipton County



Program, Year Started	2013 Units	2013 Dollars	Cumulative Units	Cumulative Dollars
Homeownership Loan Program, 1974	6	\$655,689	1,252	\$72.8M
<i>Homebuyer Education Program, 2003</i>	4	\$1,000	75	\$13,300
Keep My Tennessee Home, 2011 Allocated	--	\$994,203	--	\$1.3M
Disbursed	30	\$516,829	56	\$780,339
<i>*Medical Hardship Program, 2012 Allocated</i>	--	\$116,162	--	\$116,162
Disbursed	3	\$77,742	3	\$77,742
Foreclosure Prevention, 2008	13	\$4,500	88	\$30,750
HOME, 1992	--	--	109	\$4M
<i>Tennessee's Housing Trust Fund, 2007</i>	7	\$53,423	77	\$458,599
Emergency Repair	6	\$49,358	50	\$314,201
Rural Housing Repair	1	\$4,065	27	\$144,398
Low Income Housing Tax Credits, 1987	--	--	412	\$14.1M
Section 8 Rental Assistance, 1978	689	\$3.8M	--	--
Tenant-Based	405	\$2.4M	--	--
Project-Based	284	\$1.4M	--	--
Neighborhood Stabilization Program, 2008	--	--	--	\$153,475
Weatherization Assistance Program, 1976	28	\$138,279	28	\$138,279

*Attorneys General National Mortgage Servicer Settlement, Keep My Tennessee Home Long-Term Medical Disability Hardship Program

Key:

Italics denote State of Tennessee programs.

All others are federal programs.

Trousdale County

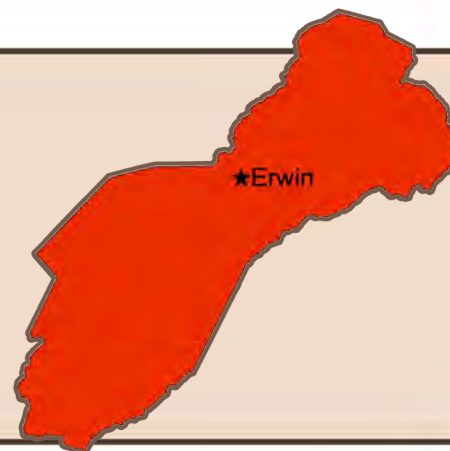


Program, Year Started	2013 Units	2013 Dollars	Cumulative Units	Cumulative Dollars
Homeownership Loan Program, 1974	--	--	55	\$3.7M
<i>Homebuyer Education Program, 2003</i>	--	--	10	\$2,275
Keep My Tennessee Home, 2011 Allocated	--	\$39,354	--	\$50,904
Disbursed	1	\$8,085	2	\$17,586
Foreclosure Prevention, 2008	3	\$1,800	14	\$6,900
HOME, 1992	--	--	54	\$2.2M
<i>Tennessee's Housing Trust Fund, 2007</i>	--	--	6	\$23,333
<i>Emergency Repair</i>	--	--	5	\$22,491
<i>Housing Modification and Ramps</i>	--	--	1	\$842
Low Income Housing Tax Credits, 1987	--	--	33	\$504,170
Tenant-Based Section 8 Rental Assistance, 1978	41	\$162,057	--	--
Emergency Solutions Grant Program, 1988	--	\$115,660	--	--
Neighborhood Stabilization Program, 2008	--	--	--	\$104,000
Weatherization Assistance Program, 1976	37	\$185,806	37	\$185,806

Key:

Italics denote State of Tennessee programs.
All others are federal programs.

Unicoi County

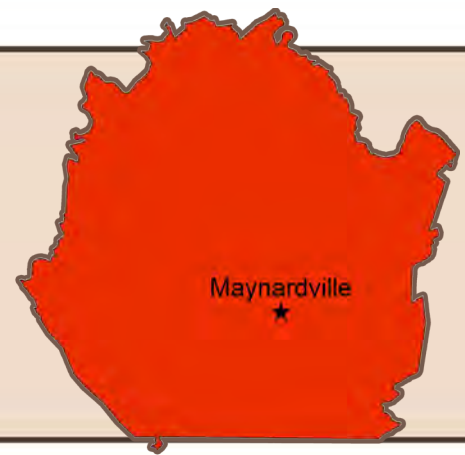



Program, Year Started	2013 Units	2013 Dollars	Cumulative Units	Cumulative Dollars
Homeownership Loan Program, 1974	--	--	134	\$6M
<i>Homebuyer Education Program, 2003</i>	--	--	8	\$1,625
Keep My Tennessee Home, 2011 Allocated	--	\$198,595	--	\$288,315
Disbursed	6	\$78,592	12	\$138,544
Foreclosure Prevention, 2008	4	\$1,800	17	\$5,700
HOME, 1992	--	--	119	\$3.9M
<i>Tennessee's Housing Trust Fund, 2007</i>	1	\$6,875	14	\$62,659
Emergency Repair	--	--	9	\$40,430
Housing Modification and Ramps	--	--	1	\$990
Rural Housing Repair	1	\$6,875	4	\$21,239
<i>Community Investment Tax Credits, 2005</i>	--	--	7	\$607,813
Low Income Housing Tax Credits, 1987	--	--	64	\$4.1M
Project-Based Section 8 Rental Assistance, 1978	97	\$289,058	--	--
Emergency Solutions Grant Program, 1988	--	\$171,175	--	--

Key:

Italics denote State of Tennessee programs.
All others are federal programs.

Union County

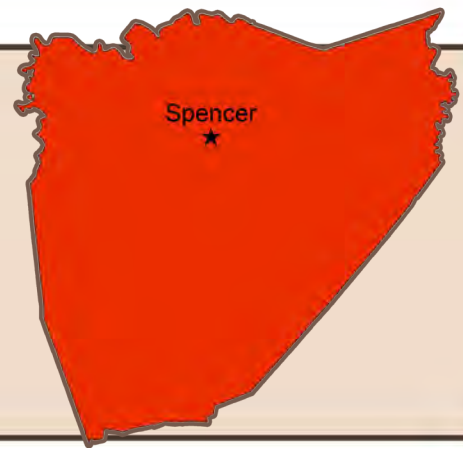



Program, Year Started	2013 Units	2013 Dollars	Cumulative Units	Cumulative Dollars
Homeownership Loan Program, 1974	3	\$185,613	225	\$13.7M
<i>Homebuyer Education Program, 2003</i>	3	\$750	16	\$2,875
Keep My Tennessee Home, 2011 Allocated	--	\$108,034	--	\$102,319
Disbursed	5	\$51,574	6	\$56,364
Foreclosure Prevention, 2008	2	\$300	16	\$4,800
HOME, 1992	--	--	132	\$3.2M
<i>Tennessee's Housing Trust Fund, 2007</i>	4	\$20,998	23	\$98,537
<i>Emergency Repair</i>	1	\$1,184	9	\$27,887
<i>Rural Housing Repair</i>	3	\$19,814	14	\$70,650
<i>Community Investment Tax Credits, 2005</i>	--	--	9	\$3,438
Low Income Housing Tax Credits, 1987	--	--	182	\$5.8M
Tenant-Based Section 8 Rental Assistance, 1978	26	\$88,723	--	--
Weatherization Assistance Program, 1976	16	\$93,165	16	\$93,165

Key:

Italics denote State of Tennessee programs.
All others are federal programs.

Van Buren County



Program, Year Started	2013 Units	2013 Dollars	Cumulative Units	Cumulative Dollars
Homeownership Loan Program, 1974	--	--	16	\$898,056
Keep My Tennessee Home, 2011 Allocated	--	\$89,813	--	\$170,150
Disbursed	3	\$42,486	9	\$101,564
<i>*Medical Hardship Program, 2012 Allocated</i>	--	\$39,694	--	\$39,694
Disbursed	1	\$15,716	1	\$15,716
Foreclosure Prevention, 2008	3	\$1,350	12	\$5,100
HOME, 1992	--	--	37	\$1.3M
<i>Tennessee's Housing Trust Fund, 2007</i>	1	\$7,500	13	\$66,649
<i>Emergency Repair</i>	--	--	5	\$25,557
<i>Rural Housing Repair</i>	1	\$7,500	8	\$41,092
Low Income Housing Tax Credits, 1987	--	--	32	\$2.9M
Project-Based Section 8 Rental Assistance, 1978	28	\$138,090	--	--
Weatherization Assistance Program, 1976	37	\$177,377	37	\$177,377

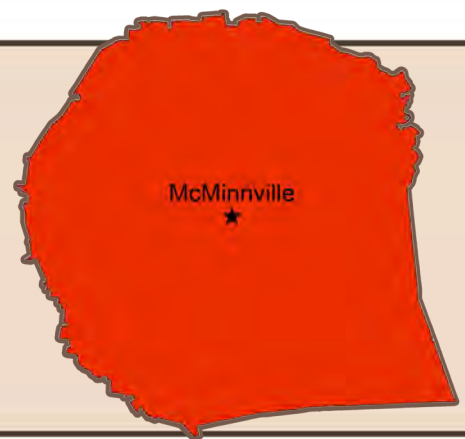
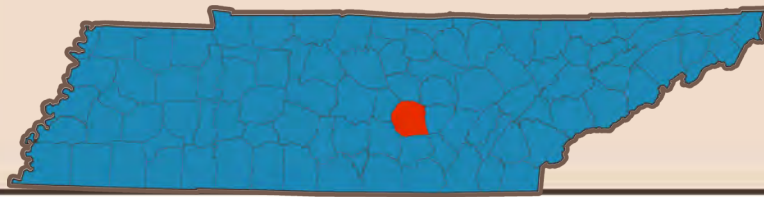
*Attorneys General National Mortgage Servicer Settlement, Keep My Tennessee Home Long-Term Medical Disability Hardship Program

Key:

Italics denote State of Tennessee programs.

All others are federal programs.

Warren County

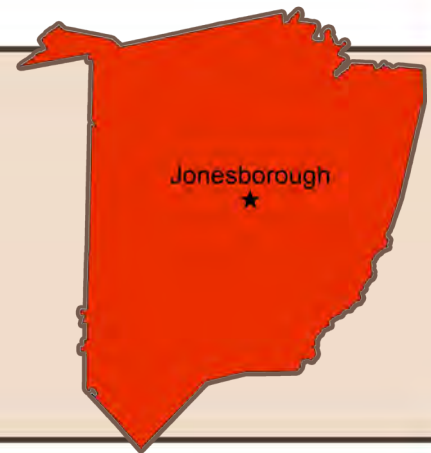



Program, Year Started	2013 Units	2013 Dollars	Cumulative Units	Cumulative Dollars
Homeownership Loan Program, 1974	--	--	226	\$11.3M
<i>Homebuyer Education Program, 2003</i>	--	--	8	\$900
Keep My Tennessee Home, 2011 Allocated	--	\$117,189	--	\$271,499
Disbursed	3	\$80,477	13	\$214,164
Foreclosure Prevention, 2008	10	\$2,400	29	\$9,750
HOME, 1992	--	--	81	\$2M
<i>Tennessee's Housing Trust Fund, 2007</i>	3	\$16,700	35	\$228,816
<i>Emergency Repair</i>	--	--	20	\$171,738
<i>Housing Modification and Ramps</i>	--	--	4	\$2,336
<i>Rural Housing Repair</i>	3	\$16,700	11	\$54,742
Low Income Housing Tax Credits, 1987	--	--	376	\$18.1M
Multi-Family Bond Authority, 1993	--	--	100	\$3.2M
Section 8 Rental Assistance, 1978	336	\$1.2M	--	--
Tenant-Based	32	\$109,727	--	--
Project-Based	304	\$1.1M	--	--
Emergency Solutions Grant Program, 1988	--	\$40,000	--	--
Neighborhood Stabilization Program, 2008	--	--	--	\$418,056
Weatherization Assistance Program, 1976	37	\$177,377	37	\$177,377

Key:

Italics denote State of Tennessee programs.
All others are federal programs.

Washington County



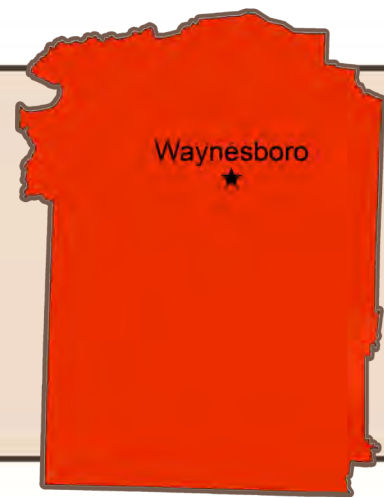

Program, Year Started	2013 Units	2013 Dollars	Cumulative Units	Cumulative Dollars
Homeownership Loan Program, 1974	20	\$2.1M	1,602	\$84.9M
<i>Homebuyer Education Program, 2003</i>	17	\$4,250	192	\$48,150
Keep My Tennessee Home, 2011 Allocated	--	\$1.2M	--	\$1.8M
Disbursed	40	\$580,846	81	\$1M
<i>*Medical Hardship Program, 2012 Allocated</i>	--	\$241,295	--	\$269,147
Disbursed	8	\$103,372	9	\$107,801
Foreclosure Prevention, 2008	22	\$7,200	156	\$52,050
HOME, 1992	--	--	193	\$4.8M
<i>Tennessee's Housing Trust Fund, 2007</i>	8	\$322,409	148	\$2.7M
Competitive Grants	--	--	63	\$2.1M
Emergency Repair	7	\$21,879	73	\$301,298
Housing Modification and Ramps	1	\$530	5	\$4,040
Rebuild and Recover	--	\$300,000	--	\$300,000
Rural Housing Repair	--	--	7	\$30,186
<i>Community Investment Tax Credits, 2005</i>	24	\$2.5M	72	\$5.2M
Homeownership	12	\$1.3M	--	--
Rental	12	\$1.2M	--	--
Low Income Housing Tax Credits, 1987	60	\$5M	1,060	\$62.4M
Multi-Family Bond Authority, 1993	--	--	102	\$3M
Project-Based Section 8 Rental Assistance, 1978	953	\$3M	--	--
Emergency Solutions Grant Program, 1988	--	\$368,377	--	--
Neighborhood Stabilization Program, 2008	--	--	--	\$1.2M

*Attorneys General National Mortgage Servicer Settlement, Keep My Tennessee Home Long-Term Medical Disability Hardship Program

Key:

Italics denote State of Tennessee programs.
All others are federal programs.

Wayne County




Program, Year Started	2013 Units	2013 Dollars	Cumulative Units	Cumulative Dollars
Homeownership Loan Program, 1974	--	--	37	\$1.4M
<i>Homebuyer Education Program, 2003</i>	--	--	1	--
Keep My Tennessee Home, 2011 Allocated	--	\$21,870	--	\$46,087
Disbursed	1	\$17,694	3	\$25,911
<i>*Medical Hardship Program, 2012 Allocated</i>	--	\$93,357	--	\$93,357
Disbursed	3	\$33,482	3	\$33,482
Foreclosure Prevention, 2008	--	--	2	\$300
HOME, 1992	--	--	64	\$2.3M
<i>Tennessee's Housing Trust Fund, 2007</i>	--	--	5	\$9,274
Emergency Repair	--	--	1	\$758
Rural Housing Repair	--	--	4	\$8,516
Low Income Housing Tax Credits, 1987	--	--	136	\$1.8M
Tenant-Based Section 8 Rental Assistance, 1978	17	\$20,419	--	--
Emergency Solutions Grant Program, 1988	--	\$75,000	--	--
Neighborhood Stabilization Program, 2008	--	--	--	\$450,357
Weatherization Assistance Program, 1976	32	\$161,604	32	\$161,604

*Attorneys General National Mortgage Servicer Settlement, Keep My Tennessee Home Long-Term Medical Disability Hardship Program

Key:

Italics denote State of Tennessee programs.
All others are federal programs.

Weakley County



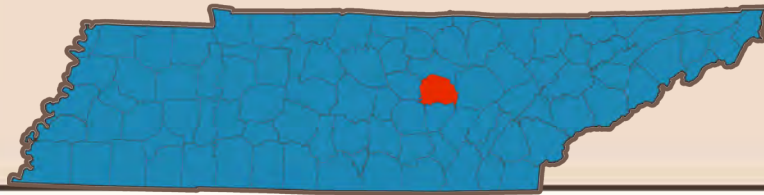
Program, Year Started	2013 Units	2013 Dollars	Cumulative Units	Cumulative Dollars
Homeownership Loan Program, 1974	1	\$54,003	249	\$11.5M
<i>Homebuyer Education Program, 2003</i>	--	--	2	\$1,675
Keep My Tennessee Home, 2011 Allocated	--	\$334,839	--	\$471,464
Disbursed	11	\$187,399	20	\$279,659
<i>*Medical Hardship Program, 2012 Allocated</i>	--	--	--	\$16,944
Disbursed	1	\$5,197	2	\$6,484
Foreclosure Prevention, 2008	6	\$2,250	12	\$3,750
HOME, 1992	--	--	69	\$2.7M
<i>Tennessee's Housing Trust Fund, 2007</i>	6	\$39,892	40	\$216,060
Emergency Repair	4	\$31,733	20	\$147,296
Housing Modification and Ramps	1	\$832	5	\$3,869
Rural Housing Repair	1	\$7,327	15	\$64,895
<i>Community Investment Tax Credits, 2005</i>	--	--	10	\$252,041
Low Income Housing Tax Credits, 1987	--	--	338	\$20.1M
Section 8 Rental Assistance, 1978	52	\$187,516	--	--
Tenant-Based	15	\$56,442	--	--
Project-Based	37	\$131,074	--	--
Emergency Solutions Grant Program, 1988	--	\$89,286	--	--
Weatherization Assistance Program, 1976	8	\$55,732	8	\$55,732

*Attorneys General National Mortgage Servicer Settlement, Keep My Tennessee Home Long-Term Medical Disability Hardship Program

Key:

Italics denote State of Tennessee programs.
All others are federal programs.

White County

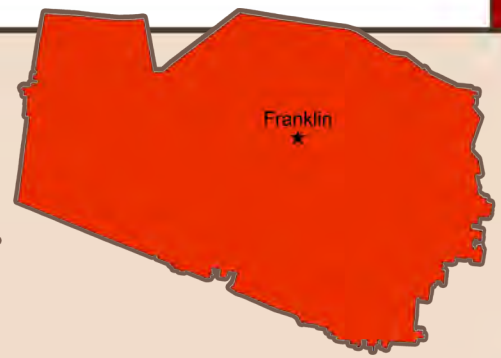
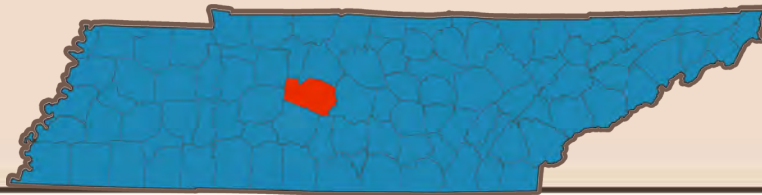


Program, Year Started	2013 Units	2013 Dollars	Cumulative Units	Cumulative Dollars
Homeownership Loan Program, 1974	2	\$202,500	282	\$14.5M
Homebuyer Education Program, 2003	1	\$250	25	\$5,150
Keep My Tennessee Home, 2011 Allocated	--	\$234,070	--	\$325,218
Disbursed	6	\$108,132	14	\$179,656
Foreclosure Prevention, 2008	9	\$2,250	29	\$8,850
HOME, 1992	--	--	52	\$1.8M
Tennessee's Housing Trust Fund, 2007	2	\$8,029	21	\$126,781
Emergency Repair	--	--	9	\$80,425
Housing Modification and Ramps	1	\$879	2	\$1,393
Rural Housing Repair	1	\$7,150	10	\$44,963
Low Income Housing Tax Credits, 1987	--	--	48	\$6M
Multi-Family Bond Authority, 1993	--	--	50	\$800,000
Section 8 Rental Assistance, 1978	91	\$340,200	--	--
Tenant-Based	27	\$74,578	--	--
Project-Based	64	\$265,622	--	--
Emergency Solutions Grant Program, 1988	--	\$45,000	--	--
Neighborhood Stabilization Program, 2008	--	--	--	\$308,055
Weatherization Assistance Program, 1976	37	\$177,377	37	\$177,377

Key:

Italics denote State of Tennessee programs.
All others are federal programs.

Williamson County



Program, Year Started	2013 Units	2013 Dollars	Cumulative Units	Cumulative Dollars
Homeownership Loan Program, 1974	56	\$9M	814	\$79.7M
<i>Homebuyer Education Program, 2003</i>	52	\$12,850	213	\$51,975
Keep My Tennessee Home, 2011 Allocated	--	\$2.3M	--	\$2.9M
Disbursed	55	\$1.2M	96	\$1.7M
<i>*Medical Hardship Program, 2012 Allocated</i>	--	\$75,325	--	\$75,325
Disbursed	2	\$27,812	2	\$27,812
Foreclosure Prevention, 2008	65	\$28,500	410	\$182,250
HOME, 1992	--	--	98	\$3.9M
<i>Tennessee's Housing Trust Fund, 2007</i>	3	\$14,087	87	\$1.2M
Competitive Grants	--	--	50	\$1M
Emergency Repair	3	\$14,087	29	\$103,965
Housing Modification and Ramps	--	--	8	\$5,353
<i>Community Investment Tax Credits, 2005</i>	36	\$435,542	183	\$11.5M
Homeownership	1	\$134,542	--	--
Rental	35	\$300,000	--	--
Low Income Housing Tax Credits, 1987	--	--	300	\$22.2M
Section 8 Rental Assistance, 1978	93	\$439,366	--	--
Tenant-Based	37	\$195,691	--	--
Project-Based	56	\$243,675	--	--
Emergency Solutions Grant Program, 1988	--	\$135,108	--	--
Weatherization Assistance Program, 1976	37	\$185,806	37	\$185,806

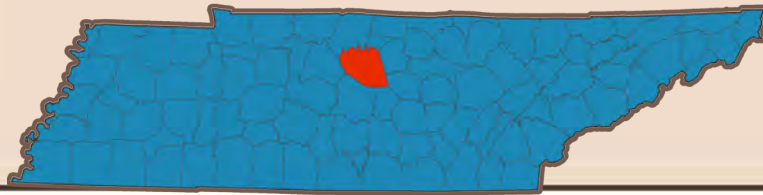
*Attorneys General National Mortgage Servicer Settlement, Keep My Tennessee Home Long-Term Medical Disability Hardship Program

Key:

Italics denote State of Tennessee programs.

All others are federal programs.

Wilson County



Program, Year Started	2013 Units	2013 Dollars	Cumulative Units	Cumulative Dollars
Homeownership Loan Program, 1974	51	\$6.6M	1,491	\$133.2M
Homebuyer Education Program, 2003	46	\$11,500	345	\$74,775
Keep My Tennessee Home, 2011 Allocated	--	\$2.4M	--	\$3M
Disbursed	62	\$1M	107	\$1.6M
<i>*Medical Hardship Program, 2012 Allocated</i>	--	\$271,720	--	\$307,213
Disbursed	8	\$216,170	9	\$222,185
Foreclosure Prevention, 2008	30	\$12,300	211	\$85,500
HOME, 1992	--	--	159	\$4.9M
Tennessee's Housing Trust Fund, 2007	1	\$972	25	\$59,734
Emergency Repair	--	--	9	\$44,768
Housing Modification and Ramps	1	\$972	15	\$10,779
Rural Housing Repair	--	--	1	\$4,187
Community Investment Tax Credits, 2005	--	--	130	\$8.4M
Low Income Housing Tax Credits, 1987	--	--	912	\$41.6M
Multi-Family Bond Authority, 1993	--	--	245	\$12.4M
Section 8 Rental Assistance, 1978	496	\$2.6M	--	--
Tenant-Based	355	\$1.8M	--	--
Project-Based	141	\$762,261	--	--
Emergency Solutions Grant Program, 1988	--	\$40,660	--	--
Neighborhood Stabilization Program, 2008	--	--	--	\$149,106
Weatherization Assistance Program, 1976	37	\$185,806	37	\$185,806

*Attorneys General National Mortgage Servicer Settlement, Keep My Tennessee Home Long-Term Medical Disability Hardship Program

Key:

Italics denote State of Tennessee programs.

All others are federal programs.



Methodology



Methodology

Community Investment Tax Credit (CITC)

Community Investment Tax Credit (CITC) dollars represent the amount of below market loans that are extended to organizations as a result of the tax credit, rather than the amount of the tax credit itself. CITC funds can be used for homeownership, rental, and homelessness prevention activities. The number of households served and their corresponding dollar amounts are given separately for each of these activities. Funds also may be applied toward security deposits, rent, and utilities. Cumulative dollar amounts and households served are not separated by activity because the relevant data were not collected from the beginning of the program.

Emergency Solutions Grant Program (ESG)

In 2012, the Emergency Solutions Grant replaced what was formerly the Emergency Shelter Grant Program. ESG awards funds to nonprofits that serve multiple counties. There is not a straightforward way to determine a breakdown of dollars by county since providers serve all individuals in their home county, but also pull from a wider group of counties as a service area.

Data presented in the county pages reflect the total dollars given to the non-profit that serves that county. These same dollars are reported for each county served by the same provider(s). Therefore, adding all of the counties together will produce a total that far exceeds the statewide total that is presented on the state summary page. The state total reflects the unduplicated amount of ESG funds provided to the non-profits.

Foreclosure Prevention Program

Foreclosure Prevention counseling is provided by non-profits across the state. The county-level data are based on the address of the household served, rather than the address of the non-profit service provider. Because agencies may counsel the same person multiple times, beneficiaries are counted once in the cumulative total, even if they received counseling in different years.

HOME Program

During the period covered by this report, funds for the 2013 HOME Program had not been awarded. Therefore, only cumulative amounts are provided. The dollar amounts include the administrative funds provided to grantees. The cumulative HOME dollars and units also include the American Dream Downpayment Initiative (ADDI) that the HOME Program funded from 2004 until 2009.

Homebuyer Education Program

The Homebuyer Education Program pays certified counseling agencies the cost of homebuyer education for those whose mortgages are funded by THDA's homeownership loan programs. For purposes of this summary report, payments are reflected in the counties where THDA customers purchased homes, rather than in the counties where the homebuyer education providers are located. A time lag between when someone receives homebuyer education and the date of funding the loan may exist due to the length of the home buying process. Additionally, some THDA loan products do not require homebuyer education. Therefore, the number of loans funded in a county may differ from the number of borrowers who received homebuyer education in the county.

Although the Homebuyer Education Program began in 2003, the cumulative totals include only 2007 through 2013 data.

Homeownership Loan Programs

The 2013 Homeownership Loan Program includes mortgages funded during the year through the Great Choice, Great Rate, Great Start, Great Advantage, and New Start mortgage programs. In October 2013, Great Choice and Great Choice Plus replaced the Great Rate, Great Start, and Great Advantage programs. The Great Choice loan offers a 30-year, fixed-rate mortgage to first-time homebuyers. Great Choice Plus is a second mortgage loan offering down payment and closing costs assistance at no interest, in conjunction with a Great Choice loan. The second mortgage is equal to four percent of the sales price of the home and is paid in full over the first 10 years of the mortgage or upon sale of the home. The number of Great Choice Plus recipients is not included in the total number of loans because they are counted under Great Choice. The dollar amounts for Great Choice Plus loans are not reflected in this year's Program Summary.

The Homeownership for the Brave interest rate discount of 0.25% is available on Great Choice loan products. It was also available on loan products that have been discontinued.

Methodology

Housing Trust Fund

In 2013, the Housing Trust Fund (HTF) funded four programs: Housing Modifications and Ramps Program, Rural Housing Repair Program, Emergency Repair Program, and the Rebuild and Recover Program. The Competitive Grants Program and the Manufactured Home Program did not provide any funding during the calendar year.

The dollar amounts for HTF programs include the administrative funds provided to grantees. The dollar amounts and households served for all of the HTF programs, with the exception of the Competitive Grants Program and the Rebuild and Recover Program, are based on expenditures that occurred during the year.

For the Competitive Grants Program, cumulative units are based on the proposed number of households served. Cumulative dollar amounts reflect awards made during the calendar year.

The Rebuild and Recover Program made its initial awards in 2013. The awards included a Disaster Grant that was made in Washington County, on which the Rebuild and Recover Program is modeled.

Keep My Tennessee Home

Keep My Tennessee Home (Tennessee's Hardest Hit Fund) provides forgivable loans to unemployed, substantially underemployed, recently divorced, and recently widowed homeowners to make their mortgage payments. The dollar amounts for this program include mortgage arrears, monthly mortgage payments, and Homeowner Association (HOA) fees.

Two types of data are shown: allocated and disbursed. Allocated dollars reflect the amounts that will be paid while the beneficiaries receive assistance going forward. This includes payments for principal, interest, taxes, insurance, homeowner association dues, and other ownership-related costs. Disbursed dollar amounts show the payments that were made during the calendar year. The disbursed numbers also are counted in the allocated amounts. The disbursed unit numbers reflect the number of people who were assisted during the calendar year. Because the allocated number show future disbursements, the unit data is not calculated.

Because allocations are made in a single year and disbursements occur across multiple years, it is possible that some counties will show dollar amounts without units and vice versa.

It is possible that some borrowers were approved for loans at the end of the year and no payment was made during that year. Also, the borrowers may have been approved during the previous year, but THDA continued making payments on their behalf in 2013.

Low-Income Housing Tax Credits (LIHTC)

Units that are counted in a given year are based on the year in which the tax credits are allocated, rather than the year in which the property construction or rehabilitation is completed. The dollars listed under the LIHTC program represent the total value of tax credits over 10 years.

Medical Hardship Program (Attorneys General National Mortgage Servicer Settlement, Keep My Tennessee Home Long-Term Medical Disability Hardship Program)

The Medical Hardship Program provides forgivable loans to eligible Tennessee homeowners with a long-term medical disability hardship. The first funds were distributed in 2012.

The dollar amounts for this program include mortgage arrears, monthly mortgage payments, and Homeowner Association (HOA) fees. It is possible that some loans included in this report closed late in December 2013, but a payment has yet to be made on behalf of the borrower. In these cases, there is not an associated dollar amount for the loan, or the associated dollar amounts are lower than actually provided.

Two types of data are shown: allocated and disbursed. Allocated dollars reflect the amounts that will be paid while the beneficiaries receive assistance going forward. This includes payments for principal, interest, taxes, insurance, homeowner association dues, and other ownership-related costs. Disbursed dollar amounts show the payments that were made during the calendar year. The disbursed numbers also are counted in the allocated amounts. The disbursed unit numbers reflect the number of people who were assisted during the calendar year. Because the allocated number show future disbursements, the unit data is not calculated.

Because allocations are made in a single year and disbursements occur across multiple years, it is possible that some counties will show dollar amounts without units and vice versa.

It is possible that some borrowers were approved for loans at the end of the year and no payment was made during that year. Also, the borrowers may have been approved during the previous year, but THDA continued making payments on their behalf in 2013.

Multi-Family Tax-Exempt Bond Authority

Multi-Family Bond Authority developments almost always receive LIHTC. Therefore, the units reported under this program are also counted in the LIHTC programs. In 2013, 512 units funded with LIHTC also received \$20.2 million in Multi-Family Bond Authority funding.

Methodology

Neighborhood Stabilization Program (NSP 1 and NSP 3)

Introduced through the Housing and Economic Recovery Act (HERA) of 2008, NSP provides funds to purchase foreclosed properties for new construction, rehabilitation, acquisition, and demolition to stabilize neighborhoods. The dollar amount for each county is the sum of NSP funds provided for all those activities. In previous years, only the totals for new construction and rehabilitation were calculated. Starting in 2012, all activity conducted under NSP was counted, including acquisition and demolition. It is possible that some of the new construction or rehabilitation activities were not completed during the 2013 calendar year. Given the range of activities that fall under NSP, cumulative unit totals are not applicable.

NSP 1 ended in March 2013. Although there may have been payment activity afterwards, this activity was comprised primarily of closeout billings. Expenses incurred after March 19, 2013 were not paid.

Section 8 Project-Based Rental Assistance (Contract Administration)

The figures reported reflect the total number of families served in 2013, which may exceed the total number of vouchers due to tenant mobility. The U.S. Department of Housing and Urban Development (HUD) contracts with THDA to administer 399 Section 8 project-based contracts. This figure includes two Section 8 project-based properties that are part of the THDA portfolio.

Because some families may have moved to project-based units in other counties during the year, county totals are not added to determine the state total. Instead, a separate state total is calculated by counting each family once. Because the structure of the program has changed since its inception, it is difficult to compute a meaningful cumulative total.

Section 8 Tenant-Based Rental Assistance (Housing Choice Vouchers)

Section 8 Rental Assistance units and amounts totaled are those leased through THDA's Housing Choice Voucher Program in 2013. The numbers do not reflect vouchers in urban counties and larger cities that administer their own Section 8 Housing Choice Voucher Program. Because some families may have moved and used vouchers in multiple counties during the year, county totals are not added to determine the state total. Instead, a separate state total is calculated by counting each family once. Because the structure of the program has changed since its inception, it is difficult to compute a meaningful cumulative total.

Weatherization Assistance Program (WAP)

In 2013, the Weatherization Assistance Program (WAP) was transferred from the Department of Human Services (DHS) to THDA. Although WAP was first funded in 1976, the cumulative totals reflected in this report start in 2013, which is when THDA began administering the program. We do not have data reflecting its previous totals.


The total dollar amounts reflect the invoiced amounts from weatherization providers for 2013. To estimate the number of units assisted, the invoiced total, minus administrative costs, is divided by \$4,500, which is the average cost to weatherize a unit.


Data presented in the county pages reflect the total dollars given to the organizations serving that county. These same dollars are reported for each county served by the same provider(s). Therefore, adding all of the counties together will produce a total that far exceeds the statewide total that is presented on the state summary page. The state total reflects the unduplicated amount of WAP funds provided to the non-profits.

Congressional District Notes

Congressional district boundaries for 2013 are based on the 113th session of the U.S. Congress. Calculations include an entire county's data for all counties represented in the district, not just the portion of the county in the district. Some counties may be included in more than one congressional district, which means the state total cannot be determined by summing the district totals. The cumulative totals for the congressional districts represent the current configuration of the district. Therefore, they may differ from totals in previous years.

With the exceptions of the Emergency Solutions Grant, the Weatherization Assistance Program, and the Section 8 programs, the figures for the congressional district rely on the methodologies outlined for the individual programs. The ESG and WAP numbers are determined by adding the dollar amount received by each agency in that congressional district. For both Section 8 programs, each beneficiary is counted once within a given district.







Andrew Jackson Building Third Floor, 502 Deaderick St., Nashville, TN 37243-0900
800-228-THDA - www.THDA.org